



Contents lists available at ScienceDirect

## Journal of Alloys and Compounds

journal homepage: [www.elsevier.com/locate/jalcom](http://www.elsevier.com/locate/jalcom)

# Understanding the mechanism of H atom absorption in the Pd(110) surface

Allan Abraham B. Padama<sup>a</sup>, Hideaki Kasai<sup>b,c,d,\*</sup><sup>a</sup> Institute of Mathematical Sciences and Physics, College of Arts and Sciences, University of the Philippines Los Baños, Los Baños, Laguna 4031, Philippines<sup>b</sup> Department of Applied Physics, Osaka University, Suita, Osaka 565-0871, Japan<sup>c</sup> Center for Atomic and Molecular Technologies, Osaka University, Suita, Osaka 565-0871, Japan<sup>d</sup> Center for Continuing Professional Development, Graduate School of Engineering, Osaka University, Suita, Osaka 565-0871, Japan

## ARTICLE INFO

## Article history:

Available online xxxx

## Keywords:

Metal hydrides

Atomic scale structure

Surfaces and interfaces

Electronic properties

## ABSTRACT

The underlying mechanism of H atom absorption in the Pd(110) ( $1 \times 2$ ) missing-row reconstructed surface is investigated by performing density functional theory based calculations. The stronger binding energy of H on ridge than on trough site of the missing-row surface is due to the more pronounced creation of derived bonding state as had been depicted from the electronic structure of the system. Hydrogen absorption takes place with the involvement of other incoming H atoms through an assisted absorption process that is facilitated by the repulsion between the incoming H and the absorbing H. The geometry of the missing-row surface enables the Pd atoms to accommodate the H atoms efficiently leading to H absorption as well as H<sub>2</sub> dissociation.

© 2015 Elsevier B.V. All rights reserved.

## 1. Introduction

The interaction of hydrogen with materials has been widely studied for years [1–5]. It finds importance in probing various surface processes and reactivity trends among catalysts leading to the creation of factors that functionalize materials for various applications. Moreover, studies related to this system are continuously conducted due to the central role of hydrogen in the realization of clean and efficient energy source [6,7]. Massive production of fuel cell systems however is still hindered by the expensive materials employed in power generation and of the crucial problem in storing hydrogen [8].

Hydrogen storage is principally governed by the absorption of hydrogen atoms from the surface to the bulk system. This process is likewise essential in hydrogen purification [9,10] and hydrogenation/dehydrogenation applications [11,12]. Metals are often utilized for this purpose due to their suitability in forming metal hydrides under moderate temperature and pressure conditions that give them safety advantage [13]. Pd and Pd-based metals on the other hand are among the most popular due to their capability of absorbing a large amount of H [14]. Aside from this, Pd exhibits good reactivity toward H. For instance, the dissociation of H<sub>2</sub> on Pd surfaces is accompanied by a negligible activation barrier [15,16]

implying the convenience of introducing H<sub>2</sub> under ambient conditions.

Among the low surface indexed of Pd, the (110) being the least stable and having the most open structure has been observed to undergo reconstruction in the presence of adsorbate. When H is introduced on the surface, pairing-row and missing-row reconstructed structures have been identified to occur. It was clarified however that in the presence of H, the missing-row structure is energetically preferred and that the pairing-row structure is a metastable [17,18]. It is conclusive therefore, that the missing-row dominates the H–Pd(110) system. Furthermore, it is experimentally found that the absorption of H in the Pd(110) surface takes place when there is large coverage of H on the surface and when the surface has already reconstructed [19–21].

In our previous study, we concluded that the absorption of H in the H-covered missing-row surface involves the assistance of another H atom [22]. This present work, on the other hand, elucidates the mechanism to understand the absorption of H atom in the Pd(110) in the atomic scale by employing density functional theory based calculations. In particular, the electronic structures of adsorbed H atoms on the surface as well as of the assisted H absorption are analyzed. The density of states profiles provide explanation on the stability of the adsorbed H atoms on the missing-row Pd(110) surface. The charge density difference distribution is used to clarify that the assisted absorption is facilitated by the repulsion between an approaching H atom and of an initially adsorbed H atom. Further insights that can help in

\* Corresponding author at: Department of Applied Physics, Osaka University, Suita, Osaka 565-0871, Japan. Tel.: +81 6 6879 7857; fax: +81 6 6879 7859.

E-mail address: [kasai@dyn.ap.eg.osaka-u.ac.jp](mailto:kasai@dyn.ap.eg.osaka-u.ac.jp) (H. Kasai).

the understanding of the interaction of H with Pd(110) in general are also provided.

## 2. Computational details

Density functional theory based calculations are performed using the Vienna Ab Initio Simulation Package (VASP) [23,24]. Generalized gradient approximation with Perdew–Burke–Ernzerhof (PBE) exchange–correlation functional is used to treat the exchange–correlation effects [25]. The projector augmented wave (PAW) method [26] is utilized to describe the ionic cores and the Kohn–Sham one-electron valence states are expanded in a basis of plane waves with an energy cutoff of 400 eV. The obtained equilibrium lattice constant of bulk Pd system is 3.94 Å which is in good agreement with results from previous works [27,28].

The modeled Pd(110) surface consists of six atomic layers with four atoms in each layer. One column of Pd atom in the topmost layer is removed to create the (1 × 2) missing-row surface. A vacuum layer of ~15 Å is introduced perpendicular to the surface in order to avoid the interaction of the slabs when repeated periodically. Before introducing H atoms in the system, the clean surface is optimized to take into account the presence of vacuum. In this regard, three topmost layers of Pd atoms are allowed to relax while the bottom layers are kept fixed in their bulk parameter structure. Brillouin zone integration is performed on a grid of 4 × 6 × 1 Monkhorst–Pack *k*-points [29] and the accuracy is verified by doing energy convergence tests. The energetically stable structures of H–surface systems are also identified by optimization process. The methods of Methfessel and Paxton [30] and tetrahedron with Blöchl corrections [31] are used as smearing methods for calculations that involved relaxations and for total energy calculations, respectively, with a smearing width of 0.2 eV.

Climbing image – nudged elastic band (CI–NEB) method [32] is carried out to determine the transition states and activation barriers. Four intermediate images are assigned to determine the transition state between the initial and final states of a particular reaction. Also, the three topmost layers and the H atoms are allowed to move in CI–NEB calculations until the forces on the unconstrained atoms are less than 0.03 eV/Å. The obtained transition states are further verified to be the true transition states by performing vibrational frequency calculations.

## 3. Results and discussion

The H-covered Pd(110) surface is modeled with 1.5 ML of H on the Pd(110) (1 × 2) missing-row surface. Initially, the stability of adsorbed H atoms is examined given the possibility of having pairing-row and missing-row structures. For a H coverage of 1.5 ML, the missing-row reconstructed surface is energetically more stable (determined by getting the average H binding energy) than the pairing-row reconstructed surface by ~0.070 eV and is agreeing with the result of a previous work [18]. The configuration for 1.5 ML of H on the Pd(110) (1 × 2) missing-row surface is shown in Fig. 1(a) and this structural geometry is the most stable among the different possible configurations that are considered. On the surface, two distinct adsorption sites are recognized: the ridge site with four H atoms and the trough site with two H atoms. Take note that for both cases, the stable positions of H correspond to the fcc hollow site of the (111) microfacet which exists in the (110) missing-row surface.

With reference to the total energies of H<sub>2</sub> in gas phase and of the clean surface, the ridge- and trough-H atoms are energetically stable with binding energies of 0.55 and 0.44 eV, respectively, as had been reported earlier [22]. These values indicate the different reactivity of ridge and trough Pd atoms toward H adsorbates. It is

evident that such characteristic is due to the lower coordination of ridge-Pd atoms than that of trough-Pd atoms which enables the former to efficiently form chemical bonds. This is further verified by analyzing the electronic structure of the system, in which, the local density of states (LDOS) projected on the *s* orbital of ridge-H and trough-H atoms are shown in Fig. 1(b). Charge density distributions (insets) projected on the bonding states of both cases indeed illustrate the more pronounced establishment of derived bonding orbital between ridge-H and Pd atoms than between trough-H and Pd atoms. This characteristic of the electronic structure confirms the stronger binding energy of H on ridge than on trough site.

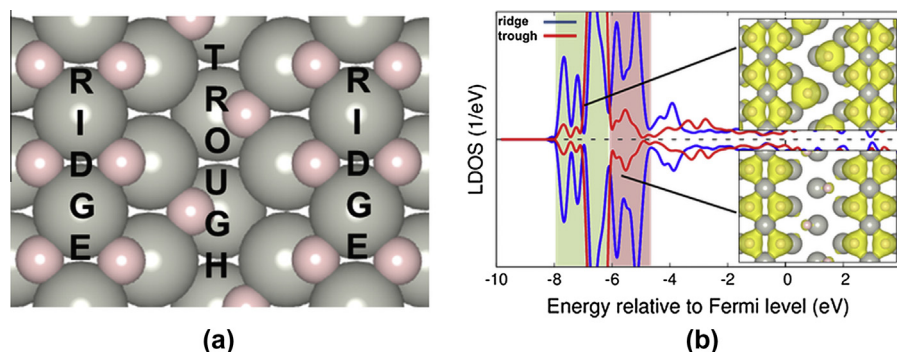
The lesser saturated ridge-Pd atoms also justifies the calculated stronger binding energy in comparison to the pseudo-threelfold site of unreconstructed Pd(110) and even with the reported binding energy of H on fcc site (~0.50 eV) of Pd(111) [27,33]. Notably, the adsorption site of H on the missing-row surface is the fcc hollow site which rationalizes the obtained configuration presented in Fig. 1(a). That is, in order to minimize the energy, the H atoms should first occupy the most stable fcc sites on the ridge before filling the fcc sites on the trough.

In our previous work [22], absorption is studied by looking on the possibility of direct H atom absorption (Fig. 2(a)) and by a combined process of ridge-H diffusion and trough-H absorption (Fig. 2(b)). The absorption of adsorbed H from ridge and trough sites, however, are accompanied by large activation barriers: 0.54 and 0.37 eV, respectively. The comparable values of barriers and of binding energies depict the necessity for the H atom to overcome the surface binding energy in order to move to the subsurface. Large activation barrier (0.65 eV) also accompanied the combined process (ridge-H diffusion and trough-H absorption) and is due to the preference of the H atoms to perform the process in a sequential manner than in a simultaneous way. Given these calculated large barriers, it was concluded that these absorption mechanisms are not appropriate to explain the presence of H in the subsurface. Otherwise, H will be able to move to subsurface even at a low coverage since the absorption barrier for 0.25 ML of H in unreconstructed Pd(110) is just about 0.30–0.40 eV [34,35]. Nonetheless, this was not observed in experiments [19,20].

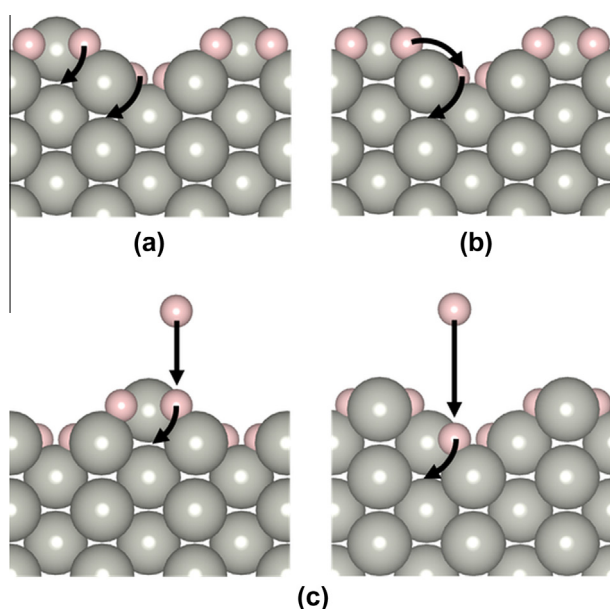
The involvement of another H atom (Fig. 2(c)) was reported to be the appropriate explanation for the absorption mechanism [22]. Non-activated reaction paths were obtained for both ridge and trough cases. This means that there is this drop in the energetics for this process in which an incoming H atom takes the position of the initially adsorbed H while the latter absorbs in the subsurface site. This characteristic of reaction path is understood due to the energetically unstable incoming H atom that seeks stability when it reaches the surface. It is interesting to note however that in such case, the intermediate geometries show an assisted absorption mechanism (Fig. 3). The non-activated absorption that involves another H can likewise be interpreted in such a way that it exists through this assisted process.

To clearly establish the origin of the assisted absorption, the charge density difference distribution projected on the approaching H and absorbing H from either ridge or trough site is analyzed and is shown in Fig. 3. The structures correspond to the intermediate geometries for the reaction path. Yellow and blue regions signify electron-rich and electron-depleted regions in which the involved H atoms gain charge from Pd atoms. Since both of the H atoms gain charge from the surface atoms, it can be concluded that repulsion between them exists. Thus, it is inferred based on this that the assisted absorption as illustrated from the structural geometries is facilitated by the repulsion between the H atoms.

Fig. 3 also shows that the geometry of the missing-row surface enables the Pd atoms to accommodate the H atoms efficiently. The charge density profile illustrates that different Pd atoms interact



**Fig. 1.** (a) Geometric structure of adsorbed H atoms on ridge and trough sites of the Pd(110) (1 × 2) missing-row surface with H coverage of 1.5 ML. The large and small spheres represent Pd and H atoms, respectively. (b) Local density of states of the s orbital of H atom on ridge and trough sites with the charge density distribution projected on the derived bonding state shown in the inset. Isosurface levels were set at  $0.007e - a_0^3$ .



**Fig. 2.** Possible absorption mechanism of H atom in the H-covered Pd(110) (1 × 2) missing-row surface: (a) direct absorption of H atom from ridge and trough sites, (b) combined process of ridge-H diffusion and trough-H absorption, and (c) involvement of incoming H atom that approaches the initially adsorbed H atom on either ridge or trough site. The large and small spheres represent Pd and H atoms, respectively.

with the H atoms, which makes the reaction preferable. For instance, the incoming H is interacting with the Pd atoms of the topmost layer while the Pd atoms of the 2nd and 3rd layers accommodate the absorbing H. We also reported in our previous work that the dissociation of H<sub>2</sub> on initially H-covered Pd(110) missing-row surface is possible and the most efficient path is slightly activated [22]. Similar to this present analysis, we conclude that the possibility of dissociating H<sub>2</sub> on H pre-covered surface can be elucidated from the basis that different Pd atoms accommodate the H atoms of the H<sub>2</sub> molecule.

The H–Pd(110) system is indeed complex due to the occurrence of reconstruction which takes place when H is present [17,36,37]. The missing-row reconstruction has been studied and is proposed to occur when H moves from the surface to the subsurface region which stimulates the migration of Pd atoms to other surface sites, and at the same time providing better H–Pd interaction [37,38]. It is now the question on how to provide a bigger picture on the absorption of H in the missing-row surface. Different dissociation pathways are investigated and are shown in Fig. 4. It can be seen

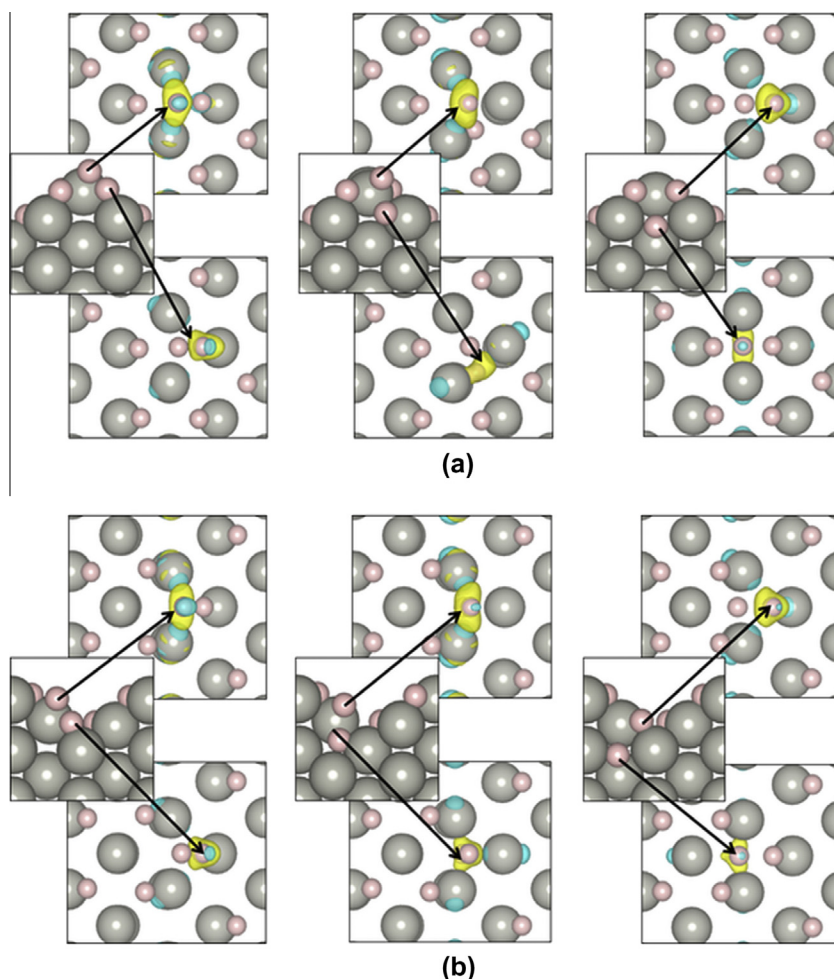
here that dissociation can proceed with negligible activation barrier for some dissociation sites. It can be assumed that in real system, the surface may not be fully saturated by H. These sites will be available for the dissociation of incoming H<sub>2</sub> molecules. The dissociated H atoms may be adsorbed on the surface or, as had been presented here, may assist the absorption of other H atoms that are initially adsorbed on the surface. Likewise, direct absorption from the dissociating H<sub>2</sub> is also a possible mechanism for the absorption process [22].

Given these findings and generalizations, these insights can help to understand the interaction of H atoms with the Pd(110) surface. Peden et al. [39] pointed out that the presence of sulfur on the Pd(110) surface will modify the absorption characteristic of H atoms. Essentially, they concluded that the dissociation of H<sub>2</sub> is accompanied by activation barrier when impurity (such as sulfur or other adsorbed H) is present on the surface. Take note that H<sub>2</sub> dissociation on a clean Pd surface has very small or negligible activation barrier. This finding completely agrees with the results of this present work. When pre-adsorbed H atoms are present on the surface, H<sub>2</sub> dissociation appears to be the rate-limiting step for the entire H absorption process. The recent work of Ohno et al. [21] showed that in the reconstructed Pd(110) surface, the absorption of pre-adsorbed H atoms takes place when they are replaced at the chemisorption sites by hydrogen from the gas phase. This phenomenon corresponds to the assisted absorption presented in our previous investigation [22] which mechanism has been discussed here. Although their work, as they mentioned, pertains to a pairing-row reconstructed Pd(110), the agreement of the findings suggests the necessity of additional investigations to further clarify the complex interaction of H with the Pd(110). Likewise, surface defects may be included in future computational studies as these defects were earlier predicted as absorption channel of H atoms in Pd surface [40].

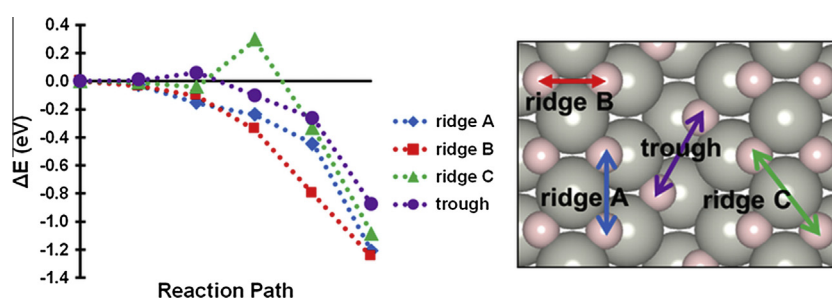
#### 4. Summary and conclusion

Density functional theory based investigation is carried out to understand the mechanism of H absorption in the Pd(110) (1 × 2) missing-row surface. The stronger binding energy of H on ridge site than on trough site is due to the more pronounced establishment of derived bonding states between ridge-H and Pd atoms. The absorption, which is proposed to happen through the involvement of another H that approaches the surface and assists the absorption of an initially adsorbed H, originates from the repulsion of the H atoms as both H atoms gain charge from the metal substrate. The geometry of the missing-row surface enables the Pd atoms to accommodate and facilitate the absorption of H and is





**Fig. 3.** Charge density difference distribution of the approaching H atom (upper panel) and of the absorbing H atom (lower panel) in the (a) ridge and (b) trough sites of the Pd(110) ( $1 \times 2$ ) missing-row reconstructed surface. The geometries correspond to the intermediate structures of the assisted absorption process (Fig. 2(c)). The large and small spheres represent Pd and H atoms, respectively. Isosurface levels were set at  $0.003e - a_0^{-3}$ .



**Fig. 4.** Reaction path and geometries of  $H_2$  dissociation on ridge and trough sites of the Pd(110) ( $1 \times 2$ ) missing-row reconstructed surface. The large and small spheres represent Pd and H atoms, respectively.

also important for the dissociation of  $H_2$  and in the interaction with H in general.

### Acknowledgement

This work is supported in part by: MEXT Grant-in-Aid for Scientific Research on Innovative Areas Program (2203-22104008) and Scientific Research (A)(26248006); JST ALCA Program “Development of Novel Metal–Air Secondary Battery Based on Fast Oxide Ion Conductor Nano Thickness Film”; JSPS Core-to-Core Program “A. Advanced Research Networks: Computational Materials Design

on Green Energy”; and the Osaka University Joining and Welding Research Institute Cooperative Research Program. Some of the numerical calculations presented here done using the computer facilities at the following institutes: CMC (Osaka University), ISSP, KEK, NIFS, and YITP. A.A.B. Padama is grateful to MEXT for the scholarship grant.

### References

- [1] H. Kasai, W.A. Diño, R. Muhida, Surface science-based reaction design: increasing the ortho-para hydrogen conversion yield via molecular orientation, a case study, *Prog. Surf. Sci.* 72 (2003) 53–86.

- [2] B. Hammer, J.K. Nørskov, Electronic factors determining the reactivity of metal surfaces, *Surf. Sci.* 343 (1995) 211–220.
- [3] A. Pundt, R. Kirchheim, Hydrogen in metals: microstructural aspects, *Annu. Rev. Mater. Res.* 36 (2006) 555–608.
- [4] A. Groß, Coverage effects in the adsorption of H<sub>2</sub> on Pd(100) studied by ab initio molecular dynamics simulations, *J. Chem. Phys.* 135 (2011) 174707.
- [5] A.A.B. Padama, H. Kasai, H. Kawai, The mechanism of H<sub>2</sub> dissociation and adsorption on Mn-modified Ni(111) surface. A density functional theory-based investigation, *Surf. Sci.* 606 (2012) 62–68.
- [6] L. Carrette, K.A. Friedrich, U. Stimming, Fuel cells: principles, types, fuels, and applications, *ChemPhysChem* 1 (2000) 162–193.
- [7] P.P. Edwards, V.L. Kuznetsov, W.I.F. David, N.P. Brandon, Hydrogen and fuel cells: towards a sustainable energy future, *Energy Policy* 36 (2008) 4356–4362.
- [8] L. Zhou, Progress and problems in hydrogen storage methods, *Renew. Sust. Energy Rev.* 9 (2005) 395–408.
- [9] Y.W. Budhi, I. Noezar, F. Aldiansyah, P.V. Kemala, A.A.B. Padama, H. Kasai, Subagio, Forced steady state operation to improve H<sub>2</sub> permeability through Pd–Ag membrane during start-up, *Int. J. Hydrogen Energy* 36 (2011) 15372–15381.
- [10] W. Wang, X. Pan, X. Zhang, W. Yang, G. Xiong, The effect of co-existing nitrogen on hydrogen permeation through thin Pd composite membranes, *Sep. Purif. Technol.* 54 (2007) 262–271.
- [11] M. Wilde, K. Fukutani, W. Ludwig, B. Brandt, J. Fischer, S. Schauermaier, H. Freund, Influence of carbon deposition on the hydrogen distribution in Pd nanoparticles and their reactivity in olefin hydrogenation, *Angew. Chem. Int. Ed.* 47 (2008) 9289–9293.
- [12] S. Katano, H.S. Kato, M. Kawai, K. Domen, Selective partial hydrogenation of 1,3-butadiene to butene on Pd(110): specification of reactant adsorption states and product stability, *J. Phys. Chem. B* 107 (2003) 3671–3674.
- [13] B. Sakintuna, F. Lamari-Darkrim, M. Hirscher, Metal hydride materials for solid hydrogen storage: a review, *Int. J. Hydrogen Energy* 32 (2007) 1121–1140.
- [14] B.D. Adams, A. Chen, The role of palladium in a hydrogen economy, *Mater. Today* 14 (2011) 282–289.
- [15] H.K. Dipojono, A.A.B. Padama, N. Ozawa, H. Nakanishi, H. Kasai, A first principles study on dissociation and adsorption processes of H<sub>2</sub> on Pd<sub>3</sub>Ag(111) surface, *Jpn. J. Appl. Phys.* 49 (2010) 115702.
- [16] V. Ledentu, W. Dong, P. Sautet, Ab initio study of the dissociative adsorption of H<sub>2</sub> on the Pd(110) surface, *Surf. Sci.* 412 (413) (1998) 518–526.
- [17] J. Yoshinobu, H. Tanaka, M. Kawai, Elucidation of hydrogen-induced (1 × 2) reconstructed structures on Pd(110) from 100 to 300 K by scanning tunneling microscopy, *Phys. Rev. B* 51 (1995) 4529–4532.
- [18] V. Ledentu, W. Dong, P. Sautet, G. Kresse, J. Hafner, H-induced reconstructions on Pd(110), *Phys. Rev. B* 57 (1998) 12482–12491.
- [19] R.J. Behm, V. Penka, M.G. Cattania, K. Christmann, G. Ertl, Evidence for “subsurface” hydrogen on Pd(110): an intermediate between chemisorbed and dissolved species, *J. Chem. Phys.* 78 (1983) 7486–7490.
- [20] M.G. Cattania, V. Penka, R.J. Behm, K. Christmann, G. Ertl, Interaction of hydrogen with a palladium (110) surface, *Surf. Sci.* 126 (1983) 382–391.
- [21] S. Ohno, M. Wilde, K. Fukutani, Novel insight into the hydrogen absorption mechanism at the Pd(110) surface, *J. Chem. Phys.* 140 (2014) 134705.
- [22] A.A.B. Padama, B. Chantaramolee, H. Nakanishi, H. Kasai, Hydrogen atom absorption in hydrogen-covered Pd(110) (1 × 2) missing-row surface, *Int. J. Hydrogen Energy* 39 (2014) 6598–6603.
- [23] G. Kresse, J. Furthmüller, Efficient iterative schemes for ab initio total-energy calculations using a plane-wave basis set, *Phys. Rev. B* 54 (1996) 11169–11186.
- [24] G. Kresse, J. Furthmüller, Efficiency of ab-initio total energy calculations for metals and semiconductors using a plane-wave basis set, *Comput. Mater. Sci.* 6 (1996) 15–50.
- [25] J.P. Perdew, K. Burke, M. Ernzerhof, Generalized gradient approximation made simple, *Phys. Rev. Lett.* 77 (1996) 3865–3868.
- [26] P.E. Blöchl, Projector augmented-wave method, *Phys. Rev. B* 50 (1994) 17953–17979.
- [27] N. Ozawa, T.A. Roman, H. Nakanishi, H. Kasai, N.B. Arboleda, W.A. Diño, Potential energy of hydrogen atom motion on Pd(111) surface and in subsurface. A first principles calculation, *J. Appl. Phys.* 101 (2007) 123530.
- [28] N.W. Ashcroft, N.D. Mermin, *Solid State Physics*, Thomson Learning Inc, New York, 1976.
- [29] H.J. Monkhorst, J.D. Pack, Special points for Brillouin-zone integrations, *Phys. Rev. B* 13 (1976) 5188–5192.
- [30] M. Methfessel, A.T. Paxton, High-precision sampling for Brillouin-zone integration in metals, *Phys. Rev. B* 40 (1989) 3616–3621.
- [31] P.E. Blöchl, O. Jepsen, O.K. Andersen, Improved tetrahedron method for Brillouin-zone integrations, *Phys. Rev. B* 49 (1994) 16223–16233.
- [32] G. Henkelman, B.P. Uberuaga, H. Jónsson, A climbing image nudged elastic band method for finding saddle points and minimum energy paths, *J. Chem. Phys.* 113 (2000) 9901–9904.
- [33] W. Dong, V. Ledentu, Ph. Sautet, A. Eichler, J. Hafner, Hydrogen adsorption on palladium: a comparative theoretical study of different surfaces, *Surf. Sci.* 411 (1998) 123–136.
- [34] A.A.B. Padama, H. Kasai, Y.W. Budhi, N. Arboleda Jr., Ab initio investigation of hydrogen atom adsorption and absorption on Pd(110) surface, *J. Phys. Soc. Jpn.* 81 (2012) 114705.
- [35] A.A.B. Padama, H. Kasai, Y.W. Budhi, Hydrogen absorption and hydrogen-induced reverse segregation in palladium–silver surface, *Int. J. Hydrogen Energy* 38 (2013) 14715–14724.
- [36] M. Kralj, C. Becker, K. Wandelt, The initial stages of the hydrogen-induced reconstruction of Pd(110) studied with STM, *Surf. Sci.* 600 (2006) 4113–4118.
- [37] E. Kampshoff, N. Waelchli, A. Menck, K. Kern, Hydrogen-induced missing-row reconstructions of Pd(110) studied by scanning tunneling microscopy, *Surf. Sci.* 360 (1996) 55–60.
- [38] A.A.B. Padama, H. Kasai, First principles investigation of the initial stage of H – induced missing-row reconstruction of Pd(110) surface, *J. Chem. Phys.* 140 (2014) 244707.
- [39] C.H.F. Peden, B.D. Kay, D.W. Goodman, Kinetics of hydrogen absorption by chemically modified Pd(110), *Surf. Sci.* 175 (1986) 215–225.
- [40] H. Okuyama, W. Siga, N. Takagi, M. Nishijima, T. Aruga, Path and mechanism of hydrogen absorption at Pd(100), *Surf. Sci.* 401 (1998) 344–354.