

Reciprocal relationships between substance use and disorders and suicidal ideation and suicide attempts in the Collaborative Study of the Genetics of Alcoholism

Arpana Agrawal, Rebecca Tillman, Richard Grucza, Elliot C. Nelson, Vivia McCutcheon, Lauren Few, Kenneth R. Conner, Michael T. Lynskey, Danielle M. Dick, Howard J. Edenberg, Victor Hesselbrock, John Kramer, Samuel Kuperman, John I. Nurnberger, Marc Schuckit, Bernice Porjesz, Kathleen K. Bucholz



PII: S0165-0327(16)31727-X
DOI: <http://dx.doi.org/10.1016/j.jad.2016.12.060>
Reference: JAD8761

To appear in: *Journal of Affective Disorders*

Received date: 22 September 2016
Revised date: 22 November 2016
Accepted date: 21 December 2016

Cite this article as: Arpana Agrawal, Rebecca Tillman, Richard Grucza, Elliot C Nelson, Vivia McCutcheon, Lauren Few, Kenneth R. Conner, Michael T. Lynskey, Danielle M. Dick, Howard J. Edenberg, Victor Hesselbrock, John Kramer, Samuel Kuperman, John I. Nurnberger, Marc Schuckit, Bernice Porjesz and Kathleen K. Bucholz, Reciprocal relationships between substance use and disorders and suicidal ideation and suicide attempts in the Collaborative Study of the Genetics of Alcoholism, *Journal of Affective Disorders* <http://dx.doi.org/10.1016/j.jad.2016.12.060>

This is a PDF file of an unedited manuscript that has been accepted for publication. As a service to our customers we are providing this early version of the manuscript. The manuscript will undergo copyediting, typesetting, and review of the resulting galley proof before it is published in its final citable form. Please note that during the production process errors may be discovered which could affect the content, and all legal disclaimers that apply to the journal pertain

Reciprocal relationships between substance use and disorders and suicidal ideation and suicide attempts in the Collaborative Study of the Genetics of Alcoholism

Arpana Agrawal^{1*}, Rebecca Tillman¹, Richard Grucza¹, Elliot C. Nelson¹, Vivia McCutcheon¹, Lauren Few¹, Kenneth R. Conner², Michael T. Lynskey³, Danielle M. Dick⁴, Howard J. Edenberg⁵, Victor Hesselbrock⁶, John Kramer⁷, Samuel Kuperman⁸, John I Nurnberger Jr⁹, Marc Schuckit¹⁰, Bernice Porjesz¹¹ & Kathleen K. Bucholz¹

¹Washington University School of Medicine, Dept. of Psychiatry, St. Louis, MO, USA

²University of Rochester Medical Center, Dept. of Emergency Medicine, Rochester, NY, USA

³Kings College, Institute of Psychiatry, Dept. of Addiction, London, UK

⁴Virginia Commonwealth University, Dept. of African-American Studies, Richmond, VA, USA

⁵Indiana University, Dept. of Biochemistry and Molecular Biology, Indianapolis, IN, USA

⁶University of Connecticut Health, Dept. of Psychiatry, Farmington, CT, USA

⁷University of Iowa Carver College of Medicine, Dept. of Psychiatry – Div. of Psychology, Iowa City, IA USA

⁸University of Iowa Carver College of Medicine, Depts. of Psychiatry and Pediatrics, Iowa City, IA USA

⁹Indiana University School of Medicine, Dept. of Psychiatry, Indianapolis, IN, USA

¹⁰University of California San Diego, Dept. of Psychiatry, San Diego, CA, USA

¹¹SUNY Downstate Medical Center, Dept. of Psychiatry, Brooklyn, NY, USA

Corresponding Author: Washington University School of Medicine, Department of Psychiatry
660 S. Euclid, CB 8134, Saint Louis, MO 63110, USA. Tel.: 314 2861778; Fax: 314 2862213
arpana@wustl.edu

ABSTRACT

Background: Substance use and misuse and suicidal thoughts and behaviors tend to co-occur. The purpose of this study was to examine whether (a) suicidal ideation and attempt are related to onset of alcohol, nicotine and cannabis use and dependence; (b) early use of alcohol, nicotine and cannabis is associated with onset of suicidal ideation and attempt; and (c) whether these associations persist while controlling for covariates, such as family history of alcohol problems, major depression and other internalizing and externalizing disorders.

Methods: The prospective cohort of the Collaborative Study of the Genetics of Alcoholism (COGA; N=3,277) was used. Cross-sectional and discrete time logistic regression (i.e. survival) analyses examined associations between suicidal ideation and attempt and onset of alcohol, nicotine and cannabis use and dependence. Survival models also examined whether individual early substance use was related to onset of ideation and attempt.

Results: Ideation was related to 0.71 – 0.77 odds of onset of subsequent alcohol, nicotine and cannabis use. Attempt was associated with 1.44 - 1.61 odds of later alcohol, nicotine and cannabis dependence, even after accounting for covariates. Evidence for early substance use being related to subsequent onset of ideation or attempt was limited. Several sex and race differences emerged.

Limitations: The sample was ascertained for family history of alcoholism; not all participants had been followed up allowing for censored observations; reporting bias.

Conclusion: Suicide attempts are associated with increased likelihood of onset of substance dependence.

KEYWORDS: cannabis; alcohol; nicotine; suicide; ideation; attempt; COGA

INTRODUCTION

Suicide is the second leading cause of death in individuals aged 15-29 years (World Health Organization, 2016). In the United States, rates of documented suicide have increased by 24% between 1999-2014 (Curtin et al., 2016). A history of past suicide attempts (SA) are among the most prominent risk factors leading to suicide death and, in and of themselves, contribute to approximately \$33,000 in health care and disability costs per attempt (Palmer et al., 1995; Shepard et al., 2015). According to data from the National Comorbidity Survey, about 4.6% of U.S. adults report SA (Kessler et al., 1999); however, a more considerable proportion, 13.5%, report a lifetime history of suicidal ideation (SI; Nock et al., 2008)). SI often precedes SA. However, many SAs occur in the absence of significant SI and indeed, the etiology of SI and SA have been characterized to be partially distinct (Nock et al., 2016). Some have posited that SA, in the absence of SI, may reflect a liability to impulsive behaviors (Conner et al., 2006; Rimkeviciene et al., 2015; Turecki, 2005), risk for which may be exacerbated in those with a family history of substance use.

Alcohol, nicotine and cannabis use and use disorders have been inconsistently linked to both SI (Nock et al., 2008) and SA (Borges et al., 2010a). For instance, alcohol use and related problems during adolescence and early adulthood have been prospectively linked to SI (Fergusson et al., 2013) and, cross-sectionally, to SI and SA (Darvishi et al., 2015). Current smoking is associated with SI and SA as well (Poorolajal et al., 2016). Studies have also found that smokers with severe nicotine dependence are more likely than non-smokers to report more frequent and serious SA (Berlin et al., 2015; Lopez-Castroman et al., 2016). Some longitudinal studies have found profound elevations in risk for SI and SA in chronic, heavy and early-onset cannabis users (Delforterie et al., 2015; Silins et al., 2014; van Ours et al., 2013) while other studies have attributed these associations to confounding measures (Price et al., 2009), thus the evidence is inconclusive (Borges et al., 2016). In contrast to this literature, little is known about whether SI and SA are themselves associated with the onset of substance use and

substance use disorders. While rates of substance use and use disorders are typically elevated in individuals reporting suicidal thoughts and behaviors, such associations have been primarily attributed to possible pathways that lead from substance use to SI and SA, and evidence for reverse “causality” (i.e. SI/SA leading to increased substance involvement) has not been supported by a limited longitudinal literature (e.g. Covey et al., 2012; van Ours et al., 2013).

The present study examines reciprocal associations between substance involvement (alcohol, nicotine and cannabis use and dependence) and SI and SA in a longitudinal cohort which was partially derived from families at high genetic risk for alcohol use disorders. In a sample of 3,277 participants, we examined the extent to which early substance use was associated with subsequent onset of SI and SA, and conversely, whether SI and SA that preceded onset of substance involvement was associated with alcohol, nicotine and cannabis use and dependence.

METHODS & MATERIALS

Sample. Data were drawn from the baseline through 10-year follow-up data collection conducted with the prospective cohort of the Collaborative Study of the Genetics of Alcoholism (COGA), which is characterized in detail elsewhere (Bucholz et al., 2016). Briefly, the parent COGA study (Begleiter et al., 1995; Reich, 1996) aimed to delineate the genetic and environmental underpinnings of alcoholism and comorbid psychiatric disorders. High risk families were identified through probands who were in inpatient or outpatient clinics for alcohol problems; families with 2 additional relatives with alcoholism were further prioritized. Control families were ascertained from a variety of sources (e.g., driver’s license records) and alcoholism was not an exclusion criterion. First degree relatives and, in some cases, members from the extended pedigree, were interviewed. The prospective component of COGA is an ongoing data collection project that aims to understand the impact of genes and environment on

substance use and related milestones in youth and young adults, most of whom (86.7%) are at high familial risk for alcoholism. In 2005, adolescent and young adult offspring born from 1982 onwards were recruited from alcoholic and control COGA families described above. The prospective study was designed to be conducted on offspring of ages 12-22 years at their baseline assessment, with at least one parent who was interviewed in the first phases of the parent COGA study. Subsequent assessments occur every two years with data available on 3,277 participants (aged 12-26 years; there were some offspring who required repeat tracking and multiple invitations over several years to participate in the baseline interview and as a result 1.3% of offspring were older than age 22 at their first interview). Currently, 2759, 2238, 1733, 1093 and 409 individuals have participated in the 2, 4, 6, 8 and 10 year follow-ups respectively, reflecting data collected between January 2005 and June 2016. For the present study, we used all available data, across all interviews, such that as long as individuals had participated in the baseline, their data were included.

Measures. Substance use, DSM-IV (American Psychiatric Association, 1994) diagnosis of alcohol, nicotine and cannabis dependence and of other psychiatric disorders (as well as covariates) and measures of suicidal thoughts and behaviors were assessed using the child and adult versions of the Semi-Structured Assessment for the Genetics of Alcoholism (SSAGA;(Bucholz et al., 1994;Hesselbrock et al., 1999). The assessment is available at: https://zork.wustl.edu/niaaa/coga_instruments/resources.html

Substance use. Respondents were queried about whether they had ever used alcohol, tobacco cigarettes (i.e. nicotine) or cannabis. Those who had used each substance were further asked to recall the age at which they had first used the substance. For all three substances, the median age of onset was 16 years. For analyses (i.e. model 1) in which SI or SA were the dependent variables, early substance use was defined as onset of each substance prior to age

15, based on the bottom quartile of the distribution of ages of onset. Supplemental **Figure S1A – S1C** show the distribution of ages of onset for each substance.

Substance dependence. DSM-IV criteria, assessed with the SSAGA, were used to ascertain lifetime history of alcohol, nicotine and cannabis dependence.

Suicidal ideation and attempt. All participants were queried about (a) whether they had “ever thought about taking their own life” (ideation: SI) and (b) whether they had “ever tried to kill” themselves (attempt: SA). SA was queried regardless of a history of SI. Importantly, SI and SA items were not nested within the diagnostic section for major depressive disorder (MDD) although individuals who reported SI and SA in that section were coded accordingly as having reported the behavior. For the current analyses, individuals reporting any SA (e.g. even those reporting drug-related SA, 14%) were included. The distribution of ages of onset for SI and SA are shown in Supplemental Figures **S2A** and **S2B** respectively.

Other covariates. Several additional variables were included to adjust the association between substance use, dependence, SI and SA. These included (a) demographic factors (self-reported sex, African-American ancestry (race), Hispanic ethnicity, and age at last assessment wave (range 12 – 33 years, coded as a median split at 22 years); (b) family history of alcohol use disorder (neither parent, mother only, father only, or both parents); (c) psychiatric disorders, including those broadly defined as externalizing (meeting criteria for any one of the following: conduct, oppositional defiant, or the hyperactivity-impulsivity component of attention-deficit hyperactivity-impulsivity disorder), internalizing disorders (either panic disorder or social phobia) and MDD.

Data analysis. We took a lifetime perspective for all analyses. Data across all reports made by an individual were included, spanning the baseline through 10-year follow-up period and positive endorsement of a behavior, at any wave, was considered as lifetime history for that

behavior. Thus, any individual (N=3,277) who had participated in the baseline interview was included.

First, we examined the cross-sectional relationship between substance use, dependence, SI and SA, while accounting for covariates, using logistic regression. For these analyses, there was no requirement for independent variables to have occurred prior to the onset of the dependent measure.

Second, to examine reciprocal and time-varying relationships between substance involvement and suicidal thoughts and behaviors, we adopted a survival analytic approach. Because onset of substance use and SI and SA temporally clustered around age 13-16 years, a time-varying approach was adopted whereby an independent variable was considered a “predictor” only if it had an onset age prior to the age of onset of the dependent variable. For instance, in order for SI to be a predictor for onset of alcohol use, age at onset of SI was required to be less than the age at onset of alcohol use (**Supplemental Table S1** provides proportions of individuals reporting substance involvement prior to SI/SA and vice versa). There were multiple reports of age of onset; for the current analyses, the report that was closest in age to the age at interview was taken, assuming that it would minimize recall bias. All covariates were also coded to precede the onset of the dependent measure as well.

Person-year data were fitted to discrete time logistic regression models using PROC SURVEYLOGISTIC (SAS v9), which adjusts for complex survey designs, such as data clustered in families, by using a robust variance estimator. After an initial analysis that only included gender, AA race/ethnicity, Hispanic status and age at last interview as covariates, a model that included all covariates was fitted to the data to obtain an adjusted odds-ratio. In addition, we tested for interactions with sex (female as reference group) and race (African-American as reference group) in separate models that only accounted for demographic

variables. Significant interaction terms were further adjusted for other covariates. The models fitted to the data are described below. For Model 1, SI and SA were the dependent variables and early substance use was the independent variable; in other words, we examined whether early substance use “predicted” onset of SI and SA, as has been frequently done in prior longitudinal studies. We elected to focus on early substance use for Model 1 because, as shown in Supplemental Figures, the median age of onset of SI and SA preceded the typical median age of onset of alcohol, nicotine and cannabis use. In contrast, in Models 2-3, substance involvement measures were the dependent variables, and we examined the reciprocal pathway from SI and SA to onset of substance use and dependence.

Model 1: Whether early onset (≤ 14 years) of alcohol, nicotine and cannabis use is associated with onset of (a) SI and (b) SA;

Model 2: Whether SI is associated with onset of (a) alcohol, (b) nicotine and (c) cannabis use and dependence;

Model 3: Whether SA is associated with onset of (a) alcohol, (b) nicotine and (c) cannabis use and dependence.

RESULTS

Sample characteristics. Substance use (46.6 - 80.3%), including early use (onset age ≤ 14 years: 14.7 - 22.2%) was common by the most recent interview (**Table 1**). African-American participants were less likely to report early alcohol and nicotine use but more likely to report early cannabis use. Males were more likely to report early cannabis use. Combining data across the six assessments, 13.3%, 20.0% and 17.4% of the respondents met criteria for a lifetime history of alcohol, nicotine and cannabis dependence respectively. Correlations across the substance use measures ranged from 0.77 – 0.88 and from 0.61 – 0.67 across the

substance dependence measures. SI was reported by 30.2% while SA was reported by 5.8% of respondents. Despite the items being non-nested, no one reported SA without also reporting SI. Both SI and SA had a median onset age of 15 years and were more commonly reported by females than males; SI was significantly less frequently reported by African-American participants, but no significant ethnic differences emerged for SA. Overall, SI and SA were considerably more common in those reporting early substance use (**Supplemental Table S2**), while substance use and dependence were more common in those with a prior history of SI and SA (**Supplemental Table S3**). A matrix of the tetrachoric correlations between all measures is presented in **Supplemental Table S4**.

Cross-sectional logistic regression. Even after adjustment for covariates, a history of SI was associated with 1.42 – 2.22 odds of use and dependence of alcohol, nicotine and cannabis (**Table 2**). Associations with SA were even stronger, with odds-ratios ranging from 1.47 to 4.42. Early substance use was also associated with both SI and SA, even after adjustment for covariates (Odds Ratio – OR - ranging from 1.80 to 2.71).

Discrete time logistic regression.

Is early substance use associated with onset of suicidal ideation and attempt?

Model 1: As shown in **Table 3**, early alcohol and nicotine use respectively were associated with 1.49 and 1.66 increased odds of SA (when adjusting for demographic covariates alone), although these associations were no longer significant after adjustment for the full set of covariates (**Supplemental Table S5**), most notably, MDD (OR = 0.33 – 0.59) and having two parents with alcohol use disorders (OR = 1.59 - 2.22). The negative association between MDD and onset of SI and SA is likely due to its time-varying nature (i.e. the requirement for it to have occurred prior to onset of SI and SA) as a lifetime history of MDD (i.e. occurring before, after or in the same year as SI or SA) resulted in highly significant risk-related

associations (OR = 5.31 – 6.10; not shown). Early substance use was not associated with onset of SI. However, across several analyses, there was substantial evidence for interactions of early substance use with sex and race (**Table 4**). While the main effect of early substance use was not strongly related to onset of SI or SA, males with a history of early substance use that preceded onset of SA were less likely than early substance-using females to report onset of SA (as well as SI for early alcohol use). Furthermore, African-Americans reporting early nicotine and early cannabis use were at 0.31 - 0.70 adjusted odds of onset of SI and SA relative to their European-American counterparts who had used nicotine or cannabis at an early age.

Are suicidal ideation and attempt associated with onset of substance involvement?

Model 2: Even though SI and SA were associated with increased odds of substance use and dependence, when temporality was taken into account (i.e. SI preceding substance use and dependence), prior history of SI was associated with a lower likelihood of onset of substance use (**Table 5**; OR = 0.61 – 0.68) and these negative associations remained significant in adjusted models, despite strong contributions of covariates such as externalizing disorders (OR = 1.33 – 1.67), MDD (OR = 0.56 – 0.61) and family history (father-only, mother-only, and both parents; OR = 1.57 – 2.21; Supplemental **Table S6**). When examining interactions between SI and sex and race, several additional significant findings emerged. Even though there was no main effect of SI on the onset of cannabis dependence, males with SI were more likely than females with SI to meet criteria for cannabis dependence. Likewise, despite an absence of main effects, African-Americans with SI were less likely than their European-American counterparts to meet criteria for alcohol dependence (**Table 4**). Also, males with SI were more likely than females with SI to meet criteria for both nicotine use and dependence, although these results did not hold after accounting for covariates. Finally, African-Americans with SI were less likely than European-Americans with SI to meet criteria for nicotine use and dependence.

Model 3: A prior history of SA was not associated with onset of alcohol, nicotine or cannabis use (OR = 1.04 – 1.19; **Table 6**). However, a prior history of SA was associated with 1.44 - 1.61 adjusted odds of onset of alcohol, nicotine and cannabis dependence. Similar to results for Model 2, males with SA were more likely than their female counterparts to meet criteria for cannabis dependence (**Table 4**). Also, like in Model 2, MDD (OR = 0.47 – 0.70), externalizing disorders (OR = 1.30 – 2.30) and family history of alcohol use disorders, particularly having two parents with alcohol use disorder (OR = 1.73 – 2.32), were the strongest correlates of onset of substance use and dependence (Supplemental **Table S7**).

DISCUSSION

In a sample enriched for familial liability to substance use, particularly alcohol dependence, we find support for associations between substance involvement, SI and SA. When examined using cross-sectional approaches, these associations were significant and positive, ranging from 1.42 (SI and alcohol use) to 4.42 (SA and alcohol use), and were robust to the inclusion of covariates. These findings suggest that, across the lifetime, substance involvement and suicidal thoughts and behaviors are, somewhat independently, associated. These results are highly consistent with several studies, and in particular, with two recent meta-analyses for alcohol use disorders and tobacco smoking. The first meta-analysis (Darvishi et al., 2015) of 420,732 participants concluded that alcohol use disorders were associated with suicidal ideation (OR = 1.86), attempt (OR = 3.13) and completion (OR = 2.59). The second (Poorolajal and Darvishi, 2016) identified 63 studies on the relationship between current smoking and suicide (N=8,063,634) and found significant associations for suicidal ideation, plan, attempt and completion (OR > 2.0). These findings also support results from another meta-analysis which suggests that chronic, but not acute, cannabis use is associated with suicidal ideation and attempt (Borges et al., 2016).

Next, we examined whether prior early substance use increases the likelihood of onset of SI and SA. In our data, evidence for this hypothesis was limited and most associations, which were with SA, were explained by comorbid factors, such as MDD, family history and externalizing disorders. Evidence that males with early substance use were less likely than females with early substance use to report SA is also consistent with the notion that early substance use in women might be indicative of a liability to both internalizing and externalizing problems (Brady et al., 1999; Kessler et al., 1997). Males with early substance use may be more likely to progress to other externalizing behaviors while females with early substance use may be vulnerable to future problems with depressed mood and suicidal thoughts as well (Kandel et al., 1991). Similarly, early substance use was less likely to be related to SI and SA in African-Americans relative to their European-American counterparts. Future studies with larger sample sizes for African-American participants might be better suited to the identification of aspects of substance use and misuse that relate to SI and SA in this population. Importantly, MDD diagnosis that preceded early substance use and SI as well as SA exerted a protective influence ($OR = 0.33 - 0.59$; Table S5). We attribute this negative association (i.e. $OR < 1$) to the time-varying nature of MDD because analyses in which MDD was not required to have occurred prior to the dependent variable showed $OR > 5$. Thus, the OR associated with MDD reflects meeting criteria for a diagnosis at a fairly young age, which may be related to even earlier, but not subsequent, onsets of SI and SA. We, unfortunately, did not have age of onset data on first dysphoric or anhedonic symptom to be able to evaluate their time-varying effect on SI and SA.

We also examined whether a history of SI or SA was associated with onset of substance use and dependence. Here, an interesting divergence between SI and SA was noted. Unlike the cross-sectional findings, a prior history of SI was associated with a reduced likelihood of the onset of alcohol, nicotine and cannabis use ($OR=0.71 - 0.77$). This was not the case for SA.

Because onset of SI and substance use tend to cluster around similar ages (Supplemental **Figures S1A, S1B, S1C, S2A and S2B**), we presume that these “protective” effects might reflect a trajectory indicative of escalating problems with internalizing behaviors (e.g. MDD) that are independent of experimentation or self-medication with substances. Early SI might represent significant depressed mood which may also reduce the chance that individuals will interface with delinquent peer groups (potentially, due to peer rejection) who might have otherwise promoted substance use (Hussong et al., 2011). In fact, a prior study of these data show similar protective effects of a score assessing difficulties with family and peers on age of onset of alcohol use (Kuperman et al., 2013). This hypothesis is also supported by the stronger correlation between MDD and SI ($r = 0.74$) rather than SA ($r = 0.52$). Alternatively, those with early SI (or MDD, OR = 0.47 – 0.71; Tables **S6** and **S7**) may be at greater risk for very early, but not later, onset of substance use. In other words, these findings may support the idea that early SI is preceded by even earlier substance use and is unlikely to be a “predictor” of it. In addition, this finding may also be sample-specific. Individuals in COGA are at high genetic and environmental liability for onset of substance use; thus, if SI precedes this expected behavior of substance use, it may reflect a developmental pattern of psychopathology that does not increase risk for substance-related onsets.

SA was associated with onset of alcohol, nicotine and cannabis dependence, even after accounting for comorbid psychiatric diagnoses and family history of alcohol use disorder, with the effects on cannabis dependence being stronger in males. This finding is largely, but not entirely, inconsistent with several prior studies that have examined this reciprocal path. For instance, one large-scale longitudinal study found a dose-dependent relationship between frequent cannabis use and SI (van Ours et al., 2013) in males but did not find evidence for prior SI predicting increases in cannabis use. Similarly, while numerous studies have reported that ever and current smoking (Lucas et al., 2013) are prospectively associated with suicide, at least

one study found that prior suicide-related outcomes were not associated with subsequent current smoking (Covey et al., 2012). Despite this, increases in smoking subsequent to SA might reflect self-medication for depressed mood (Hughes, 2008). Finally, the role of both acute and chronic alcohol use in SA has also been closely studied (Bagge et al., 2008; Conner et al., 2014). Within this literature, there are several proposed pathways that support our finding. For instance, escalation in alcohol use, subsequent to ideation, may reflect changes in drinking expectancies or motives or to facilitate SA. Distal effects have also been proposed – for instance, alterations in the residential, educational or vocational environment subsequent to SA, as well as other profound environmental changes (e.g., hospitalization) might result in escalations in problematic alcohol use (Bagge and Sher, 2008).

Our finding that SA is associated with onset of alcohol, nicotine and cannabis dependence might be interpreted in several ways. First, increased likelihood of substance use disorders, particularly in those with SA, might reflect escalations in substance use for negative affect regulation (i.e. self-medication: Khantzian, 1997; or coping: Esposito-Smythers et al., 2004), as has been noted for mood and anxiety disorders (e.g. Bolton et al., 2009; Crum et al., 2013; Dawes et al., 2008; Robinson et al., 2011). Psychiatric disorders such as MDD, especially in their active form (Breslau et al., 2004), predict nicotine dependence (e.g. (Breslau et al., 1993). Alternatively, this association may reflect a shared liability to behaviors that include negative affect as a component. Negative affect, including depressed mood (e.g. withdrawal) are hallmark features of substance use disorders (Brady et al., 2005) as well as SI and SA. Studies have also suggested that shared genetic influences may be responsible for the comorbidity across MDD and alcohol (Kendler et al., 1993) and nicotine dependence (Edwards et al., 2011; Thornton et al., 2016). However, adjustment for MDD did not abolish our association suggesting that this shared liability may be more general than MDD (e.g. Ellingson et al., 2016). Third, increased likelihood of substance use disorders in those with a prior history of SA may

reflect a general predisposition towards impulsive and aggressive behaviors (Turecki, 2005). It is noteworthy that despite all individuals who reported SA also reporting SI (i.e., no attempts without ideation), results differed for the two outcomes. This finding might indicate that SA represents an escalation in severity of suicidal thoughts and behaviors and that new risk and protective influences might come into play at this more severe stage. Also, that significant effects in our data might relate to ascertainment and individuals being at higher familial liability for substance use and misuse cannot be discounted as such internalizing pathways are commonly noted in offspring of individuals with alcoholism (e.g., (Hussong, Jones, Stein, Baucom, and Boeding, 2011)).

Several limitations of the current study are noteworthy. First, the generalizability of our findings, especially the observation of null associations, should be viewed in the context of ascertainment. The sample recruited offspring, many of whom were at high familial liability to alcohol use disorders. Consequently, only 38.3% of the offspring report that neither of their parents had an alcohol use disorder. Given the co-aggregation of other substance use and suicidal thoughts and behaviors with alcohol use disorders, it is not surprising that the prevalence of substance involvement in this sample is higher than estimates from the general U.S. population (e.g. 44.8% in the National Household Survey of Drug Use and Health versus 63% in COGA; U.S. Department of Health and Human Services, 2014). Similarly, our estimate of SI (30.2%) is considerably higher than that for similarly aged individuals in the National Comorbidity Survey – Replication (18%; (Kessler et al., 2004)). Even though we control for family history, and it exerts significant effect, it is possible that our study design influenced the pattern of our results. It is also noteworthy that rates of cigarette smoking exceed those of cannabis use in this sample, however, this observation is consistent with estimates from the recent Monitoring the Future Survey (Johnston et al., 2016). Second, even though the study was designed to be longitudinal, it is ongoing, and not all participants have had the opportunity

to participate in later follow-ups. Thus, younger participants may have had fewer opportunities to report their substance use behavior and may not have passed the age of risk for onset of cannabis use or of developing substance dependence. To leverage this study design, we employed survival models which allowed for such right censored data and we included age at last interview as a covariate. A related concern is attrition – as the study is ongoing, non-participation in subsequent waves is not necessarily indicative of attrition. However, analyses of those who were eligible to have participated in the 6 year follow-up found no significant differences related to substance use behaviors or psychiatric characteristics. We also adjusted for number of follow-ups in all analyses. Third, recall bias may have influenced reports of all variables, particularly age of onset. We attempted to ameliorate this concern by using multiple reports of age of onset and selecting the one that was closest in age to the age of the respondent at the time of the interview. This may have resulted in higher ages being ascribed to onset. On average, the difference between first, earliest and the age of onset selected by us, for any variable, was 1 year. Fourth, as we required independent variables (and covariates) to be time-varying, we were only able to focus on early substance use as “predictors” of SI and SA, as the onset age for SI and SA was fairly low and typically preceded the onset of substance use and dependence. That is, in many instances, the typical age of onset of substance use and dependence occurred after the onset of SI and SA. Despite this, caution is needed in deriving any causal inference, as recall bias and other unmeasured confounders may be responsible for observed patterns of results. Fifth, due to their low prevalence, particularly at earlier ages, we did not examine illicit drugs other than cannabis. Sixth, when examining early use and dependence, never users were treated the same as late and non-dependent users (i.e., coded as “0”) respectively. This creates a confound, in that associations that are specific to early onset of use or onset of dependence cannot be disentangled for associations with onset of any use. Future studies should study substance involvement as a multi-stage process. Seventh, despite the longitudinal design, we did not study whether substance involvement was associated with

new onsets of SI and SA, nor do we have data to examine completed suicides. Such an analysis will be more feasible when greater numbers of participants complete further follow-up assessments. Similarly, we did not examine measures of frequent, chronic or heavy substance use, which have been implicated as risk factors for the onset of SI and SA.

Our analyses call for further studies that outline the nature of these associations – for instance, to what extent are these associations representative of causal pathways or indicative of shared predispositions? Importantly, future efforts should be targeted at understanding the role of both depression and impulsivity (Turecki, 2005), especially when considering the relationship between SA and substance involvement. For instance, studies have reported stronger associations between unplanned SA and substance involvement (Borges et al., 2010b; Delforterie et al., 2015) indicating the potential role of impulsivity but a more systematic investigation of potential mediators and modifiers is necessary. Finally, from a clinical perspective, our results suggest that in individuals at high familial risk for substance involvement, a history of SA should be viewed as a potential harbinger of escalating substance use, potentially leading to dependence. Counselling may be required to ensure that environmental alterations subsequent to SA do not result in more frequent substance use. Further, in treating mood disruptions that might be related to SA, clinicians should consider therapies that include components that address the pitfalls of self-medication or account for other shared risk factors that may lead to substance dependence in those with a history of SA

Table 1. Demographics and Rates of Suicidal Ideation, Suicide Attempt, and Substance Use and Dependence, across all interviews (N=3277).

	All Subjects (N=3277)	Race			Gender		
		European-American (N=2296)	African-American (N=981)	p	Male (N=1615)	Female (N=1662)	p
Age at baseline, mean (SD)	16.1 (3.3)	16.1 (3.3)	16.0 (3.3)	0.1510	16.0 (3.3)	16.1 (3.3)	0.2386
Age at last assessment, mean (SD)	21.7 (5.0)	21.7 (5.0)	21.6 (4.8)	0.6672	21.3 (4.9)	22.1 (5.0)	<0.0001
Male, %	49.3	49.1	49.7	0.7293	--	--	--
African-American, %	29.9	--	--	--	30.2	29.7	0.7293
Hispanic, %	6.7	5.7	9.2	0.0002	7.9	5.6	0.0090
<i>Lifetime suicidal thoughts and behaviors</i>							
Suicidal ideation, %	30.2	31.6	27.1	0.0104	25.9	34.4	<0.0001
Suicide attempt, %	5.8	5.6	6.3	0.4278	4.0	7.6	<0.0001
<i>Lifetime substance use and use disorders</i>							

Alcohol use, %	80.3	81.2	78.3	0.0561	79.8	80.8	0.4752
Early alcohol use, %	22.2	24.7	16.2	<0.0001	23.4	21.0	0.0974
Alcohol dependence, %	13.3	15.2	8.9	<0.0001	14.6	12.1	0.0339
Nicotine use, %	46.6	50.3	37.7	<0.0001	51.1	42.2	<0.0001
Early nicotine use, %	14.7	16.6	10.5	<0.0001	14.8	14.7	0.9243
Nicotine dependence, %	20.0	22.0	15.3	<0.0001	22.9	17.2	<0.0001
Cannabis use, %	62.9	61.0	67.4	0.0006	66.3	59.7	<0.0001
Early cannabis use, %	17.3	15.4	21.8	<0.0001	20.4	14.3	<0.0001
Cannabis dependence, %	17.4	16.9	18.8	0.1889	23.1	11.9	<0.0001
<i>Other lifetime characteristics</i>							
Parental alcohol use disorder				<0.0001			0.2825

Neither parent AUD, %	38.3	36.8	41.9		38.6	38.0	
Maternal-only AUD, %	17.4	15.0	23.0		16.2	18.7	
Paternal-only AUD, %	27.2	27.7	26.0		27.6	26.8	
Both parents AUD, %	17.1	20.6	9.1		17.7	16.6	
Major depressive disorder	22.9	24.7	18.6	0.0001	16.9	28.7	<0.0001
Externalizing disorders [#]	20.1	17.7	25.6	<0.0001	25.2	15.1	<0.0001
Internalizing disorders ^s	7.0	8.0	4.8	0.0011	5.0	9.0	<0.0001
Number of assessment waves				0.0306			<0.0001
Baseline only	15.7	16.1	14.9		17.6	14.0	
Baseline + 1 wave	15.7	15.3	16.6		16.6	14.9	
Baseline + 2 waves	15.8	15.9	15.6		17.5	14.1	
Baseline + 3 waves	19.4	18.5	21.4		19.2	19.6	

Baseline + 4 waves	21.1	20.8	21.8	18.9	23.2
Baseline + 5 waves	12.3	13.4	9.7	10.2	14.3

#Conduct, oppositional defiant, hyperactivity-impulsivity component of attention-deficit hyperactivity-impulsivity disorder; \$Panic, social phobia

Table 2. Odds-ratios with their 95% confidence intervals from logistic regression documenting cross-sectional association between a lifetime history of suicidal ideation, suicide attempt and use and dependence of alcohol, nicotine and cannabis (N=3,277).

	Adjusted for gender, race, Hispanic, age	Adjusted for all covariates*
<i>Suicidal ideation (SI)</i>		
Alcohol use	2.14 (1.67, 2.74)	1.42 (1.05, 1.93)
Early alcohol use	2.22 (1.86, 2.64)	1.80 (1.45, 2.24)
Alcohol dependence	2.91 (2.35, 3.61)	2.03 (1.56, 2.64)
Nicotine use	2.50 (2.12, 2.95)	1.81 (1.48, 2.21)
Early nicotine use	2.00 (1.63, 2.44)	1.83 (1.43, 2.34)
Nicotine dependence	2.79 (2.32, 3.36)	2.10 (1.67, 2.64)
Cannabis use	2.34 (1.95, 2.80)	1.74 (1.40, 2.16)
Early cannabis use	2.22 (1.83, 2.69)	2.07 (1.64, 2.62)

Cannabis dependence	3.25 (2.67, 3.96)	2.22 (1.74, 2.82)
<i>Suicide attempt (SA)</i>		
Alcohol use	6.92 (2.76, 17.31)	4.42 (1.70, 11.49)
Early alcohol use	3.26 (2.40, 4.44)	2.41 (1.72, 3.37)
Alcohol dependence	3.17 (2.26, 4.45)	1.93 (1.33, 2.79)
Nicotine use	3.71 (2.59, 5.31)	2.39 (1.63, 3.52)
Early nicotine use	3.01 (2.17, 4.17)	2.71 (1.89, 3.89)
Nicotine dependence	3.51 (2.56, 4.82)	2.39 (1.69, 3.38)
Cannabis use	3.58 (2.29, 5.58)	2.25 (1.41, 3.58)
Early cannabis use	3.17 (2.30, 4.36)	2.56 (1.80, 3.66)
Cannabis dependence	2.50 (1.79, 3.49)	1.47 (1.02, 2.13)

*Covariates: AA: race is African-American; H: Hispanic; EDx: Externalizing disorders (conduct, oppositional defiant, hyperactivity-impulsivity component of attention-deficit hyperactivity-impulsivity disorder); IDx: Internalizing disorders (panic, social phobia); MDD: Major depressive disorder; M-AUD: Maternal-only history of alcohol use disorder; P-AUD: Paternal-only history of alcohol use disorder; B-AUD: Both maternal and paternal history of alcohol use disorder; 22-yrs: aged <22 at current last assessment; 10-yr FU: participation in 10 year follow-up assessments; S: Male sex.

Table 3. Early alcohol, nicotine, and cannabis use (independent variables) and onset of suicidal ideation and attempt (dependent) – odds-ratios and 95% confidence intervals from discrete-time hazard analyses (N=3,277).

	<i>Onset of Suicidal Ideation</i>	<i>Onset of Suicide Attempt</i>
Early Alcohol Use		
Adjusted for gender, race, Hispanic, age	1.09 (0.93, 1.28)	1.49 (1.07, 2.07)
Adjusted for all covariates* not S, not AA, H, 22-yrs, M-AUD, P-AUD, B-AUD, 8-yr FU, no MDD, IDx, EDx	0.99 (0.84, 1.17)	1.29 (0.90, 1.84) not S, H, not 22-yrs, M-AUD, B-AUD, no MDD, EDx
Early Nicotine Use		
Adjusted for gender, race, Hispanic, age	1.10 (0.91, 1.33)	1.66 (1.17, 2.37)
Adjusted for all covariates* not S, not AA, H, 22-yrs, M-AUD, P-AUD, B-AUD, 8-yr FU, no MDD, IDx, EDx	0.99 (0.81, 1.20)	1.33 (0.91, 1.95) not S, H, M-AUD, B-AUD, no MDD, EDx
Early Cannabis Use		
Adjusted for gender, race,	1.06 (0.88, 1.27)	1.45 (1.00, 2.12)

Hispanic, age		
Adjusted for all covariates*	0.94 (0.77, 1.13)	1.13 (0.76, 1.67)
	not S, not AA, H, 22-yrs, M-AUD, P- AUD, B-AUD, 8-yr FU, no MDD, IDx, EDx	not S, H, M-AUD, B-AUD, no MDD, EDx

*Only significant covariates are listed: AA: race is African-American; H: Hispanic; EDx: Externalizing disorders (conduct, oppositional defiant, hyperactivity-impulsivity component of attention-deficit hyperactivity-impulsivity disorder); IDx: Internalizing disorders (panic, social phobia); MDD: Major depressive disorder; M-AUD: Maternal-only history of alcohol use disorder; P-AUD: Paternal-only history of alcohol use disorder; B-AUD: Both maternal and paternal history of alcohol use disorder; 22-yrs: aged <22 at current last assessment; 10-yr FU: participation in follow-up assessments; S: Male sex.

Table 4. The role of race and gender on the relationship between suicidal ideation and attempt and use as well as dependence of alcohol, nicotine and cannabis, adjusted for main effects of gender, race, Hispanic, and age (N=3,277). Results represent odds-ratios (95% confidence intervals).

	Main effect of Predictor	Predictor x Male	Predictor x Male (adj*)	Predictor x AA	Predictor x AA (adj*)
Early Alcohol use -> SI & SA					
Suicidal ideation	1.09 (0.93, 1.28)	0.67 (0.51, 0.88)	0.63 (0.48, 0.84)	0.72 (0.49, 1.04)	-
Suicide attempt	1.49 (1.07, 2.07)	0.54 (0.31, 0.93)	0.43 (0.24, 0.75)	0.76 (0.36, 1.61)	-
Early Nicotine use -> SI & SA					
Suicidal ideation	1.10 (0.91, 1.33)	0.74 (0.53, 1.04)	-	0.50 (0.30, 0.82)	0.52 (0.32, 0.86)
Suicide attempt	1.66 (1.17, 2.34)	0.37 (0.19, 0.71)	0.33 (0.17, 0.64)	0.29 (0.09, 0.82)	0.31 (0.10, 0.91)

	2.37)	0.71)	0.64)	0.94)	1.00)
Early Cannabis use -> SI & SA					
Suicidal ideation	1.06 (0.88, 1.27)	0.79 (0.58, 1.10)	-	0.64 (0.45, 0.92)	0.70 (0.49, 1.00)
Suicide attempt	1.45 (1.00, 2.12)	0.42 (0.23, 0.77)	0.37 (0.20, 0.69)	0.34 (0.15, 0.77)	0.35 (0.15, 0.79)
SI -> substance use/dependence					
Alcohol use	0.61 (0.50, 0.75)	0.94 (0.63, 1.42)	-	0.77 (0.48, 1.25)	-
Alcohol dependence	1.17 (0.95, 1.44)	1.09 (0.78, 1.53)	-	0.52 (0.34, 0.80)	0.49 (0.32, 0.77)
Nicotine use	0.66 (0.57, 0.77)	1.33 (1.01, 1.74)	1.27 (0.96, 1.67)	0.69 (0.50, 0.94)	0.69 (0.50, 0.95)
Nicotine dependence	1.15 (0.97, 1.36)	1.38 (1.04, 1.84)	1.19 (0.89, 1.58)	0.69 (0.49, 0.98)	0.68 (0.47, 0.97)
Cannabis use	0.68 (0.58, 0.79)	1.14 (0.84, 1.55)	-	1.20 (0.85, 1.71)	-
Cannabis dependence	1.17 (0.97, 1.41)	2.04 (1.50, 2.78)	2.02 (1.47, 2.78)	0.85 (0.59, 1.22)	-
SA -> substance use/dependence					
Alcohol use	0.94 (0.72, 1.25)	0.95 (0.52, 1.71)	-	0.69 (0.40, 1.19)	-
Alcohol dependence	1.68 (1.21, 2.21)	0.99 (0.53, 1.45)	-	0.45 (0.22, 0.68)	0.40 (0.19, 0.61)

	2.34)	1.85)		0.92)	0.84)
Nicotine use	1.02 (0.76, 1.37)	1.26 (0.69, 2.30)	-	0.67 (0.37, 1.21)	-
Nicotine dependence	1.68 (1.28, 2.22)	1.08 (0.61, 1.91)		0.60 (0.34, 1.07)	
Cannabis use	0.94 (0.70, 1.26)	1.13 (0.60, 2.13)	-	1.40 (0.79, 2.46)	-
Cannabis dependence	1.61 (1.21, 2.16)	2.06 (1.19, 3.56)	2.43 (1.41, 4.17)	0.59 (0.31, 1.09)	-

*Adjusted for: AA: race is African-American; H: Hispanic, EDx: Externalizing disorders (conduct, oppositional defiant, hyperactivity-impulsivity component of attention-deficit hyperactivity-impulsivity disorder); IDx: Internalizing disorders (panic, social phobia); MDD: Major depressive disorder; M-AUD: Maternal-only history of alcohol use disorder; P-AUD: Paternal-only history of alcohol use disorder; B-AUD: Both maternal and paternal history of alcohol use disorder; 22-yr: aged <22 at current last assessment; 2, 4, 6, 8, 10-yr FU: participation in follow-up assessments; S: Male sex.

Table 5. Lifetime history of suicide ideation (SI - independent) and onset of alcohol, nicotine and cannabis use and dependence (dependent) - odds ratios with their 95% Confidence Intervals from discrete-time hazard analyses (N=3,277). Models “adjusted for all covariates” report multivariate (i.e., adjusted odds – ratios; Supplemental Table S5 for covariate odds – ratios).

Suicide ideation	Onset of Alcohol Use	Onset of Alcohol Dependence
Adjusted for gender, race, Hispanic and age	0.61 (0.50, 0.75)	1.17 (0.95, 1.44)
Adjusted for all covariates*	0.71 (0.55, 0.91)	1.15 (0.90, 1.45)
	not AA, M-AUD, P-AUD, B-AUD, no MDD, EDx	not AA, not 22-yr, M-AUD, P-AUD, B-AUD, no MDD, IDx, EDx
	Onset of Nicotine Use	Onset of Nicotine Dependence

Adjusted for gender, race, Hispanic and age	0.66 (0.57, 0.77)	1.15 (0.97, 1.36)
Adjusted for all covariates*	0.74 (0.62, 0.88)	1.13 (0.93, 1.38)
	S, not AA, not 22-yrs, M-AUD, P-AUD, B-AUD, not 6, 8, 10-yr FU, no MDD, EDx	S, not AA, not 22-yrs, M-AUD, P-AUD, B-AUD, not 10-yr FU, no MDD, EDx
	Onset of Cannabis Use	Onset of Cannabis Dependence
Adjusted for gender, race, Hispanic and age	0.68 (0.58, 0.79)	1.17 (0.97, 1.41)
Adjusted for all covariates*	0.77 (0.65, 0.93)	1.12 (0.90, 1.39)
	S, AA, H, M-AUD, P-AUD, B-AUD, not 10-yr FU, no MDD, EDx	S, H, M-AUD, P-AUD, B-AUD, no MDD, IDx, EDx

*Only significant covariates are listed: AA: race is African-American; H: Hispanic; EDx: Externalizing disorders (conduct, oppositional defiant, hyperactivity-impulsivity component of attention-deficit hyperactivity-impulsivity disorder); IDx: Internalizing disorders (panic, social phobia); MDD: Major depressive disorder; M-AUD: Maternal-only history of alcohol use disorder; P-AUD: Paternal-only history of alcohol use disorder; B-AUD: Both maternal and paternal history of alcohol use disorder; 22-yrs: aged <22 at current last assessment; 6, 8, 10-yr FU: participation in follow-up assessments; S: Male sex.

Table 6. Lifetime history of suicide attempt (SA - independent) and onset of alcohol, nicotine and cannabis use and dependence (dependent) - odds ratios with their 95% Confidence Intervals from discrete-time hazard analyses (N=3,277). Models adjusted for all covariates report multivariate (i.e., adjusted odds – ratios; Supplemental Table S5 for covariate odds – ratios).

Suicide Attempt	Onset of Alcohol Use	Onset of Alcohol Dependence
Adjusted for gender, race, Hispanic and age	0.94 (0.72, 1.25)	1.68 (1.21, 2.34)

Adjusted for all covariates*	1.17 (0.88, 1.55) not AA, M-AUD, P-AUD, B-AUD, no MDD, EDx	1.60 (1.12, 2.28) not AA, not 22-yr, M-AUD, P-AUD, B-AUD, no MDD, IDx, EDx
	Onset of Nicotine Use	Onset of Nicotine Dependence
Adjusted for gender, race, Hispanic and age	1.02 (0.76, 1.37)	1.68 (1.28, 2.22)
Adjusted for all covariates*	1.19 (0.88, 1.61) S, not AA, not 22-yr, M-AUD, P-AUD, B-AUD, not 6, 8, 10-yr FU, no MDD, EDx	1.61 (1.19, 2.17) S, not AA, not 22-yr, M-AUD, P-AUD, B-AUD, not 10-yr FU, no MDD, EDx
	Onset of Cannabis Use	Onset of Cannabis Dependence
Adjusted for gender, race, Hispanic and age	0.94 (0.70, 1.26)	1.61 (1.21, 2.16)
Adjusted for all covariates*	1.04 (0.79, 1.38) S, AA, M-AUD, P-AUD, B-AUD, not 10-yr FU, no MDD, EDx	1.44 (1.06, 1.96) S, H, M-AUD, P-AUD, B-AUD, no MDD, IDx, EDx

*Only significant covariates are listed: AA: race is African-American; H: Hispanic; EDx: Externalizing disorders (conduct, oppositional defiant, hyperactivity-impulsivity component of attention-deficit hyperactivity-impulsivity disorder); IDx: Internalizing disorders (panic, social phobia); MDD: Major depressive disorder; M-AUD: Maternal-only history of alcohol use disorder; P-AUD: Paternal-only history of alcohol use disorder; B-AUD: Both maternal and paternal history of alcohol use disorder; 22-yr: aged <22 at current last assessment; 2, 4, 6, 8, 10-yr FU: participation in follow-up assessments; S: Male sex.

SUPPLEMENTAL TABLES AND FIGURES

Supplemental Table S1. Onset of Suicidal Ideation (SI) and Suicide Attempt (SA) Prior to, Concurrent with, or After Onset of Substance Use and Substance Dependence (N=3,277).

	Suicidal Ideation (N=989)						Suicide Attempt (N=191)					
	N	with SI and substance	% prior to substance	SI to substance	% concurr ent with substance	% SI after substan ce	N	with SA and substance	% prior to substance	SA to substance	% concurr ent with substance	% SI after substan ce
Substance use ever												
Alcohol use ever	882		43.1		12.0	44.9	186		38.7		17.7	43.5
Nicotine use ever	623		41.1		13.0	45.9	145		38.6		13.1	48.3
Cannabis use ever	756		44.8		15.3	39.8	166		37.3		16.3	46.4
Substance dependence												
Alcohol dependence	237		62.4		12.7	24.9	63		63.5		12.7	23.8
Nicotine dependence	329		63.8		15.5	20.7	87		62.1		16.1	21.8
Cannabis dependence	297		57.9		9.8	32.3	64		71.9		7.8	20.3

Supplemental Table S2. Rates of suicidal ideation (SI) and suicide attempt (SA) in those who report early substance use (N=3,277)

	Early alcohol use (N=726)	No early alcohol use (N=2547)	Early nicotine use (N=483)	No early nicotine use (N=2790)	Early cannabis use (N=566)	No early cannabis use (N=2707)
SI	43.7	26.4	44.7	27.7	43.6	27.4
SA	11.6	4.2	13.0	4.6	12.2	4.5

Supplemental Table S3. Rates of Nicotine, Alcohol, and Cannabis Use and Dependence in Subjects with and without Suicidal Ideation (SI) and Suicide Attempt (SA; N=3,277).

	SI (N=989)	No SI (N=2284)	SA (N=191)	No SA (N=3082)
Substance use ever				
Alcohol use ever	89.5	76.4	97.4	79.3
Nicotine use ever	63.1	39.4	75.9	44.7
Cannabis use ever	76.6	57.0	86.9	61.4
Substance dependence				
Alcohol dependence	24.0	8.8	33.0	12.1
Nicotine dependence	33.3	14.3	45.6	18.5
Cannabis dependence	30.0	12.0	33.5	16.5

Supplemental Table S4. Matrix of tetrachoric correlations between all variables, including dependent and independent variables and covariates (N=3,277). Correlations ≥ 0.30 are in bold.

[illegible]

N wa ve s	- .12 1	.02 5	- .02 0	.72 2	- .02 6	- .00 1	- .02 1												
M DD	- .24 4	.12 6	.03 8	.20 6	.11 1	.12 0	.13 7	.21 8											
ED x	.22 5	- .16 3	.04 7	.16 1	.12 1	.10 6	.07 2	.11 3	.27 6										
ID x	- .18 6	.15 2	- .04 4	.22 6	.14 0	.13 7	.12 1	.16 8	.55 6	.32 9									
Ea rly alc oh ol	.05 1	.18 0	.05 5	- .00 3	.18 9	.16 0	.18 7	- .01 3	.15 1	.40 6	.18 7								
Ea rly nic oti ne	.00 3	.16 6	- .00 5	.14 2	.18 4	.23 5	.21 3	- .03 7	.07 5	.37 4	.07 5	.64 1							
Ea rly ca nn abi s	.15 1	- .14 7	.08 6	.04 4	.19 1	.15 5	.15 7	- .03 4	.01 9	.46 3	.01 1	.66 5	.71 5						
Alc oh ol de p.	.07 3	.19 0	.01 8	.42 8	.20 3	.18 2	.19 8	.19 5	.23 9	.45 8	.30 4	.45 8	.39 8	.39 3					

Nicotine dep.	.127	.150	-.071	.415	.190	.237	.223	.158	.212	.477	.246	.421	.675	.519	.606			
Cannabis dep.	.272	-.044	.153	.336	.113	.222	.121	.185	.230	.533	.292	.425	.446	.585	.636	.673		
SI	-.151	.079	.084	.237	.127	.119	.135	.194	.741	.383	.553	.271	.249	.245	.384	.374	.384	
SA	-.193	-.036	.111	.278	.189	.069	.134	.147	.522	.355	.293	.311	.313	.301	.347	.368	.262	.378 --

EDx: Externalizing disorders (conduct, oppositional defiant, hyperactivity-impulsivity component of attention-deficit hyperactivity-impulsivity disorder); IDx: Internalizing disorders (panic, social phobia); MDD: Major depressive disorder; M-AUD: Maternal-only history of alcohol use disorder; P-AUD: Paternal-only history of alcohol use disorder; B-AUD: Both maternal and paternal history of alcohol use disorder;

Supplemental Table S5. Association [odds-ratios, (95% confidence intervals)] between individual covariates and suicide ideation (SI) and suicide attempt (SA) in discrete-time hazard analyses (N=3,277). The odds-ratio for each individual covariate is shown, first, for models where SI is the dependent variable and early use of alcohol, nicotine and cannabis are the independent variables, and second, for the same set of independent variables and with SA as the dependent variable.

	Suicidal Ideation (SI)			Suicide Attempt (SA)		
Covariate	Early Alcohol Use	Early Nicotine Use	Early Cannabis Use	Early Alcohol Use	Early Nicotine Use	Early Cannabis Use

Sex (Male)	0.72 (0.63, 0.82)	0.72 (0.63, 0.82)	0.72 (0.63, 0.83)	0.46 (0.34, 0.63)	0.47 (0.35, 0.63)	0.46 (0.34, 0.63)
Race (AA)	0.84 (0.71, 0.99)	0.84 (0.72, 0.98)	0.84 (0.72, 0.99)	1.08 (0.77, 1.50)	1.08 (0.77, 1.49)	1.03 (0.74, 1.44)
Hispanic (H)	1.42 (1.11, 1.80)	1.42 (1.12, 1.80)	1.42 (1.12, 1.80)	1.76 (1.08, 2.88)	1.75 (1.06, 2.88)	1.77 (1.08, 2.89)
Last age <22	1.37 (1.17, 1.61)	1.37 (1.17, 1.61)	1.37 (1.16, 1.61)	0.70 (0.49, 0.99)	0.72 (0.50, 1.04)	0.71 (0.50, 1.01)
B-AUD	1.59 (1.30, 1.94)	1.59 (1.30, 1.94)	1.60 (1.31, 1.95)	2.20 (1.42, 3.40)	2.17 (1.39, 3.37)	2.22 (1.43, 3.43)
P-AUD	1.23 (1.03, 1.47)	1.23 (1.03, 1.47)	1.24 (1.04, 1.48)	1.24 (0.84, 1.84)	1.23 (0.82, 1.82)	1.25 (0.84, 1.85)
M-AUD	1.35 (1.09, 1.66)	1.35 (1.09, 1.66)	1.36 (1.10, 1.67)	1.93 (1.26, 2.96)	1.92 (1.25, 2.95)	1.96 (1.27, 3.00)
2-yr FU	1.15 (0.88, 1.52)	1.15 (0.88, 1.52)	1.16 (0.88, 1.52)	1.40 (0.69, 2.82)	1.41 (0.70, 2.86)	1.41 (0.69, 2.85)
4-yr FU	1.12 (0.85, 1.47)	1.12 (0.85, 1.47)	1.12 (0.84, 1.47)	1.51 (0.77, 2.99)	1.53 (0.77, 3.02)	1.52 (0.77, 3.00)
6-yr FU	1.28 (0.98, 1.67)	1.28 (0.97, 1.67)	1.27 (0.97, 1.67)	1.54 (0.79, 2.98)	1.58 (0.82, 3.07)	1.55 (0.80, 3.00)
8-yr FU	1.36 (1.04, 1.78)	1.36 (1.03, 1.78)	1.35 (1.03, 1.77)	1.33 (0.68, 2.60)	1.36 (0.70, 2.67)	1.34 (0.68, 2.63)
10-yr FU	1.10 (0.81, 1.50)	1.10 (0.81, 1.50)	1.10 (0.80, 1.50)	1.17 (0.57, 2.44)	1.21 (0.58, 2.52)	1.17 (0.56, 2.45)

MDD	0.59 (0.46, 0.76)	0.59 (0.46, 0.76)	0.59 (0.46, 0.76)	0.33 (0.19, 0.55)	0.33 (0.20, 0.56)	0.33 (0.20, 0.55)
IDx	2.12 (1.70, 2.65)	2.12 (1.71, 2.65)	2.13 (1.71, 2.65)	1.01 (0.54, 1.88)	1.02 (0.55, 1.90)	1.03 (0.55, 1.91)
EDx	1.22 (1.01, 1.47)	1.22 (1.01, 1.46)	1.23 (1.02, 1.48)	1.62 (1.10, 2.38)	1.63 (1.12, 2.37)	1.68 (1.15, 2.46)

*Covariates: EDx: Externalizing disorders (conduct, oppositional defiant, hyperactivity-impulsivity component of attention-deficit hyperactivity-impulsivity disorder); IDx: Internalizing disorders (panic, social phobia); MDD: Major depressive disorder; M-AUD: Maternal-only history of alcohol use disorder; P-AUD: Paternal-only history of alcohol use disorder; B-AUD: Both maternal and paternal history of alcohol use disorder; FU: participated in 2, 4, 6, 8 and 10 year follow-up.

Supplemental Table S6. Associations [odds-ratios, (95%) confidence intervals]] between individual covariates and substance use and dependence (dependent variables) in discrete-time hazard analyses with suicidal ideation (SI) as the primary independent variable (N=3, 277).

Covariate	Onset of Alcohol Use	Onset of Alcohol Dependence	Onset of Nicotine Use	Onset of Nicotine Dependence	Onset of Cannabis Use	Onset of Cannabis Dependence
Sex (Male)	1.05 (0.93, 1.18)	1.20 (0.97, 1.48)	1.31 (1.16, 1.48)	1.32 (1.11, 1.57)	1.33 (1.18, 1.49)	2.12 (1.75, 2.57)
Race (AA)	0.62 (0.54, 0.72)	0.51 (0.39, 0.66)	0.62 (0.53, 0.72)	0.63 (0.51, 0.78)	1.20 (1.04, 1.38)	1.09 (0.90, 1.33)
Hispanic (H)	1.11 (0.86, 1.42)	1.16 (0.81, 1.67)	1.03 (0.81, 1.31)	0.84 (0.58, 1.21)	1.27 (1.02, 1.59)	1.58 (1.17, 2.15)
Last age	1.07	0.68 (0.52, 0.90)	0.69	0.75 (0.61, 0.90)	1.01 (0.89, 1.14)	0.90 (0.73, 1.11)

<22	(0.95, 1.21)	0.89)	(0.60, 0.79)	0.93)	1.13)	1.12)
B-AUD	1.76 (1.40, 2.22)	2.34 (1.74, 3.16)	2.21 (1.85, 2.64)	2.33 (1.82, 2.99)	2.04 (1.69, 2.45)	2.09 (1.60, 2.74)
P-AUD	1.65 (1.40, 1.93)	1.64 (1.24, 2.15)	1.61 (1.37, 1.89)	1.76 (1.39, 2.21)	1.71 (1.45, 2.01)	2.02 (1.59, 2.57)
M-AUD	1.61 (1.33, 1.95)	2.12 (1.57, 2.85)	1.66 (1.38, 2.00)	1.82 (1.40, 2.37)	1.57 (1.30, 1.90)	1.72 (1.32, 2.24)
2-yr FU	1.09 (0.92, 1.30)	1.56 (0.96, 2.55)	1.03 (0.84, 1.26)	1.08 (0.74, 1.57)	1.14 (0.95, 1.38)	1.16 (0.78, 1.72)
4-yr FU	0.97 (0.80, 1.17)	1.47 (0.91, 2.36)	0.87 (0.70, 1.07)	1.20 (0.85, 1.69)	1.10 (0.90, 1.33)	1.15 (0.78, 1.68)
6-yr FU	1.06 (0.89, 1.27)	1.21 (0.75, 1.95)	0.76 (0.62, 0.95)	1.02 (0.71, 1.46)	1.10 (0.91, 1.33)	1.25 (0.86, 1.82)
8-yr FU	0.84 (0.68, 1.02)	1.03 (0.64, 1.68)	0.64 (0.52, 0.80)	0.77 (0.54, 1.10)	0.88 (0.71, 1.08)	1.17 (0.80, 1.70)
10-yr FU	0.90 (0.70, 1.15)	0.90 (0.53, 1.52)	0.53 (0.41, 0.69)	0.53 (0.36, 0.80)	0.68 (0.52, 0.88)	0.95 (0.63, 1.45)
MDD	0.56 (0.42, 0.74)	0.59 (0.44, 0.77)	0.61 (0.50, 0.74)	0.66 (0.52, 0.84)	0.58 (0.48, 0.72)	0.71 (0.55, 0.91)

IDx	1.09 (0.80, 1.47)	1.49 (1.07, 2.08)	1.22 (0.97, 1.52)	1.09 (0.82, 1.47)	1.12 (0.88, 1.42)	1.62 (1.19, 2.21)
EDx	1.33 (1.11, 1.60)	2.27 (1.80, 2.86)	1.67 (1.44, 1.93)	2.32 (1.92, 2.80)	1.49 (1.27, 1.74)	2.10 (1.72, 2.57)

Covariates: EDx: Externalizing disorders (conduct, oppositional defiant, hyperactivity-impulsivity component of attention-deficit hyperactivity-impulsivity disorder); IDx: Internalizing disorders (panic, social phobia); MDD: Major depressive disorder; M-AUD: Maternal-only history of alcohol use disorder; P-AUD: Paternal-only history of alcohol use disorder; B-AUD: Both maternal and paternal history of alcohol use disorder; FU: participated in 2, 4, 6, 8 and 10 year follow-up.

Supplemental Table S7. Associations [odds-ratios, (95%) confidence intervals]] between individual covariates and substance use and dependence (dependent variables) in discrete-time hazard analyses with suicide attempt (SA) as the primary independent variable (N=3, 277).

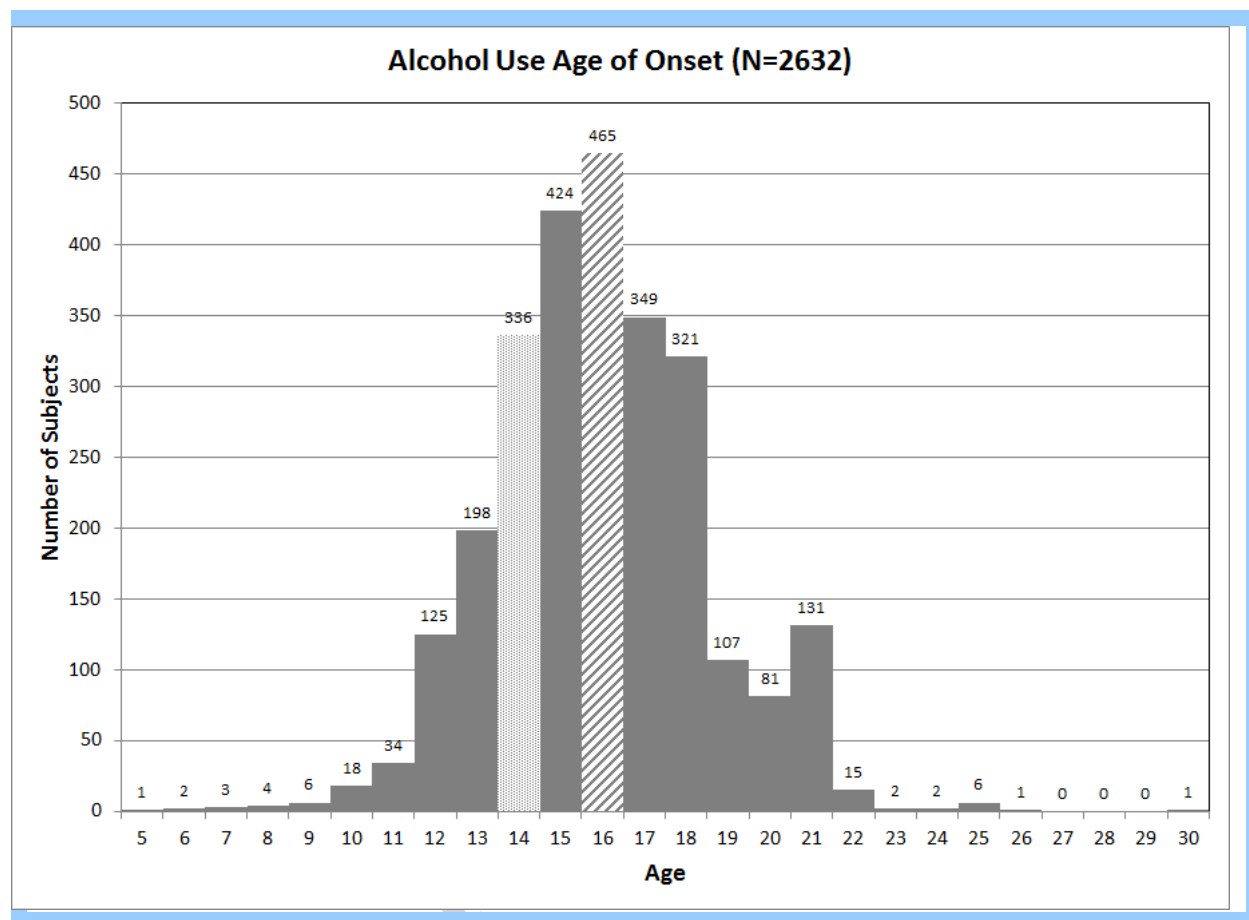
Covariate	Onset of Alcohol Use	Onset of Alcohol Dependence	Onset of Nicotine Use	Onset of Nicotine Dependence	Onset of Cannabis Use	Onset of Cannabis Dependence
Sex (Male)	1.07 (0.94, 1.21)	1.21 (0.98, 1.49)	1.33 (1.18, 1.51)	1.33 (1.12, 1.58)	1.34 (1.19, 1.51)	2.14 (1.77, 2.60)
Race (AA)	0.62 (0.54, 0.72)	0.50 (0.38, 0.65)	0.61 (0.53, 0.71)	0.62 (0.50, 0.77)	1.20 (1.04, 1.38)	1.08 (0.89, 1.31)
Hispanic (H)	1.10 (0.86, 1.40)	1.14 (0.80, 1.63)	1.01 (0.79, 1.29)	0.82 (0.57, 1.18)	1.25 (1.00, 1.56)	1.58 (1.17, 2.14)
Last age	1.07 (0.95,	0.69 (0.53,	0.70 (0.60,	0.76 (0.61,	1.01 (0.89,	0.91 (0.74,

<22	1.21)	0.90)	0.80)	0.94)	1.13)	1.13)
B-AUD	1.73 (1.36, 2.20)	2.32 (1.72, 3.13)	2.19 (1.83, 2.62)	2.31 (1.80, 2.95)	2.01 (1.67, 2.43)	2.08 (1.59, 2.72)
P-AUD	1.64 (1.40, 1.93)	1.62 (1.23, 2.14)	1.61 (1.37, 1.89)	1.74 (1.38, 2.19)	1.70 (1.45, 2.01)	2.01 (1.58, 2.56)
M-AUD	1.60 (1.32, 1.94)	2.08 (1.55, 2.81)	1.66 (1.38, 1.99)	1.80 (1.38, 2.34)	1.57 (1.30, 1.90)	1.70 (1.31, 2.22)
2-yr FU	1.10 (0.93, 1.31)	1.57 (0.96, 2.56)	1.04 (0.85, 1.27)	1.08 (0.74, 1.57)	1.14 (0.95, 1.37)	1.16 (0.78, 1.74)
4-yr FU	0.96 (0.79, 1.16)	1.46 (0.91, 2.35)	0.86 (0.69, 1.06)	1.21 (0.86, 1.71)	1.09 (0.90, 1.32)	1.15 (0.79, 1.69)
6-yr FU	1.05 (0.88, 1.26)	1.21 (0.75, 1.96)	0.76 (0.61, 0.95)	1.02 (0.71, 1.47)	1.10 (0.91, 1.32)	1.26 (0.87, 1.84)
8-yr FU	0.83 (0.68, 1.02)	1.03 (0.63, 1.67)	0.64 (0.52, 0.80)	0.77 (0.54, 1.11)	0.87 (0.71, 1.07)	1.18 (0.80, 1.72)
10-yr FU	0.89 (0.69, 1.14)	0.90 (0.53, 1.52)	0.52 (0.41, 0.68)	0.54 (0.36, 0.81)	0.67 (0.52, 0.87)	0.96 (0.63, 1.46)
MDD	0.47 (0.37, 0.60)	0.58 (0.44, 0.76)	0.52 (0.43, 0.62)	0.65 (0.52, 0.81)	0.52 (0.43, 0.62)	0.70 (0.55, 0.89)
IDx	1.01 (0.75,	1.52 (1.09,	1.14 (0.91,	1.09 (0.81,	1.08 (0.86,	1.62 (1.19,

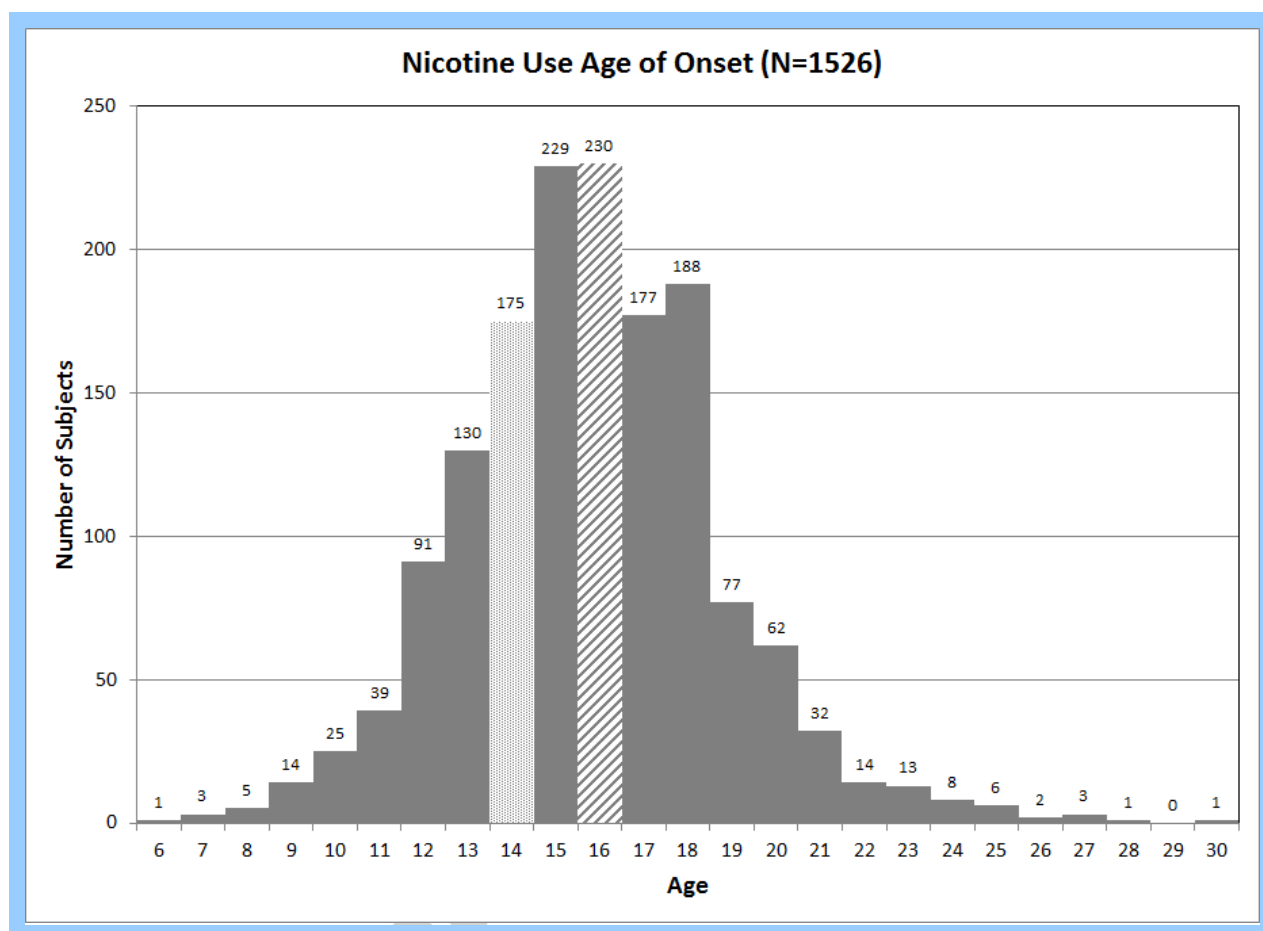
	1.35)	2.12)	1.43)	1.46)	1.36)	2.20)
EDx	1.30 (1.08, 1.55)	2.25 (1.79, 2.83)	1.63 (1.41, 1.89)	2.30 (1.91, 2.78)	1.46 (1.25, 1.71)	2.08 (1.70, 2.55)

*Covariates: EDx: Externalizing disorders (conduct, oppositional defiant, hyperactivity-impulsivity component of attention-deficit hyperactivity-impulsivity disorder); IDx: Internalizing disorders (panic, social phobia); MDD: Major depressive disorder; M-AUD: Maternal-only history of alcohol use disorder; P-AUD: Paternal-only history of alcohol use disorder; B-AUD: Both maternal and paternal history of alcohol use disorder; FU: participated in 2, 4, 6, 8 and 10 year follow-up.

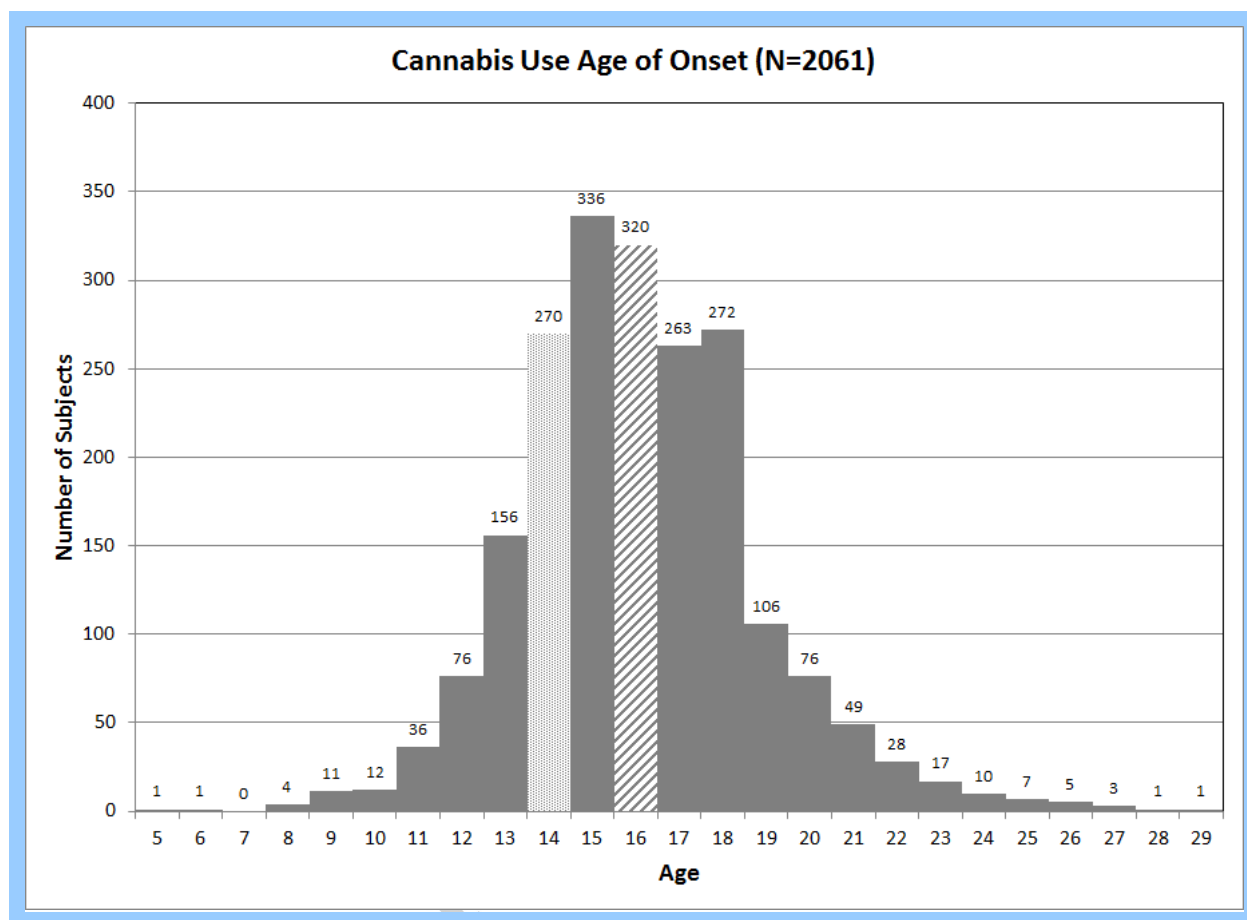
Supplemental Figure S1A. Distribution of ages of onset of alcohol use. Hashed bar represents median; dotted bar represented 25th percentile.



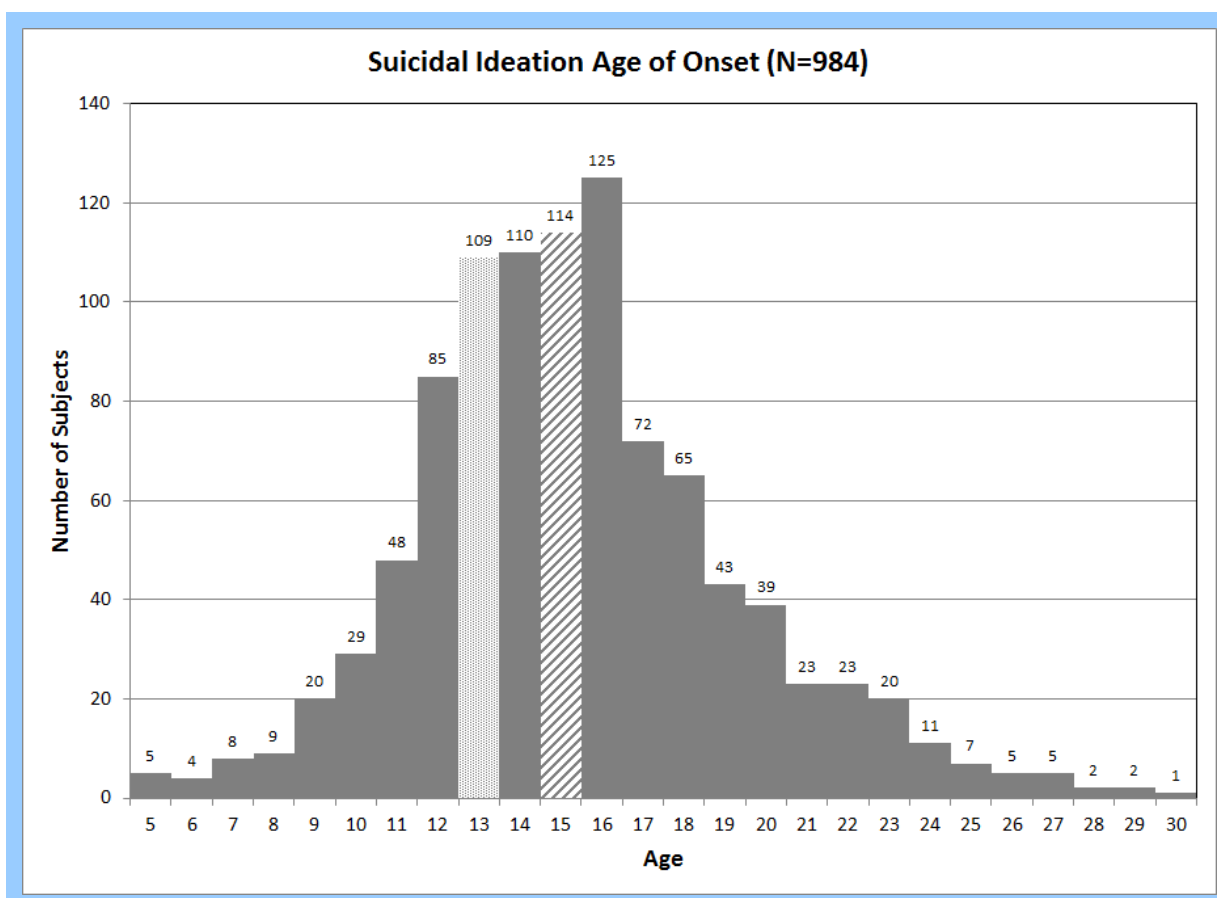
Supplemental Figure S1B. Distribution of ages of onset of nicotine use. Hashed bar represents median; dotted bar represented 25th percentile.



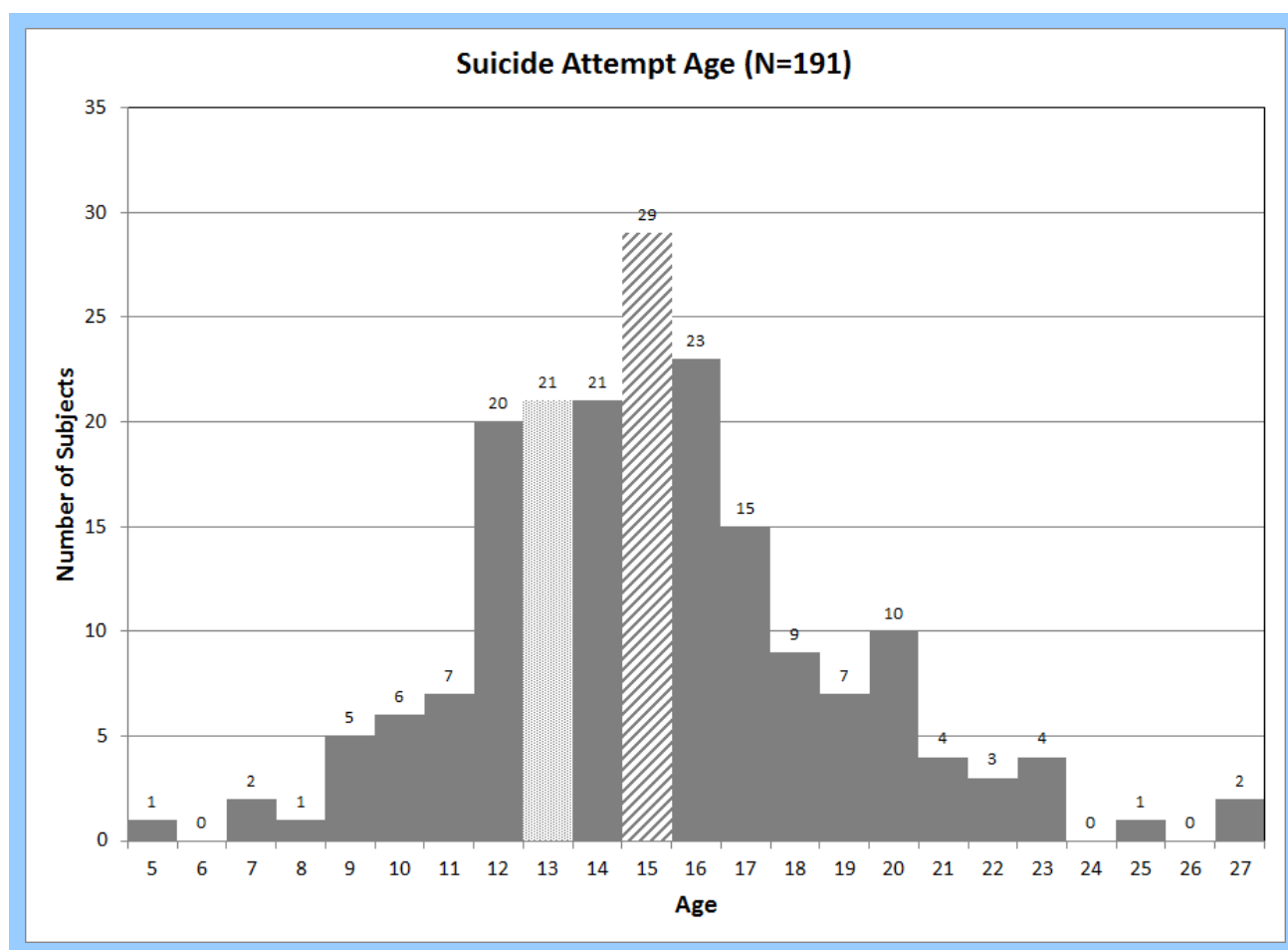
Supplemental Figure S1C. Distribution of ages of onset of cannabis use. Hashed bar represents median; dotted bar represented 25th percentile.



Supplemental Figure S2A. Distribution of ages of onset of suicidal ideation. Hashed bar represents median; dotted bar represented 25th percentile.



Supplemental Figure S2B. Distribution of ages of onset of suicide attempt. Hashed bar represents median; dotted bar represented 25th percentile.



Funding

This research is supported by grants from the National Institutes of Health, including DA040411, K02DA032573 from the National Institute on Drug Abuse to AA.

The Collaborative Study on the Genetics of Alcoholism (COGA), Principal Investigators B. Porjesz, V. Hesselbrock, H. Edenberg, L. Bierut, includes eleven different centers: University of Connecticut (V. Hesselbrock); Indiana University (H.J. Edenberg, J. Nurnberger Jr., T. Foroud); University of Iowa (S. Kuperman, J. Kramer); SUNY Downstate (B. Porjesz); Washington University in St. Louis (L. Bierut, J. Rice, K. Bucholz, A. Agrawal); University of California at San Diego (M. Schuckit); Rutgers University (J. Tischfield, A. Brooks); Department of Biomedical and Health Informatics, The Children's Hospital of Philadelphia; Department of Genetics, Perelman School of Medicine, University of Pennsylvania, Philadelphia PA (L. Almasy), Virginia Commonwealth University (D. Dick), Icahn School of Medicine at Mount Sinai (A. Goate), and Howard University (R. Taylor). Other COGA collaborators include: L. Bauer (University of Connecticut); J. McClintick, L. Wetherill, X. Xuei, Y. Liu, D. Lai, S. O'Connor, M. Plawecki, S. Lourens (Indiana University); G. Chan (University of Iowa; University of Connecticut); J. Meyers, D. Chorlian, C. Kamarajan, A. Pandey, J. Zhang (SUNY Downstate); J.-C. Wang, M. Kapoor, S. Bertelsen (Icahn School of Medicine at Mount Sinai); A. Anokhin, V. McCutcheon, S. Saccone (Washington University); J. Salvatore, F. Aliev, B. Cho (Virginia Commonwealth University); and Mark Kos (University of Texas Rio Grande Valley). A. Parsian and M. Reilly are the NIAAA Staff Collaborators.

We continue to be inspired by our memories of Henri Begleiter and Theodore Reich, founding PI and Co-PI of COGA, and also owe a debt of gratitude to other past organizers of COGA, including Ting-Kai Li, P. Michael Conneally, Raymond Crowe, and Wendy Reich, for their critical contributions. This national collaborative study is supported by NIH Grant U10AA008401 from the National Institute on Alcohol Abuse and Alcoholism (NIAAA) and the National Institute on Drug Abuse (NIDA).

Reference

1. American Psychiatric Association, 1994. Diagnostic and Statistical Manual of Mental Disorders. American Psychiatric Association, Washington, DC.
2. Bagge,C.L., Sher,K.J., 2008. Adolescent alcohol involvement and suicide attempts: toward the development of a conceptual framework. Clin Psychol Rev. 28(8), 1283-1296.
3. Begleiter,H., Reich,T., Hesselbrock,V., Porjesz,B., Li,T.K., Schuckit,M., Edenberg,H., Rice,J.P., 1995. The collaborative study on the genetics of alcoholism. Alcohol Health Res World. 19, 228-236.
4. Berlin,I., Hakes,J.K., Hu,M.C., Covey,L.S., 2015. Tobacco use and suicide attempt: longitudinal analysis with retrospective reports. PLoS One. 10(4), e0122607.
5. Bolton,J.M., Robinson,J., Sareen,J., 2009. Self-medication of mood disorders with alcohol and drugs in the National Epidemiologic Survey on Alcohol and Related Conditions. J Affect. Disord. 115(3), 367-375.
6. Borges,G., Bagge,C.L., Orozco,R., 2016. A literature review and meta-analyses of cannabis use and suicidality. J Affect. Disord. 195, 63-74.

7. Borges,G., Loera,C.R., 2010a. Alcohol and drug use in suicidal behaviour. *Curr. Opin. Psychiatry.* 23(3), 195-204.
8. Borges,G., Nock,M.K., Haro Abad,J.M., Hwang,I., Sampson,N.A., Alonso,J., Andrade,L.H., Angermeyer,M.C., Beautrais,A., Bromet,E., Bruffaerts,R., de,G.G., Florescu,S., Gureje,O., Hu,C., Karam,E.G., Kovess-Masfety,V., Lee,S., Levinson,D., Medina-Mora,M.E., Ormel,J., Posada-Villa,J., Sagar,R., Tomov,T., Uda,H., Williams,D.R., Kessler,R.C., 2010b. Twelve-month prevalence of and risk factors for suicide attempts in the World Health Organization World Mental Health Surveys. *J Clin Psychiatry* 71(12), 1617-1628.
9. Brady,K.T., Randall,C.L., 1999. Gender differences in substance use disorders. *Psychiatr. Clin North Am* 22(2), 241-252.
10. Brady,K.T., Sinha,R., 2005. Co-occurring mental and substance use disorders: the neurobiological effects of chronic stress. *Am J Psychiatry* 162(8), 1483-1493.
11. Breslau,N., Kilbey,M.M., Andreski,P., 1993. Nicotine dependence and major depression. New evidence from a prospective investigation. *Arch Gen. Psychiatry* 50(1), 31-35.
12. Breslau,N., Novak,S.P., Kessler,R.C., 2004. Psychiatric disorders and stages of smoking. *Biol. Psychiatry* 55(1), 69-76.

13. Bucholz,K.K., Cadoret,R.J., Cloninger,R.C., Dinwiddie,S.H., Hesselbrock,V., Nurnberger,J.I., Reich,T., Schmidt,I., Schuckit,M.A., 1994. A New, Semi-Structured Psychiatric Interview For Use In Genetic Linkage Studies. *J. Stud. Alcohol* 55, 149-158.
14. Bucholz,K.K., McCutcheon,V., Agrawal,A., Dick,D., Hesselbrock,V., Kramer,J., Kuperman,S., Nurnberger,J.I., Salvatore,J., Schuckit,M., Bierut,L., Foroud,T., Chan,G., Hesselbrock,M., Meyers,J., Edenberg,H., Porjesz,B., 2016. Comparison of parent, peer, psychiatric and cannabis use influence across stages of offspring alcohol involvement: Evidence from the COGA Prospective Study. *Alcohol Clin Exp Res* In Press.
15. Conner,K.R., Bagge,C.L., Goldston,D.B., Ilgen,M.A., 2014. Alcohol and suicidal behavior: what is known and what can be done. *Am J Prev. Med.* 47(3 Suppl 2), S204-S208.
16. Conner,K.R., Hesselbrock,V.M., Schuckit,M.A., Hirsch,J.K., Knox,K.L., Meldrum,S., Bucholz,K.K., Kramer,J., Kuperman,S., Preuss,U., Soyka,M., 2006. Precontemplated and impulsive suicide attempts among individuals with alcohol dependence. *J Stud Alcohol.* 67(1), 95-101.
17. Covey,L.S., Berlin,I., Hu,M.C., Hakes,J.K., 2012. Smoking and suicidal behaviours in a sample of US adults with low mood: a retrospective analysis of longitudinal data. *BMJ Open.* 2(3), e000876.

18. Crum,R.M., Mojtabai,R., Lazareck,S., Bolton,J.M., Robinson,J., Sareen,J., Green,K.M., Stuart,E.A., La,F.L., Alvanzo,A.A., Storr,C.L., 2013. A prospective assessment of reports of drinking to self-medicate mood symptoms with the incidence and persistence of alcohol dependence. *JAMA Psychiatry* 70(7), 718-726.
19. Curtin, S. C., Warner, M., and Hedegaard, H. Increase in Suicide in the United States, 1999-2014. NCHS data brief, no 241. 2016. Hyattsville, MD, National Center for Health Statistics. Ref Type: Pamphlet
20. Darvishi,N., Farhadi,M., Haghtalab,T., Poorolajal,J., 2015. Alcohol-related risk of suicidal ideation, suicide attempt, and completed suicide: a meta-analysis. *PLoS One* 10(5), e0126870.
21. Dawes,M.A., Mathias,C.W., Richard,D.M., Hill-Kapturczak,N., Dougherty,D.M., 2008. Adolescent Suicidal Behavior and Substance Use: Developmental Mechanisms. *Subst. Abuse* 2, 13-28.
22. Delforterie,M.J., Lynskey,M.T., Huizink,A.C., Creemers,H.E., Grant,J.D., Few,L.R., Glowinski,A.L., Statham,D.J., Trull,T.J., Bucholz,K.K., Madden,P.A., Martin,N.G., Heath,A.C., Agrawal,A., 2015. The relationship between cannabis involvement and suicidal thoughts and behaviors. *Drug Alcohol Depend.* 150:98-104. doi: 10.1016/j.drugalcdep.2015.02.019. Epub;2015 Feb 26., 98-104.

23. Edwards,A.C., Maes,H.H., Pedersen,N.L., Kendler,K.S., 2011. A population-based twin study of the genetic and environmental relationship of major depression, regular tobacco use and nicotine dependence. *Psychol Med.* 41(2), 395-405.
24. Ellingson,J.M., Richmond-Rakerd,L.S., Statham,D.J., Martin,N.G., Slutske,W.S., 2016. Most of the genetic covariation between major depressive and alcohol use disorders is explained by trait measures of negative emotionality and behavioral control. *Psychol Med.* 1-12.
25. Esposito-Smythers,C., Spirito,A., 2004. Adolescent substance use and suicidal behavior: a review with implications for treatment research. *Alcohol Clin Exp. Res* 28(5 Suppl), 77S-88S.
26. Fergusson,D.M., Boden,J.M., Horwood,L.J., 2013. Alcohol misuse and psychosocial outcomes in young adulthood: results from a longitudinal birth cohort studied to age 30. *Drug Alcohol Depend.* 133(2), 513-519.
27. Hesselbrock,M., Easton,C., Bucholz,K.K., Schuckit,M., Hesselbrock,V., 1999. A validity study of the SSAGA--a comparison with the SCAN. *Addiction* 94(9), 1361-1370.
28. Hughes,J.R., 2008. Smoking and suicide: a brief overview. *Drug Alcohol Depend.* 98(3), 169-178.

29. Hussong,A.M., Jones,D.J., Stein,G.L., Baucom,D.H., Boeding,S., 2011. An internalizing pathway to alcohol use and disorder. *Psychol Addict. Behav* 25(3), 390-404.
30. Johnston,L.D., O'Malley,P.M., Miech,R.A., Bachman,J.G., Schulenberg,J., 2016. Monitoring the Future national survey results on drug use, 1975-2015: Overview, key findings on adolescent drug use. Institute for Social Research, The University of Michigan, Ann Arbor, Michigan.
31. Kandel,D.B., Raveis,V.H., Davies,M., 1991. Suicidal ideation in adolescence: Depression, substance use, and other risk factors. *J Youth Adolesc.* 20(2), 289-309.
32. Kendler,K.S., Heath,A.C., Neale,M.C., Kessler,R.C., Eaves,L.J., 1993. Alcoholism and major depression in women. A twin study of the causes of comorbidity. *Arch. Gen. Psychiatry* 50(9), 690-698.
33. Kessler,R.C., Borges,G., Walters,E.E., 1999. Prevalence of and risk factors for lifetime suicide attempts in the National Comorbidity Survey. *Arch Gen. Psychiatry.* 56(7), 617-626.
34. Kessler,R.C., Crum,R.M., Warner,L.A., Nelson,C.B., Schulenberg,J., Anthony,J.C., 1997. Lifetime co-occurrence of DSM-III-R alcohol abuse and dependence with other psychiatric disorders in the National Comorbidity Survey. *Arch Gen. Psychiatry* 54(4), 313-321.

35. Kessler,R.C., Merikangas,K.R., 2004. The National Comorbidity Survey Replication (NCS-R): background and aims. *Int. J Methods Psychiatr. Res* 13(2), 60-68.
36. Khantzian,E.J., 1997. The self-medication hypothesis of substance use disorders: a reconsideration and recent applications. *Harv. Rev Psychiatry* 4(5), 231-244.
37. Kuperman,S., Chan,G., Kramer,J.R., Wetherill,L., Bucholz,K.K., Dick,D., Hesselbrock,V., Porjesz,B., Rangaswamy,M., Schuckit,M., 2013. A model to determine the likely age of an adolescent's first drink of alcohol. *Pediatrics* 131(2), 242-248.
38. Lopez-Castroman,J., Cerrato,L., Beziat,S., Jaussent,I., Guillaume,S., Courtet,P., 2016. Heavy tobacco dependence in suicide attempters making recurrent and medically serious attempts. *Drug Alcohol Depend.* 160:177-82. doi: 10.1016/j.drugalcdep.2016.01.004. Epub;%2016 Jan 16., 177-182.
39. Lucas,M., O'Reilly,E.J., Mirzaei,F., Okereke,O.I., Unger,L., Miller,M., Ascherio,A., 2013. Cigarette smoking and completed suicide: results from 3 prospective cohorts of American adults. *J Affect. Disord.* 151(3), 1053-1058.
40. Nock,M.K., Borges,G., Bromet,E.J., Alonso,J., Angermeyer,M., Beautrais,A., Bruffaerts,R., Chiu,W.T., de,G.G., Gluzman,S., de,G.R., Gureje,O., Haro,J.M., Huang,Y., Karam,E., Kessler,R.C., Lepine,J.P., Levinson,D., Medina-Mora,M.E., Ono,Y., Posada-Villa,J., Williams,D., 2008. Cross-national prevalence and risk factors for suicidal ideation, plans and attempts. *Br. J Psychiatry.* 192(2), 98-105.

41. Nock,M.K., Kessler,R.C., Franklin,J.C., 2016. Risk Factors for Suicide Ideation Differ From Those for the Transition to Suicide Attempt: The Importance of Creativity, Rigor, and Urgency in Suicide Research. *Clinical Psychology: Science and Practice* 23(1), 31-34.
42. Palmer,C.S., Revicki,D.A., Halpern,M.T., Hatziaandreu,E.J., 1995. The Cost of Suicide and Suicide Attempts in the United States. *Clinical Neuropharmacology* 18(Suppl 3), S25-S33.
43. Poorolajal,J., Darvishi,N., 2016. Smoking and Suicide: A Meta-Analysis. *PLoS One* 11(7), e0156348.
44. Price,C., Hemmingsson,T., Lewis,G., Zammit,S., Allebeck,P., 2009. Cannabis and suicide: longitudinal study. *Br. J Psychiatry*. 195(6), 492-497.
45. Reich,T., 1996. A genomic survey of alcohol dependence and related phenotypes: results from the Collaborative Study on the Genetics of Alcoholism (COGA). *Alcohol Clin Exp Res* 20(8 Suppl), 133A-137A.
46. Rimkeviciene,J., O'Gorman,J., De,L.D., 2015. Impulsive suicide attempts: a systematic literature review of definitions, characteristics and risk factors. *J Affect. Disord.* 171, 93-104.

47. Robinson,J., Sareen,J., Cox,B.J., Bolton,J.M., 2011. Role of self-medication in the development of comorbid anxiety and substance use disorders: a longitudinal investigation. *Arch Gen. Psychiatry* 68(8), 800-807.
48. Shepard,D.S., Gurewich,D., Lwin,A.K., Reed,G.A., Jr., Silverman,M.M., 2015. Suicide and Suicidal Attempts in the United States: Costs and Policy Implications. *Suicide Life Threat. Behav.* 10.
49. Silins,E., Horwood,J., Patton,G.C., Fergusson,D., Olsson,C.A., Hutchinson,D.M., Spry,E., Toumbourou,J.W., Degenhardt,L., Swift,W., Coffey,C., Tait,R., Letcher,P., Copeland,J., Mattick,R., 2014. Young adult sequelae of adolescent cannabis use: an integrative analysis. *Lancet Psychiatry* 1(4), 286-293.
50. Thornton,L.M., Welch,E., Munn-Chernoff,M.A., Lichtenstein,P., Bulik,C.M., 2016. Anorexia Nervosa, Major Depression, and Suicide Attempts: Shared Genetic Factors. *Suicide Life Threat. Behav.* 10.
51. Turecki,G., 2005. Dissecting the suicide phenotype: the role of impulsive-aggressive behaviours. *J Psychiatry Neurosci.* 30(6), 398-408.
52. U.S.Department of Health and Human Services, 2014. National Survey on Drug Use and Health, 2014. ICPSR36361-v1. Substance Abuse and Mental Health Services Administration. Center for Behavioral Health Statistics and Quality., Ann Arbor, MI.

53. van Ours, J.C., Williams, J., Fergusson, D., Horwood, L.J., 2013. Cannabis use and suicidal ideation. *J Health Econ.* 32(3), 524-537.
54. World Health Organization. Suicide. 2016. WHO. 6-15-2016. Ref Type: Online Source

HIGHLIGHTS

- Suicide attempts are associated with the onset of alcohol, nicotine and cannabis dependence.
- Associations persist even after accounting for key covariates, such as major depression, family history and externalizing problems.
- Prior suicidal ideation reduces the likelihood of onset of alcohol, nicotine and cannabis use.
- There is limited evidence that early substance use is associated with onset of suicidal ideation or attempt.