



Aryne cycloaddition reactions of benzodioxasilines as aryne precursors generated by catalytic reductive *ortho*-C–H silylation of phenols with traceless acetal directing groups



Parham Asgari, Udaya Sree Dakarapu, Hiep H. Nguyen, Junha Jeon*

Department of Chemistry and Biochemistry, University of Texas at Arlington, TX 76019, United States

ARTICLE INFO

Article history:

Received 23 September 2016

Received in revised form

1 December 2016

Accepted 4 December 2016

Available online 8 December 2016

Keywords:

Aryne

Arylsilyl triflates

Benzodioxasilines

C–H activation

Cycloaddition

Silyl acetals

ABSTRACT

Diversely substituted arylsilyl triflates, as aryne precursors for aryne cycloaddition reactions, were accessed from benzodioxasilines. Catalytic reductive C–H *ortho*-silylation of phenols with traceless acetal directing groups was exploited to prepare benzodioxasilines. Sequential addition of MeLi and then trifluoromethanesulfonic anhydride to benzodioxasilines provided arylsilyl triflates in a single pot. Notably, this approach was successfully utilized to prepare sterically hindered 1,2,3-trisubstituted arylsilyl triflates, which ultimately underwent fluoride-mediated aryne cycloaddition.

© 2016 Elsevier Ltd. All rights reserved.

1. Introduction

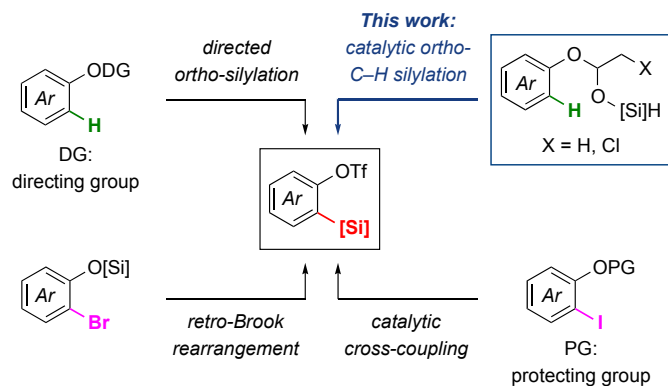
Ever since the discovery of benzyne in the mid 1950s,¹ these highly reactive intermediates have been employed in a wide variety of important applications, such as the synthesis of bioactive molecules,² organic materials,³ and catalysts.⁴ Additionally, benzyne enable the formation of diverse heterocyclic frameworks, which are difficult to obtain by conventional methods, via reactions with various arynophiles.⁵ Among the several methods that have been developed for the efficient generation of arynes,⁶ the reaction of silylaryl triflates with fluoride is one of the most widely used approaches.⁷ These stable benzyne precursors, which can undergo aryne cycloadditions under mild conditions, have led to a resurgence in aryne chemistry. Generally, these highly useful 1,2-silylaryl triflates have been prepared by one of the following three methods: 1) a sequence of directed *ortho* metalation (DoM),⁸ silylation and triflation, 2) catalytic cross-coupling of *ortho*-haloarenes⁹ and triflation, and 3) *ortho*-halo-phenols via retro-Brook rearrangement¹⁰ followed by triflation (Scheme 1). However, each of these methods suffer from challenges and/or limitations: the

commercial availability of starting materials, challenging post-directing group manipulation due to potential protodesilylation, the need for either pre-functionalization of arene substrates or stoichiometric basic reagents, and limited functional group compatibility.¹¹ Furthermore, preparation of site-selectively installed silyl and triflate moieties within multi-substituted arenes for regioselective aryne cycloaddition is often difficult to access by these methods.

We recently developed a method to access versatile benzodioxasilines **3** from readily accessible phenyl acetates, derived from simple phenol, via catalytic reductive C–H *ortho*-silylation with traceless acetal directing groups (Scheme 2a).¹² Specifically, a relay of iridium and rhodium catalysts involving hydrosilylation of esters with dihydrosilanes and arene *ortho*-C–H silylation, respectively, which were followed by a subsequent nucleophile addition to the electrophilic silicon to remove the acetal directing group, directly provides unmasked *ortho*-silyl phenol products in a single vessel. This strategy was successfully applied to the preparation of multi-substituted arenes by exploiting a new, formal α -chloroacetyl directing group. In particular, this new directing group tactic permits access to sterically hindered *ortho*-silyl phenols. Importantly the synthesis of 1,2,3-trisubstituted phenolic arenes, which are difficult to obtain by other catalytic means, was established.

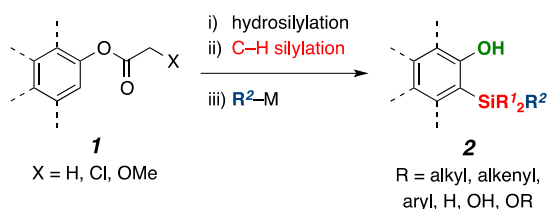
* Corresponding author.

E-mail address: jjeon@uta.edu (J. Jeon).

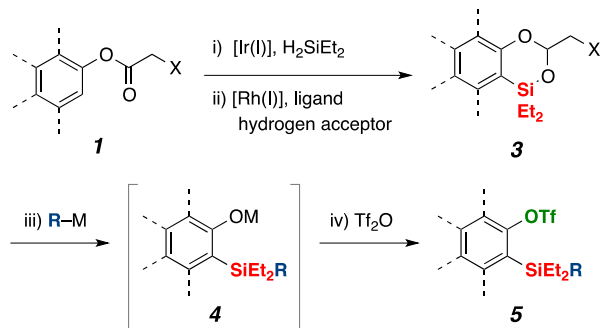


Scheme 1. Methods to prepare silylaryl triflates.

a. A single-pot, catalytic C–H silylation of phenols with traceless directing groups



b. A proposed single-pot, synthetic approach to prepare silylaryl triflates

Scheme 2. Synthetic approach to silylaryl triflates via *ortho*-C–H silylation.

Following this study, we speculated that diversely substituted benzodioxasilines **3** could be excellent precursors for preparation of silylaryl triflates. For example, addition of organometallic agents to silicon and then subsequent trapping of the resulting *ortho*-silyl oxyanion intermediates **4** by trifluoromethanesulfonic anhydride can directly afford diversely substituted silylaryl triflates (Scheme 2b).

2. Results and discussion

Benzodioxasilines were efficiently prepared through Ir-catalyzed hydrosilylation of phenyl acetates followed by Rh-catalyzed C–H silylation in a single pot. We then examined the efficiency of the nucleophilic ring-opening reaction of benzodioxasilines **3** with simple, readily available organometallic reagents (e.g., organolithium reagents), followed by direct triflation with trifluoromethanesulfonic anhydride. The single-pot, sequential reactions with benzodioxasiline **3a**, generated from phenyl acetate **1a** via catalytic reductive *ortho*-C–H silylation and used without purification, produced the desired silylaryl triflate **5a** by MeLi ring-opening and triflation reactions in excellent yield (91% from **1a**)

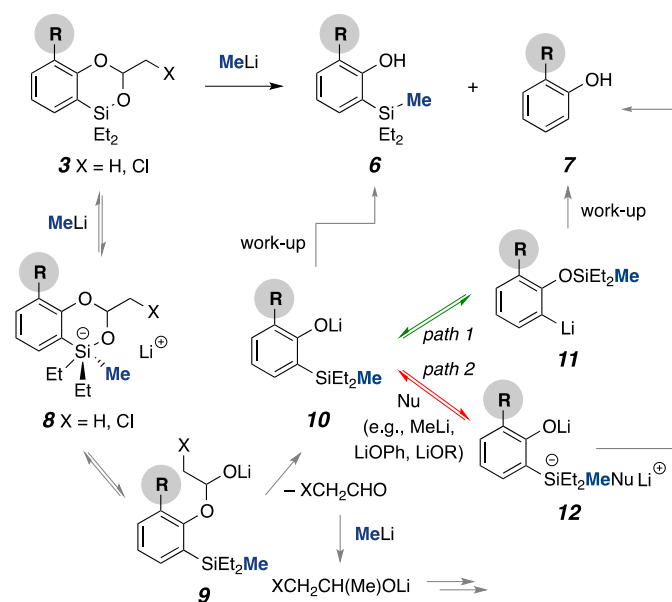
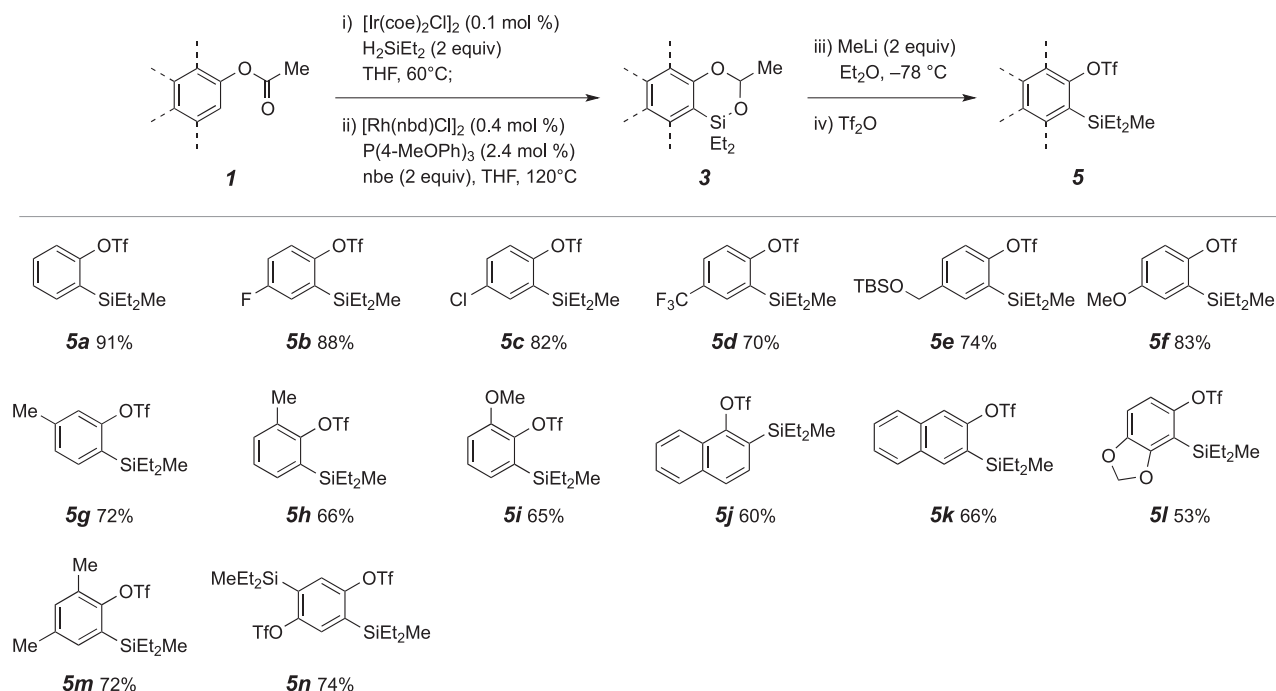
(Table 1). Electronically differentiated, diverse substituted benzodioxasilines provided silylaryl triflates **5** in moderate to excellent yields (four steps from **1**) under this reaction conditions. Specifically, halogens, trifluoromethyl, TBS-protected primary alcohol group, *ortho*-methyl, methoxy within benzodioxasilines **3** were tolerated by the four-step reaction conditions to furnish silylaryl triflates (**5b–5i**). 1- and 2-naphthyl silyl triflates (**5j** and **5k**) were produced from **1j** and **1k** in modest yields via the reaction sequence. Moreover, disubstituted benzodioxasilines **3l** and **3m** afforded **5l** and **5m** in 53% and 72% yields, respectively. Finally, dual functionalization produced bis-silylaryl triflate **5n** in 74% yield.

During these processes, we found that noticeable, yet minor desilylation phenol byproducts **7** were also produced with most substrates (Scheme 3). Especially, substrates such as **5d**, **5j**, and **5k** produced a significant amount of **7**. For the desilylation event, we reasoned that a nucleophilic attack of MeLi to dioxasilines first generates putative penta-coordinate silicate species **8**, which undergoes a fragmentation process to afford lithium *ortho*-silyl phenoxide **10** (via lithio acetal **9**) and acetaldehyde. A nucleophilic addition of MeLi to acetaldehyde can then furnish $\text{XCH}_2\text{CH}(\text{Me})\text{OLi}$. At this moment two possible scenarios explaining the observed desilylation are feasible: 1) Intramolecular silyl transfer—a [1,3]-silylotropic rearrangement can be attributed to this issue. For example, a [1,3]-Brook rearrangement¹³ of *ortho*-silyl phenols to afford silyl ethers has been reported, however, this process was explored mainly under acidic conditions,¹⁴ elevated temperatures¹⁵ or catalytic aerobic conditions.¹⁶ Additionally, under strong basic conditions a retro-[1,3]-silylotropic process within *ortho*-silyl phenols has been well reported.¹⁰ 2) Intermolecular silyl transfer—nucleophiles (e.g., MeLi, LiOPh, LiOR), present in the reaction, can engage with **10** to produce dianions of type **12**, which eventually afford phenols **7** upon work-up. To minimize the potential rearrangement (**10** to **11**, path 1) or reversible association of nucleophiles (**10** to **12**, path 2) to silyl moiety after the first fragmentation (**3** to **10**), we quickly quenched the reaction within <1 min with TiF_4 at -78°C (achieving a full consumption of **3**). This procedure substantially reduced the formation of **7**, thereby enhancing yields of desirable products **6**.

Next we investigated the single-pot, sequential strategy concerning nucleophilic attack of MeLi and triflation of the sterically demanding benzodioxasilines **3** bearing substituents at *ortho* position relative to the hydroxyl group (Table 2). These substrates consistently produced substantial desilylation adducts **7** even in a short period of reaction time. We found that the purity of the dioxasilines **3** was crucial to affect the MeLi addition reaction. Specifically, when purified benzodioxasilines **3o–r**, obtained by a column chromatography after the reductive C–H silylation, were employed under the reaction conditions, we were able to isolate **5o–r** in good yields. Of note, these 1,2,3-trisubstituted arylsilyl triflates are difficult to access by other catalytic means.

We next explored fluoride-mediated [4+2] aryne cycloaddition reactions of diethylmethylsilylaryl triflates **5** with furan (Table 3). Cycloaddition reactions with electron-rich and -deficient arylsilyl triflates with furan (solvent) provided a variety of 1,4-dihydro-1,4-epoxynaphthalenes **13**, demonstrating good functional group tolerance. Under these reaction conditions, *meta* and *para*-substituted arylsilyl triflates (**5b–g**) produced the corresponding 6-substituted 1,4-dihydro-1,4-epoxynaphthalenes (**13b–g**) in good yields. In particular, a TBS-protected primary alcohol group within **5f** survived under the reaction conditions at 0°C . The *ortho*-substituted arylsilyl triflates (**5h** and **5i**) underwent aryne cycloadditions to provide **13h** and **13i** in 86% and 67% yields, respectively. This approach is also successful with 1- and 2-silylnaphthyl triflates (**5j** and **5k**, respectively) to afford **13j** and **13k** in modest yields. Furthermore, cycloadditions with di-substituted arylsilyl

Table 1
Preparation of silylaryl triflates **5** from benzodioxasilines **3**.



estrone, which was not compatible in Ir-catalyzed ester hydro-silylation, was first protected with a ketal group. Next, the α -chloroacetyl group was installed to the phenol for an effective arene C–H silylation reaction in a hindered environment. Catalytic reductive *ortho*-C–H bond silylation of the resulting phenyl acetate with the α -chloroacetyl formal directing group provided dioxasilinone **16** (only C2). A MeLi addition to **16** afforded C2-silyl phenol **17** in 82% yield over 3 steps. The reaction of **17** and Tf_2O in the presence of pyridine gave arylsilyl triflate **18**, which in turn was utilized for the aryne cycloaddition with furan to afford cycloadduct **19**. During the course of the cycloaddition reaction partial deprotection of the ketal group was observed (**19**:**20** = 4:1). ketal deprotection of **19** afforded **20** (72% yield, 1.2:1 *dr*). (Scheme 4).

3. Conclusion

To summarize, we have developed an efficient strategy to prepare diversely substituted arylsilyl triflates. The catalytic reductive *ortho*-C–H silylation of phenols via a traceless acetal directing group to afford benzodioxasilines **3**, followed by a sequential addition of MeLi and trifluoromethanesulfonic anhydride, furnished arylsilyl triflates **5** in a single pot. In particular, α -chloroacetyl formal directing group was required for the effective reductive *ortho*-C–H silylation to afford 1,2,3-trisubstituted arylsilyl triflates **5**. Furthermore, this class of arylsilyl triflates demanded purification of benzodioxasilines **3a–r** for subsequent nucleophilic ring-opening and triflation processes, in order to minimize unwanted desilylation byproduct **7**. We demonstrated that fluoride-mediated [4+2] aryne cycloaddition reaction of the resulting diethylmethylsilylaryl triflates **5** with furan to afford distinctly substituted cycloadducts **13**, some of which were not accessed previously.

triflates (i.e., **5l** and **5m**) and tetra-substituted arylsilyl triflate (**5n**) produced **13l**, **13m**, and **13n** (1:1 *dr*) in good yields. Next, we studied the cycloaddition of sterically hindered, 1,2,3-trisubstituted arylsilyl triflates **5o–r**. The corresponding cycloadducts **13o–r** were successfully produced in moderate yields.

An important component of this project was broadening the scope of the approach towards the synthesis of bioactive molecules. For this purpose, we examined the [4+2] aryne cycloaddition of arylsilyl triflates derived from estrone **14**. The C17 ketone in

Table 2
Preparation of sterically hindered silylaryl triflates **5** from benzodioxasilines **3**.

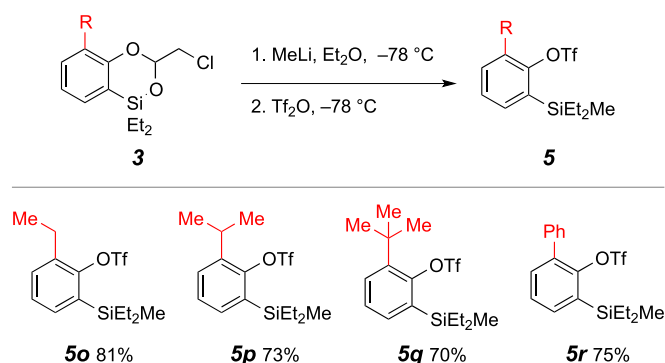
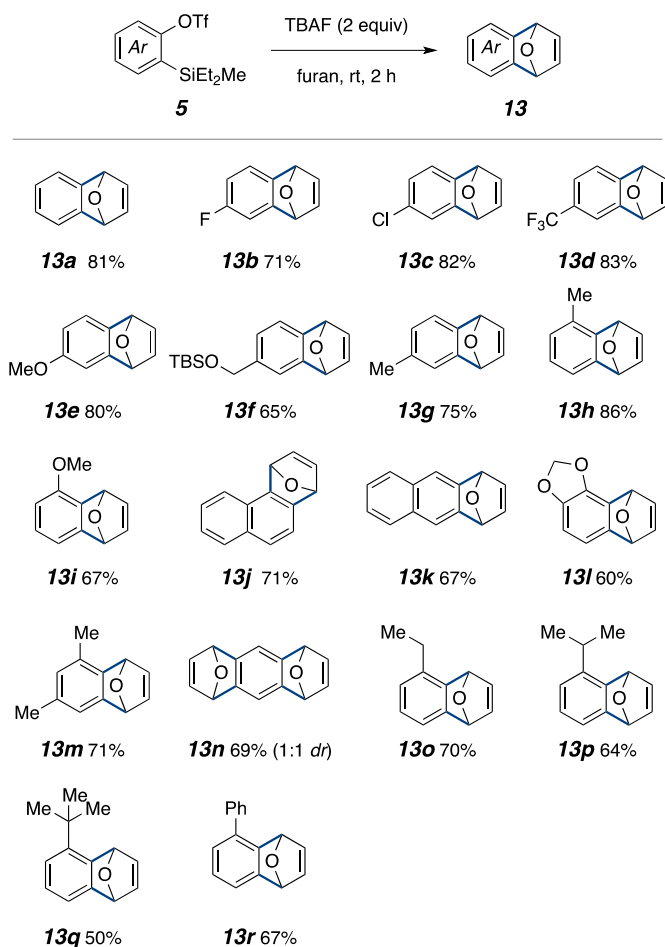


Table 3
Fluoride-mediated [4+2] aryne cycloaddition reaction of diethylmethylsilylaryl triflates **5**.



4. Experimental section

4.1. General

Reactions requiring anhydrous conditions were performed under an atmosphere of nitrogen or argon in flame or oven-dried glassware. Anhydrous toluene and dichloromethane (DCM) were distilled from CaH₂. Anhydrous tetrahydrofuran (THF) and diethyl

ether (Et₂O) were distilled from sodium and benzophenone. Triethylamine and pyridine were distilled from KOH. DMF and DMSO were stored over 4 Å molecular sieves. All other solvents and reagents from commercial sources were used as received. NMR spectra were recorded on a 500 or 300 MHz NMR spectrometer. ¹H NMR chemical shifts are referenced to chloroform (7.26 ppm) and DMSO-*d*₆ (2.50 ppm). ¹³C NMR chemical shifts are referenced to ¹³CDCl₃ (77.23 ppm) and DMSO-*d*₆ (39.52 ppm). The following

618 (s) cm^{-1} ; TLC R_f = 0.5 in 40:1 hexanes:EtOAc; HRMS (APCI/TOF) calcd for $(\text{M}+\text{H})^+$ ($\text{C}_{13}\text{H}_{20}\text{F}_3\text{O}_4\text{SSi}$) $^+$: 357.0798. Found: 357.0815.

4.2.4. 2-[Diethyl(methyl)silyl]-5-methylphenyl trifluoromethanesulfonate (**5g**)

Yield (72%, 245 mg); colorless oil; ^1H NMR (CDCl_3 , 500 MHz) δ 7.39 (d, J = 7.9 Hz, 1H, Ar–H), 7.17–7.14 (m, 2H, Ar–H), 2.39 (s, 3H, Ar–CH $_3$), 0.95–0.83 [m, 10H, Si(CH_2CH_3) $_2$], and 0.32 (s, 3H, SiCH $_3$); ^{13}C NMR (CDCl_3 , 125 MHz) δ 155.6, 142.2, 136.9, 128.5, 127.0, 120.3, 118.7 (q, $^1J_{\text{F-C}}$ = 320.3 Hz), 21.5, 7.5, 5.6, and –5.3; IR (neat) 2957 (m), 2877 (w), 1610 (w), 1417 (s), 1204 (s), 1139 (s), 1046 (m), 839 (s), and 597 (s) cm^{-1} ; TLC R_f = 0.5 in 40:1 hexanes:EtOAc; HRMS (APCI/TOF) calcd for $(\text{M}+\text{H})^+$ ($\text{C}_{13}\text{H}_{20}\text{F}_3\text{O}_3\text{SSi}$) $^+$: 341.0849. Found: 341.0873.

4.2.5. 2-[Diethyl(methyl)silyl]-6-methylphenyl trifluoromethanesulfonate (**5h**)

Yield (66%, 224 mg); colorless oil; ^1H NMR (CDCl_3 , 500 MHz) δ 7.39 (dd, J = 6.9, 2.2 Hz, 1H, Ar–H), 7.31 (dd, J = 7.5, 2.2 Hz, 1H, Ar–H), 7.28 (dd, J = 7.5, 6.9 Hz, 1H, Ar–H), 2.40 (s, 3H, Ar–CH $_3$), 0.99–0.87 [m, 10H, Si(CH_2CH_3) $_2$], and 0.37 (s, 3H, SiCH $_3$); ^{13}C NMR (CDCl_3 , 125 MHz) δ 151.6, 135.3, 134.0, 132.8, 131.7, 128.1, 118.9 (q, $^1J_{\text{F-C}}$ = 319.8 Hz), 17.6, 7.5, 6.1, and –4.5; IR (neat) 2957 (m), 2875 (w), 1587 (w), 1455 (s), 1232 (s), 1115 (s), 1026 (m), 881 (s), and 610 (s) cm^{-1} ; TLC R_f = 0.5 in 40:1 hexanes:EtOAc; HRMS (APCI/TOF) calcd for $(\text{M}+\text{H})^+$ ($\text{C}_{13}\text{H}_{20}\text{F}_3\text{O}_3\text{SSi}$) $^+$: 341.0849. Found: 341.0818.

4.2.6. 2-[Diethyl(methyl)silyl]-6-methoxyphenyl trifluoromethanesulfonate (**5i**)

Yield (65%, 231 mg); colorless oil; ^1H NMR (CDCl_3 , 500 MHz) δ 7.30 (dd, J = 7.8, 7.8 Hz, 1H, Ar–H), 7.04 (dd, J = 7.8, 1.5 Hz, 1H, Ar–H), 7.03 (dd, J = 7.8, 1.5 Hz, 1H, Ar–H), 3.86 (s, 3H, Ar–OCH $_3$), 0.96–0.86 [m, 10H, Si(CH_2CH_3) $_2$], and 0.35 (s, 3H, SiCH $_3$); ^{13}C NMR (CDCl_3 , 125 MHz) δ 150.3, 143.6, 133.4, 128.7, 127.6, 119.2 (q, $^1J_{\text{F-C}}$ = 321.6 Hz), 114.1, 55.7, 7.5, 5.6, and –5.1; IR (neat) 2957 (m), 2879 (w), 1575 (w), 1461 (s), 1203 (s), 1137 (s), 1030 (m), 870 (s), and 631 (s) cm^{-1} ; TLC R_f = 0.5 in 40:1 hexanes:EtOAc; HRMS (APCI/TOF) calcd for $(\text{M}+\text{H})^+$ ($\text{C}_{13}\text{H}_{20}\text{F}_3\text{O}_4\text{SSi}$) $^+$: 357.0798. Found: 357.0776.

4.2.7. 2-[Diethyl(methyl)silyl]naphthalen-1-yl trifluoromethanesulfonate (**5j**)

Yield (60%, 226 mg) colorless oil; ^1H NMR (CDCl_3 , 500 MHz) δ 7.90 (dd, J = 7.0, 1.3 Hz, 1H, Ar–H), 7.87 (ddd, J = 8.1, 1.1, 0.4 Hz, 1H, Ar–H), 7.82 (dd, J = 8.2, 1.4 Hz, 1H, Ar–H), 7.77 (dd, J = 8.1, 1.1 Hz, 1H, Ar–H), 7.53 (dd, J = 8.1, 7.0 Hz, 1H, Ar–H), 7.45 (dd, J = 8.1, 8.1 Hz, 1H, Ar–H), 0.99–0.90 [m, 10H, Si(CH_2CH_3) $_2$], and 0.40 (s, 3H, SiCH $_3$); ^{13}C NMR (CDCl_3 , 76 MHz) δ 148.6, 137.9, 136.0, 132.2, 129.9, 129.3, 129.0, 126.2, 124.6, 118.9 (q, $^1J_{\text{F-C}}$ = 320.2 Hz), 114.9, 7.9, 7.3, –2.7; IR (neat) 2956 (m), 2877 (w), 1485 (s), 1192 (s), 1111 (s), 1051 (w), 890 (s), and 650 (s) cm^{-1} ; TLC R_f = 0.5 in 80:1 hexanes:EtOAc; HRMS (APCI/TOF) calcd for $(\text{M}+\text{H})^+$ ($\text{C}_{16}\text{H}_{20}\text{F}_3\text{O}_3\text{SSi}$) $^+$: 376.0776. Found: 376.0759.

4.2.8. 3-[Diethyl(methyl)silyl]naphthalen-2-yl trifluoromethanesulfonate (**5k**)

Yield (66%, 248 mg); colorless oil; ^1H NMR (CDCl_3 , 500 MHz) δ 8.00 (s, 1H, Ar–H), 7.88 (dd, J = 6.8, 2.2 Hz, 1H, Ar–H), 7.85 (dd, J = 6.8, 2.2 Hz, 1H, Ar–H), 7.82 (s, 1H, Ar–H), 7.59–7.53 (m, 2H, Ar–H), 1.01–0.92 [m, 10H, Si(CH_2CH_3) $_2$], and 0.42 (s, 3H, SiCH $_3$); ^{13}C NMR (CDCl_3 , 125 MHz) δ 152.9, 138.5, 134.3, 131.9, 129.2, 128.15, 127.99, 127.95, 127.1, 118.8 (q, $^1J_{\text{F-C}}$ = 320.3 Hz), 116.6, 7.5, 5.6, and –5.2; IR (neat) 2957 (m), 2874 (w), 1532 (w), 1474 (s), 1202 (s), 1109 (s), 1046 (m), 874 (s), and 637 (s) cm^{-1} ; TLC R_f = 0.5 in 40:1 hexanes:EtOAc. HRMS (APCI/TOF) calcd for $(\text{M}+\text{H})^+$

($\text{C}_{16}\text{H}_{20}\text{F}_3\text{O}_3\text{SSi}$) $^+$: 377.0849. Found: 377.0817.

4.2.9. 4-[Diethyl(methyl)silyl]benzo[d][1,3]dioxol-5-yl trifluoromethanesulfonate (**5l**)

Yield (53%, 196 mg); colorless oil; ^1H NMR (CDCl_3 , 500 MHz) δ 6.79 (app s, 2H, Ar–H), 5.98 (s, 2H, OCH $_2$ O), 0.98–0.84 (m, 10H, Si(CH_2CH_3) $_2$), and 0.38 (s, 3H, SiCH $_3$); ^{13}C NMR (CDCl_3 , 125 MHz) δ 153.8, 148.7, 145.8, 118.7 (q, $^1J_{\text{F-C}}$ = 320.3 Hz), 113.5, 112.7, 109.1, 101.6, 7.4, 6.0, and –4.6; IR (neat) 2955 (m), 2865 (w), 1581 (w), 1465 (s), 1208 (s), 1124 (s), 1030 (m), 869 (s), and 661 (s) cm^{-1} ; TLC R_f = 0.5 in 40:1 hexanes:EtOAc; HRMS (APCI/TOF) calcd for $(\text{M}+\text{H})^+$ ($\text{C}_{13}\text{H}_{18}\text{F}_3\text{O}_5\text{SSi}$) $^+$: 371.0591. Found: 371.0585.

4.2.10. 2-[Diethyl(methyl)silyl]-4,6-dimethylphenyl trifluoromethanesulfonate (**5m**)

Yield (72%, 255 mg); colorless oil; ^1H NMR (CDCl_3 , 500 MHz) δ 7.18 (d, J = 2.3 Hz, 1H, Ar–H), 7.13 (d, J = 2.3 Hz, 1H, Ar–H), 2.38 (s, 3H, Ar–CH $_3$), 2.36 (s, 3H, Ar–CH $_3$), 1.01–0.92 [m, 10H, Si(CH_2CH_3) $_2$], and 0.39 (s, 3H, SiCH $_3$); ^{13}C NMR (CDCl_3 , 125 MHz) δ 149.6, 137.7, 135.7, 134.6, 132.4, 131.2, 119.0 (q, $^1J_{\text{F-C}}$ = 320.1 Hz), 20.9, 17.5, 7.6, 6.1, and –4.5; IR (neat) 2956 (m), 2877 (w), 1460 (s), 1221 (s), 900 (s), 1039 (m), 865 (s), and 633 (s) cm^{-1} ; TLC R_f = 0.5 in 40:1 hexanes:EtOAc; HRMS (APCI/TOF) calcd for $(\text{M}+\text{H})^+$ ($\text{C}_{14}\text{H}_{22}\text{F}_3\text{O}_3\text{SSi}$) $^+$: 355.1006. Found: 355.1013.

4.2.11. 2,5-bis[diethyl(methyl)silyl]-1,4-phenylene bis(trifluoromethanesulfonate) (**5n**)

Yield (74%, 425 mg); colorless oil; ^1H NMR (CDCl_3 , 500 MHz) δ 7.47 (s, 2H, Ar–H), 0.99–0.88 [m, 20H, Si(CH_2CH_3) $_2$], and 0.37 (s, 6H, SiCH $_3$); ^{13}C NMR (CDCl_3 , 125 MHz) δ 153.5, 135.8, 127.7, 118.8 (q, $^1J_{\text{F-C}}$ = 320.6 Hz), 7.2, 5.2, and –5.7; IR (neat) 2958 (m), 2879 (w), 1461 (w), 1422 (s), 1223 (s), 1137 (s), 1078 (m), 884 (s), and 615 (s) cm^{-1} ; TLC R_f = 0.5 in 20:1 hexanes:EtOAc; HRMS (APCI/TOF) calcd for $(\text{M}+\text{H})^+$ ($\text{C}_{28}\text{H}_{48}\text{F}_6\text{O}_6\text{S}_2\text{Si}_2$) $^+$: 575.0843. Found: 575.0817.

4.2.12. 2-[Diethyl(methyl)silyl]-6-ethylphenyl trifluoromethanesulfonate (**5o**)

Yield (81%, 287 mg); colorless oil; ^1H NMR (CDCl_3 , 500 MHz) δ 7.40 (dd, J = 7.3, 2.1 Hz, 1H, Ar–H), 7.37 (dd, J = 7.3, 2.1 Hz, 1H, Ar–H), 7.33 (dd, J = 7.3, 7.3 Hz, 1H, Ar–H), 2.79 (q, J = 7.6 Hz, 2H, Ar–CH $_2$ CH $_3$), 1.25 (t, J = 7.6 Hz, 3H, Ar–CH $_2$ CH $_3$), 0.99–0.87 [m, 10H, Si(CH_2CH_3) $_2$], and 0.37 (s, 3H, SiCH $_3$); ^{13}C NMR (CDCl_3 , 125 MHz) δ 150.7, 137.5, 135.3, 132.9, 131.9, 128.3, 118.9 (q, $^1J_{\text{F-C}}$ = 319.35 Hz), 23.5, 14.2, 7.5, 6.2, and –4.4; IR (neat) 2957 (m), 2878 (w), 1576 (w), 1467 (s), 1211 (s), 1121 (s), 1034 (m), 889 (s), and 618 (s) cm^{-1} ; TLC R_f = 0.5 in 80:1 hexanes:EtOAc; HRMS (APCI/TOF) calcd for $(\text{M}+\text{H})^+$ ($\text{C}_{14}\text{H}_{22}\text{F}_3\text{O}_3\text{SSi}$) $^+$: 355.1006. Found: 355.1018.

4.2.13. 2-[Diethyl(methyl)silyl]-6-isopropylphenyl trifluoromethanesulfonate (**5p**)

Yield (269 mg, 73%); colorless oil; ^1H NMR (CDCl_3 , 500 MHz) δ 7.42 (dd, J = 7.0, 2.5 Hz, 1H, Ar–H), 7.38–7.33 (m, 2H, Ar–H), 3.31 [hept, J = 6.8 Hz, 1H, Ar–CH(CH_3) $_2$], 1.24 [d, J = 6.8 Hz, 6H, Ar–CH(CH_3) $_2$], 0.96–0.87 [m, 10H, Si(CH_2CH_3) $_2$], and 0.35 (s, 3H, SiCH $_3$); ^{13}C NMR (CDCl_3 , 125 MHz) δ 149.5, 142.2, 135.2, 133.0, 129.3, 128.4, 118.8 (q, $^1J_{\text{F-C}}$ = 317.3 Hz), 27.3, 23.7, 7.6, 6.2, and –4.3; IR (neat) 2958 (m), 2877 (w), 1571 (w), 1447 (s), 1201 (s), 1154 (s), 1027 (m), 892 (s), and 636 (s) cm^{-1} ; TLC R_f = 0.5 in 80:1 hexanes:EtOAc; HRMS (APCI/TOF) calcd for $(\text{M}+\text{H})^+$ ($\text{C}_{15}\text{H}_{24}\text{F}_3\text{O}_3\text{SSi}$) $^+$: 369.1162. Found: 369.1145.

4.2.14. 2-(Tert-butyl)-6-[diethyl(methyl)silyl]phenyl trifluoromethanesulfonate (**5q**)

Yield (70%, 267 mg); colorless oil; ^1H NMR (CDCl_3 , 500 MHz) δ 7.55 (dd, J = 7.8, 1.9 Hz, 1H, Ar–H), 7.37 (dd, J = 7.2, 1.9 Hz, 1H,

Ar–H), 7.30 (dd, $J = 7.8, 7.2$ Hz, 1H, Ar–H), 1.43 [s, 9H, C(CH₃)₃], 0.95–0.84 [m, 10H Si(CH₂CH₃)₂], and 0.32 (s, 3H, SiCH₃); ¹³C NMR (CDCl₃, 125 MHz) δ 148.2, 143.8, 135.6, 134.6, 131.8, 127.6, 118.6 (q, ¹J_{F–C} = 320.3 Hz), 36.5, 32.1, 7.6, 6.9, and –3.6; IR (neat) 2957 (m), 2878 (w), 1564 (w), 1443 (s), 1236 (s), 1163 (s), 1041 (m), 874 (s), and 608 (s) cm^{–1}; TLC $R_f = 0.5$ in hexanes. HRMS (APCI/TOF) calcd for (M+H)⁺ (C₁₆H₂₆F₃O₃SSi)⁺: 383.1319. Found: 383.1304.

4.2.15. 3-[Diethyl(methyl)silyl]-(1,1'-biphenyl)-2-yl trifluoromethanesulfonate (**5r**)

Yield (75%, 301 mg); colorless oil; ¹H NMR (CDCl₃, 500 MHz) δ 7.54–7.52 (m, 1H, Ar–H), 7.45–7.37 (m, 7H, Ar–H), 1.02–0.93 [m, 10H, Si(CH₂CH₃)₂], and 0.42 (s, 3H, SiCH₃); ¹³C NMR (CDCl₃, 125 MHz) δ 150.1, 137.1, 136.5, 133.96, 133.85, 129.8, 128.6, 128.2, 118.2 (q, ¹J_{F–C} = 320.7 Hz), 7.6, 6.2, and –4.3; IR (neat) 2957 (m), 2878 (w), 1556 (w), 1435 (s), 1221 (s), 1133 (s), 1024 (m), 869 (s), and 798 (s) cm^{–1}; TLC $R_f = 0.5$ in 80:1 hexanes:EtOAc; HRMS (APCI/TOF) calcd for (M+H)⁺ (C₁₈H₂₂F₃O₃SSi)⁺: 403.1006. Found: 403.9985.

4.3. General procedure for fluoride-mediated benzyne cycloaddition reactions (**13**)

Arylsilyl triflate (0.5 mmol) **5** was dissolved in furan (0.2 mL) and placed in a 4 mL vial. TBAF (1.2 equiv, 1 M in THF) was added into the reaction mixture at rt. The septum on the vial was replaced by a screw cap with a Teflon liner, and the mixture was stirred at rt for 2 h. The reaction was quenched by adding saturated aqueous ammonium chloride. The reaction mixture was extracted with diethyl ether and concentrated *in vacuo* to afford the crude mixture, which was purified by MPLC (hexanes/EtOAc = 10:1, 5 mL/min, retention time 7–15 min) to afford 1,4-dihydro-1,4-epoxynaphthalenes **13**.

4.3.1. 6-(Trifluoromethyl)-1,4-dihydro-1,4-epoxynaphthalene (**13d**)

Yield (83%, 88 mg) colorless oil; ¹H NMR (CDCl₃, 300 MHz) δ 7.46 (s, 1H, Ar–H), 7.33 (d, $J = 7.4$ Hz, 1H, Ar–H), 7.29 (d, $J = 7.4$ Hz, 1H, Ar–H), 7.06 (dd, $J = 5.5, 1.7$ Hz, 1H, CH(O)CH=CH), 7.04 (dd, $J = 5.5, 1.8$ Hz, 1H, CH(O)CH=CH), and 5.77 (app s, 2H, CHOCH); ¹³C NMR (CDCl₃, 76 MHz) δ 153.4, 150.5, 143.3, 142.9, 127.7 (q, ²J_{F–C} = 32.3 Hz), 124.3 (q, ¹J_{F–C} = 271.6 Hz), 123.2 (q, ³J_{F–C} = 4.3 Hz), 120.2, 117.2 (q, ³J_{F–C} = 3.6 Hz), and 82.3 (2). IR (neat): 3035 (w), 2956 (m), 2924 (m), 2853 (m), 1703 (w), 1631 (m), 1527 (m), 1222 (s), 1087 (s), 1031 (s), and 826 (m) cm^{–1}; TLC $R_f = 0.5$ in 5:1 hexanes:EtOAc; HRMS (APCI/TOF) calcd for (M+H)⁺ (C₁₁H₈F₃O)⁺: 213.0522. Found: 213.0514.

4.3.2. Tert-butyl[(1,4-dihydro-1,4-epoxynaphthalen-6-yl)methoxy]dimethylsilane (**13e**)

Yield (80%, 47 mg); colorless oil; ¹H NMR (CDCl₃, 500 MHz) δ 7.24 (s, 1H, Ar–H), 7.18 (d, $J = 7.2$ Hz, 1H, Ar–H), 7.01 [nfom, 2H, CH(O)CH=CH], 6.91 (d, $J = 7.2$ Hz, 1H, Ar–H), 5.70 (s, 2H, CHOCH), 4.67 (s, 2H, Ar–CH₂OTBS), 0.93 [s, 9H, OSi(CH₃)₃], and 0.09 [s, 6H, OSi(CH₃)₂]; ¹³C NMR (CDCl₃, 125 MHz) δ 149.5, 147.9, 143.27, 143.12, 138.8, 122.7, 120.0, 118.8, 82.58, 82.41, 65.2, 26.2, 18.6, and –5.0; IR (neat) 3053 (m), 2874 (w), 1600 (w), 1460 (m), 1415 (s), 1278 (m), 1209 (s), 1139 (s), 1045 (s), 845 (s), 695 (s), and 571 (m) cm^{–1}; TLC $R_f = 0.5$ in 5:1 hexanes:EtOAc; HRMS (APCI/TOF) calcd for (M+H)⁺ (C₁₇H₂₅O₂Si)⁺: 289.1618. Found: 289.1602.

4.3.3. 6-Methoxy-1,4-dihydro-1,4-epoxynaphthalene (**13f**)

Yield (65%, 94 mg); colorless oil; ¹H NMR (CDCl₃, 500 MHz) δ 7.13 (d, $J = 7.8$ Hz, 1H, Ar–H), 7.03 [dd, $J = 5.6, 1.8$ Hz, 1H, CH(O)CH=CH], 6.99 [dd, $J = 5.6, 1.8$ Hz, 1H, CH(O)CH=CH], 6.91 (d, $J = 2.2$ Hz, 1H, Ar–H), 6.42 (dd, $J = 7.8, 2.2$ Hz, 1H, Ar–H), 5.68 (app s, 1H, CHOCH), 5.66 (app s, 1H, CHOCH), and 3.77 (s, 3H, Ar–OCH₃); ¹³C NMR (CDCl₃, 125 MHz) δ 157.6, 151.2, 143.7, 142.4, 140.6, 120.6,

109.9, 107.4, 82.6, 82.2, and 55.8; IR (neat) 3036 (w), 2961 (w), 2909 (w), 1632 (m), 1516 (m), 1481 (m), 1264 (s), 1217 (s), 1030 (m), 812 (s), and 560 (m) cm^{–1}; TLC $R_f = 0.5$ in 5:1 hexanes:EtOAc; HRMS (APCI/TOF) calcd for (M+H)⁺ (C₁₁H₁₁O₂)⁺: 175.0754. Found: 175.0737.

4.3.4. 6-Methyl-1,4-dihydro-1,4-epoxynaphthalene (**13g**)

Yield (75%, 35 mg); colorless oil; ¹H NMR (CDCl₃, 500 MHz) δ 7.13 (d, $J = 7.2$ Hz, 1H, Ar–H), 7.10 (s, 1H, Ar–H), 7.02 [dd, $J = 5.5, 1.7$ Hz, 1H, CH(O)CH=CH], 7.01 [dd, $J = 5.5, 1.7$ Hz, 1H, CH(O)CH=CH], 6.77 (d, $J = 7.2$ Hz, 1H, Ar–H), 5.69 (app s, 1H, CHOCH), 5.67 (app s, 1H, CHOCH), and 2.30 (s, 3H, Ar–CH₃); ¹³C NMR (CDCl₃, 125 MHz) δ 149.5, 146.2, 143.4, 143.0, 135.0, 125.2, 121.8, 120.1, 82.50, 82.38, and 21.5; IR (neat) 3038 (m), 2954 (w), 1620 (w), 1599 (w), 1459 (m), 1279 (s), 1165 (m), 1020 (s), 845 (s), 641 (s), and 573 (s) cm^{–1}; TLC $R_f = 0.5$ in 5:1 hexanes:EtOAc; HRMS (APCI/TOF) calcd for (M+H)⁺ (C₁₁H₁₁O)⁺: 159.0804. Found: 159.0821.

4.3.5. 5-Methyl-1,4-dihydro-1,4-epoxynaphthalene (**13h**)

Yield (86%, 68 mg); colorless oil; ¹H NMR (CDCl₃, 300 MHz) δ 7.09 (d, $J = 6.9$ Hz, 1H, Ar–H), 7.07–6.99 [m, 2H, CH(O)CH=CH], 6.88 (dd, $J = 7.6, 6.9$ Hz, 1H, Ar–H), 6.78 (d, $J = 7.6$ Hz, 1H, Ar–H), 5.81 (app s, 1H, CHOCH), 5.71 (app s, 1H, CHOCH), and 2.32 (s, 3H, ArCH₃); ¹³C NMR (CDCl₃, 76 MHz) δ 148.7, 147.4, 143.2, 142.7, 130.1, 126.8, 125.1, 117.9, 82.6, 80.9, and 18.2; IR (neat) 3036 (m), 2841 (w), 1632 (w), 1465 (m), 1522 (s), 1216 (s), 1347 (s), 1014 (s), 835 (m), 662 (s), and 573 (m) cm^{–1}; TLC $R_f = 0.5$ in 5:1 hexanes:EtOAc; HRMS (APCI/TOF) calcd for (M+H)⁺ (C₁₁H₁₁O)⁺: 159.0804. Found: 159.0791.

4.3.6. 5-Methoxy-1,4-dihydro-1,4-epoxynaphthalene (**13i**)

Yield (60%, 56 mg); colorless oil; ¹H NMR (CDCl₃, 500 MHz) δ 7.07 [dd, $J = 5.5, 1.8$ Hz, 1H, CH(O)CH=CH], 7.03 [dd, $J = 5.5, 1.8$ Hz, 1H, CH(O)CH=CH], 6.97 (dd, $J = 8.0, 7.0$ Hz, 1H, Ar–H), 6.93 (dd, $J = 7.0, 0.8$ Hz, 1H, Ar–H), 6.59 (dd, $J = 8.0, 0.8$ Hz, 1H, Ar–H), 5.95 (app s, 1H, CHOCH), 5.70 (app s, 1H, CHOCH), and 3.83 (s, 3H, Ar–CH₃); ¹³C NMR (CDCl₃, 76 MHz) δ 153.1, 151.7, 143.23, 143.08, 135.2, 127.2, 113.9, 110.5, 82.7, 80.3, and 55.9; IR (neat) 3042 (m), 2874 (w), 1642 (w), 1453 (m), 1538 (s), 1312 (m), 1167 (s), 1041 (m), 844 (m), and 521 (m) cm^{–1}; TLC $R_f = 0.5$ in 5:1 hexanes:EtOAc; HRMS (APCI/TOF) calcd for (M+H)⁺ (C₁₁H₁₁O₂)⁺: 175.0754. Found: 175.0731.

4.3.7. 1,4-Dihydro-1,4-epoxyphenanthrene (**13j**)

Yield (71%, 69 mg); pale yellow solid, mp 85–87 °C; ¹H NMR (CDCl₃, 300 MHz) δ 7.83 (dd, $J = 8.3, 8.3$ Hz, 2H, Ar–H), 7.56 (ddd, $J = 7.9, 7.9, 7.9$ Hz, 2H, Ar–H), 7.47 (dd, $J = 8.1, 7.4$ Hz, 1H, Ar–H), 7.39 (dd, $J = 8.1, 7.6$ Hz, 1H, Ar–H), 7.31–7.12 [m, 2H, CH(O)CH=CH], 6.28 (app s, 1H, CHOCH), and 5.94 (app s, 1H, CHOCH); ¹³C NMR (CDCl₃, 76 MHz) δ 148.5, 148.0, 145.1, 143.6, 132.0, 129.0, 127.8, 126.4, 125.6, 125.3, 122.9, 119.5, 83.6, and 81.4; IR (neat) 3050 (m), 2855 (w), 1655 (w), 1517 (m), 1451 (m), 1345 (s), 1147 (s), 1039 (s), 683 (s), and 482 (s); TLC $R_f = 0.5$ in 5:1 hexanes:EtOAc; HRMS (APCI/TOF) calcd for (M+H)⁺ (C₁₄H₁₁O)⁺: 194.0732. Found: 194.0741.

4.3.8. 1,4-Dihydro-1,4-epoxyanthracene (**13k**)

Yield (67%, 65 mg) pale yellow solid, mp 160–162 °C; ¹H NMR (CDCl₃, 500 MHz) δ 7.76–7.67 (m, 2H, Ar–H), 7.59 (s, 2H, Ar–H), 7.45–7.42 (m, 2H, Ar–H), 7.01–6.94 [m, 2H, CH(O)CH=CH], and 5.81 (app s, 2H, CHOCH); ¹³C NMR (CDCl₃, 125 MHz) δ 144.3, 141.9, 132.1, 128.3, 126.3, 118.8, and 82.0; IR (neat) 3024 (m), 2929 (w), 1666 (w), 1538 (m), 1454 (s), 1193 (s), 1025 (s), 843 (s), 744 (s), and 496 (m) cm^{–1}; TLC $R_f = 0.5$ in 5:1 hexanes:EtOAc; HRMS (APCI/TOF) calcd for (M+H)⁺ (C₁₄H₁₁O)⁺: 195.0804. Found: 195.0788.

4.3.9. 6,9-Dihydro-6,9-epoxynaphtho[1,2-d][1,3]dioxole (**13l**)

Yield (60%, 56 mg); colorless oil; ^1H NMR (CDCl_3 , 500 MHz) δ 7.00 [dd, $J = 5.6, 1.7$ Hz, 1H, $\text{CH}(\text{O})\text{CH}=\text{CH}$], 6.97 [dd, $J = 5.6, 1.7$ Hz, 1H, $\text{CH}(\text{O})\text{CH}=\text{CH}$], 6.72 (d, $J = 7.2$ Hz, 1H, Ar-H), 6.38 (d, $J = 7.2$ Hz, 1H, Ar-H), 5.90 (d, $J = 10.7$ Hz, 1H, $\text{OCH}_a\text{H}_b\text{O}$), 5.90 (d, $J = 10.7$ Hz, 1H, $\text{OCH}_a\text{H}_b\text{O}$), 5.85 (app s, 1H, CHOCH), and 5.65 (app s, 1H, CHOCH); ^{13}C NMR (CDCl_3 , 125 MHz) δ 146.5, 143.2 (2), 141.5, 140.6, 127.3, 113.3, 103.5, 101.1, 82.5, and 79.7; IR (neat) 3053 (m), 2960 (w), 2777 (w), 1650 (w), 1572 (m), 1458 (s), 1232 (s), 1042 (s), 954 (s), 829 (m), 638 (s), and 522 (m) cm^{-1} ; TLC $R_f = 0.5$ in 5:1 hexanes:EtOAc; HRMS (APCI/TOF) calcd for $(\text{M}+\text{H})^+$ ($\text{C}_{11}\text{H}_9\text{O}_3$) $^+$: 189.0546. Found: 189.0565.

4.3.10. 5,7-Dimethyl-1,4-dihydro-1,4-epoxynaphthalene (**13m**)

Yield (71%, 61 mg); colorless oil; ^1H NMR (CDCl_3 , 500 MHz) δ 7.03 [dd, $J = 5.5, 1.7$ Hz, 1H, $\text{CH}(\text{O})\text{CH}=\text{CH}$], 7.02 [dd, $J = 5.5, 1.7$ Hz, 1H, $\text{CH}(\text{O})\text{CH}=\text{CH}$], 6.94 (s, 1H, Ar-H), 6.60 (s, 1H, Ar-H), 5.78 (app s, 1H, CHOCH), 5.66 (app s, 1H, CHOCH), 2.28 (s, 3H, Ar- CH_3), and 2.27 (s, 3H, Ar- CH_3); ^{13}C NMR (CDCl_3 , 125 MHz) δ 149.2, 144.5, 143.08, 143.03, 134.9, 129.8, 127.0, 119.4, 82.7, 80.9, 21.3, and 18.2; IR (neat) 3047 (m), 2964 (m), 2872 (w), 1612 (w), 1481 (m), 1532 (s), 1214 (s), 1121 (s), 644 (s), and 521 (m) cm^{-1} ; TLC $R_f = 0.5$ in 5:1 hexanes:EtOAc; HRMS (APCI/TOF) calcd for $(\text{M}+\text{H})^+$ ($\text{C}_{12}\text{H}_{13}\text{O}$) $^+$: 173.0961. Found: 173.0942.

4.3.11. 1,4,5,8-Tetrahydro-1,4:5,8-diepoxyanthracene (**13n**)

Yield (69%, 72 mg) (1:1 dr); white solid, mp 189–191 °C; ^1H NMR (CDCl_3 , 500 MHz) δ 7.20 (s, 2H, Ar-H), 7.06–6.99 (m, 4H, $\text{CH}(\text{O})\text{CH}=\text{CH}$), and 5.63 (app s, 4H, CHOCH); ^{13}C NMR (CDCl_3 , 125 MHz) δ 148.0, 143.6, 114.3, and 82.6; IR (neat) 3047 (w), 2963 (m), 2877 (w), 1640 (w), 1603 (w), 1485 (m), 1528 (s), 1222 (s), 1147 (s), 1029 (s), 845 (m), 635 (s), and 516 (m) cm^{-1} ; TLC $R_f = 0.5$ in 3:1 hexanes:EtOAc; HRMS (APCI/TOF) calcd for $(\text{M}+\text{H})^+$ ($\text{C}_{14}\text{H}_{11}\text{O}_2$) $^+$: 211.0754. Found: 211.0767.

4.3.12. 5-Ethyl-1,4-dihydro-1,4-epoxynaphthalene (**13o**)

Yield (70%, 60 mg); colorless oil; ^1H NMR (CDCl_3 , 500 MHz) δ 7.12 (d, $J = 7.0$ Hz, 1H, Ar-H), 7.05–7.02 [nfom, 2H, $\text{CH}(\text{O})\text{CH}=\text{CH}$], 6.92 (dd, $J = 7.9, 7.0$ Hz, 1H, Ar-H), 6.81 (d, $J = 7.9$ Hz, 1H, Ar-H), 5.84 (app s, 1H, CHOCH), 5.72 (app s, 1H, CHOCH), 2.70 (dq, $J = 14.1, 7.6$ Hz, 1H, Ar- $\text{CH}_2\text{H}_b\text{CH}_3$), 2.63 (dq, $J = 14.1, 7.6$ Hz, 2H, Ar- $\text{CH}_2\text{H}_b\text{CH}_3$), and 1.21 (dd, $J = 7.7, 7.7$ Hz, 3H, Ar- $\text{CH}_2\text{H}_b\text{CH}_3$); ^{13}C NMR (CDCl_3 , 125 MHz) δ 148.7, 146.9, 143.4, 142.9, 136.7, 125.40, 125.34, 118.2, 82.6, 81.0, 26.2, and 16.0; IR (neat) 3050 (m), 2963 (m), 2871 (w), 1643 (w), 1609 (w), 1470 (m), 1278 (m), 1141 (m), 1087 (m), 1003 (s), 870 (s), 675 (s), and 603 (m) cm^{-1} ; TLC $R_f = 0.5$ in 10:1 hexanes:EtOAc; HRMS (APCI/TOF) calcd for $(\text{M}+\text{H})^+$ ($\text{C}_{12}\text{H}_{13}\text{O}$) $^+$: 173.0961. Found: 173.0942.

4.3.13. 5-Isopropyl-1,4-dihydro-1,4-epoxynaphthalene (**13p**)

Yield (64%, 60 mg); colorless oil; ^1H NMR (CDCl_3 , 500 MHz) δ 7.11 (d, $J = 6.9$ Hz, 1H, Ar-H), 7.05–7.01 [nfom, 2H, $\text{CH}(\text{O})\text{CH}=\text{CH}$], 6.94 (dd, $J = 7.9, 6.9$ Hz, 1H, Ar-H), 6.86 (d, $J = 7.9, 0.5$ Hz, 1H, Ar-H), 5.91 (app s, 1H, CHOCH), 5.70 (app s, 1H, CHOCH), 3.05 (hept, $J = 6.9$ Hz, 1H), 1.29 (d, $J = 6.9$ Hz, 3H), and 1.21 (d, $J = 6.9$ Hz, 3H); ^{13}C NMR (CDCl_3 , 125 MHz) δ 148.7, 146.4, 143.5, 142.9, 141.2, 125.5, 122.8, 118.3, 82.6, 81.2, 31.8, 24.3, and 23.2; IR (neat) 3052 (m), 2956 (m), 2872 (w), 1641 (w), 1611 (w), 1475 (m), 1274 (m), 1121 (m), 1065 (m), 671 (s), and 653 (m) cm^{-1} ; TLC $R_f = 0.5$ in 10:1 hexanes:EtOAc; HRMS (APCI/TOF) calcd for $(\text{M}+\text{H})^+$ ($\text{C}_{13}\text{H}_{15}\text{O}$) $^+$: 187.1117. Found: 187.1103.

4.3.14. 5-(Tert-butyl)-1,4-dihydro-1,4-epoxynaphthalene (**13q**)

Yield (50%, 50 mg); white solid, mp 53–54 °C; ^1H NMR (CDCl_3 , 500 MHz) δ 7.12 (d, $J = 6.8, 1.1$ Hz, 1H, Ar-H), 7.06–7.02 [nfom, 2H,

$\text{CH}(\text{O})\text{CH}=\text{CH}$], 6.97 (dd, $J = 8.1, 1.1$ Hz, 1H, Ar-H), 6.93 (dd, $J = 8.1, 6.8$ Hz, 1H, Ar-H), 6.15 (app s, 1H, CHOCH), 5.68 (app s, 1H, CHOCH), and 1.36 (s, 9H); ^{13}C NMR (CDCl_3 , 125 MHz) δ 149.2, 146.7, 144.1, 143.8, 142.8, 125.2, 122.6, 118.4, 83.2, 82.1, 35.5, and 31.5; IR (neat) 3066 (m), 2963 (m), 2869 (w), 1686 (w), 1588 (w), 1470 (m), 1279 (m), 1187 (m), 1120 (m), 1008 (m), 878 (s), 710 (s), and 658 (m) cm^{-1} ; TLC $R_f = 0.5$ in 10:1 hexanes:EtOAc; HRMS (APCI/TOF) calcd for $(\text{M}+\text{H})^+$ ($\text{C}_{14}\text{H}_{17}\text{O}$) $^+$: 201.1274. Found: 201.1294.

4.3.15. 5-Phenyl-1,4-dihydro-1,4-epoxynaphthalene (**13r**)

Yield (67%, 74 mg); pale yellow solid, mp 63–65 °C; ^1H NMR (CDCl_3 , 500 MHz) δ 7.51–7.45 (m, 2H, Ar-H), 7.42–7.35 (m, 3H, Ar-H), 7.29–7.25 (m, 1H, Ar-H), 7.20–7.10 [m, 2H, $\text{CH}(\text{O})\text{CH}=\text{CH}$], 7.09–7.04 (m, 2H, Ar-H), 5.84 (app s, 1H, CHOCH), and 5.78 (app s, 1H, CHOCH); ^{13}C NMR (CDCl_3 , 125 MHz) δ 149.3, 147.1, 143.5, 143.0, 139.8, 135.1, 128.9, 128.3, 127.6, 125.6, 125.4, 119.5, 82.7, and 82.0; IR (neat) 3063 (m), 2962 (m), 2872 (w), 1662 (w), 1581 (w), 1473 (m), 1282 (m), 1193 (m), 1117 (m), 1003 (m), 871 (s), and 710 (s), cm^{-1} ; TLC $R_f = 0.5$ in 10:1 hexanes:EtOAc; HRMS (APCI/TOF) calcd for $(\text{M}+\text{H})^+$ ($\text{C}_{16}\text{H}_{13}\text{O}$) $^+$: 221.0961. Found: 221.0945.

4.4. Procedure for preparation of (8R,9S,13S,14S)-13-methyl-6,7,8,9,11,12,13,14,15,16-deca-hydrospiro[cyclopenta[a]phenanthrene-17,2'-[1,3]dioxolan]-3-yl 2-chloroacetate (**15**)

A round-bottom flask (100 mL) with a magnetic stir bar and a Dean-Stark apparatus was charged with estrone **14** (3.0 g, 11.0 mmol) and *p*-TsOH (105 mg, 5 mol %). Toluene (60 mL) and ethylene glycol (3.1 mL, 55 mmol) were added and the reaction mixture was heated at reflux for 14 h. The reaction was cooled to rt, and the solvent was removed *in vacuo*, ethyl acetate (30 mL) and brine (50 mL) were added. The mixture was extracted with ethyl acetate three times, and the combined organic extract was washed with water and brine, and dried over anhydrous sodium sulfate. The volatiles were removed *in vacuo* to afford the crude product, which was directly used for a subsequent reaction without further purification. The crude product (11 mmol) and chloroacetic acid (1.9 g, 20 mmol) and DMAP (67 mg, 5 mol %) were dissolved with CH_2Cl_2 (20 mL), the reaction mixture was cooled to 0 °C with an ice bath. DCC (2.7 g, 13 mmol) was added into the reaction mixture slowly. The reaction mixture was warmed to rt and stirred for 10 h. Diethyl ether (30 mL) was added to precipitate the urea byproduct. The mixture was filtered and the filtrate was treated with saturated aqueous sodium bicarbonate. Aqueous phase was extracted with ethyl acetate three times. The combined organic extracts were washed with water and brine, and dried over anhydrous sodium sulfate. The volatiles were removed *in vacuo*, and the crude mixture was purified by flash column (hexanes: EtOAc 3:1) to afford the ester **15** (3.27 g, 76% over two steps). White solid, mp 113–115 °C; ^1H NMR (CDCl_3 , 500 MHz) δ 7.30 [d, $J = 8.1$ Hz, 1H, $H(1)$], 6.88 [dd, $J = 8.1, 2.6$ Hz, 1H, $H(2)$], 6.83 [d, $J = 2.6$ Hz, 1H, $H(4)$], 4.28 (s, 2H, CH_2Cl), 3.98–3.88 (m, 4H, $\text{OCH}_2\text{CH}_2\text{O}$), 2.88–2.84 (m, 2H, alkyl-H), 2.32 (dddd, $J = 13.2, 4.2, 4.2, 2.7$ Hz, 1H, alkyl-H), 2.26 (ddd, $J = 10.6, 10.6, 4.1$ Hz, 1H, alkyl-H), 2.03 (ddd, $J = 14.0, 11.2, 3.1$ Hz, 1H, alkyl-H), 1.93–1.74 (m, 4H, alkyl-H), 1.63 (ddd, $J = 12.1, 10.8, 7.0$ Hz, 1H, alkyl-H), 1.55–1.31 (m, 5H, alkyl-H), and 0.88 [s, 3H, $\text{CH}(18)_3$]; ^{13}C NMR (CDCl_3 , 125 MHz) δ 166.4, 148.2, 138.9, 138.8, 126.8, 121.2, 119.6, 118.2, 65.5, 64.8, 49.6, 46.3, 44.0, 41.1, 38.8, 34.4, 30.9, 29.7, 26.9, 26.2, 22.6, and 14.5; IR (neat) 2935 (m), 2864 (m), 1775 (s), 1724 (m), 1493 (m), 1304 (m), 1190 (s), 1042 (m), and 804 (m) cm^{-1} . m.p. 76–78 °C; TLC $R_f = 0.5$ in 3:1 hexanes:EtOAc; HRMS (APCI/TOF) calcd for $(\text{M}+\text{H})^+$ ($\text{C}_{22}\text{H}_{28}\text{ClO}_4$) $^+$: 391.1671. Found: 391.1659.

4.5. Procedure for preparation of (8*R*,9*S*,13*S*,14*S*)-3-[diethyl(methyl)silyl]-13-methyl-6,7,8,9,11,12,13,14,15,16-decahydrospiro(cyclopenta[*a*]phenanthrene-17,2'-[1,3]dioxolan)-2-yl trifluoromethanesulfonate (**18**)

C2-silyl phenol **17** (414 mg, 1 mmol) and pyridine (0.12 mL, 1.5 mmol) in CH₂Cl₂ (2 mL, 1 M) were cooled to 0 °C with an ice bath. Trifluoromethanesulfonyl anhydride (0.25 mL, 1.5 mmol) was added into the reaction mixture dropwise. The reaction mixture was stirred at 0 °C for 1 h and an additional 30 min at rt. The reaction was quenched by saturated aqueous sodium bicarbonate and was extracted with diethyl ether three times. The combined organic extracts were washed with water two times and brine, and dried over anhydrous sodium sulfate. The volatiles were removed *in vacuo*, and the crude mixture was purified by MPLC (hexanes/EtOAc = 5:1, 5 mL/min) to afford arylsilyl triflate **18**. White solid; Yield (90%, 491 mg) ¹H NMR (CDCl₃, 500 MHz) δ 7.39 (s, 1H, Ar–H), 7.01 (s, 1H, Ar–H), 3.99–3.88 (m, 4H, OCH₂CH₂O), 2.87 (dd, *J* = 8.4, 4.0 Hz, 2H, alkyl-H), 2.37–2.31 (m, 1H, alkyl-H), 2.30–2.25 (m, 1H, alkyl-H), 2.04 (ddd, *J* = 14.1, 11.6, 2.7 Hz, 1H, alkyl-H), 1.94–1.76 (m, 4H alkyl-H), 1.64 (ddd, *J* = 11.9, 10.9, 7.0 Hz, 1H alkyl-H), 1.56 (ddd, *J* = 12.6, 3.3, 2.6 Hz, 1H alkyl-H), 1.55–1.33 (m, 4H), 0.89 [s, 3H CH(18)₃], 0.97–0.80 [m, 10H, Si(CH₂CH₃)₂], and 0.30 (s, 3H, SiCH₃); ¹³C NMR (CDCl₃, 125 MHz) δ 153.5, 141.0, 139.8, 134.1, 126.8, 119.58, 119.51, 118.7 (q, ¹*J*_{F-C} = 319.6 Hz), 65.5, 64.8, 49.5, 46.3, 44.0, 38.8, 34.4, 30.8, 29.9, 26.8, 26.1, 22.6, 14.5, 7.6, 5.68, 5.59, and –5.2; IR (neat) 2957 (m), 2874 (w), 1493 (m), 1304 (m), 1190 (s), 1042 (m), and 804 (m) (s) cm^{–1}; TLC *R*_f = 0.5 in 5:1 hexanes:EtOAc; HRMS (APCI/TOF) calcd for (M+H)⁺ (C₂₆H₃₈F₃O₅SSi)⁺: 547.2156. Found: 547.2139.

4.6. (3*aS*,3*bR*,11*bS*,13*aS*)-13*a*-Methyl-2,3,3*a*,3*b*,4,5,7,10,11*b*,12,13,13*a*-dodecahydrospiro[7,10-epoxycyclopenta[*c*]tetraphene-1,2'-[1,3]dioxolane] (**19**)

C2-Silyl triflate **18** (109 mg, 0.2 mmol) was dissolved in furan (0.2 mL). TBAF (0.6 mL, 0.24 mmol, 1 M in THF) was added to the reaction mixture at rt. The septum on the vial was replaced by a screw cap with a Teflon liner, and the mixture was stirred at rt for 2 h. Reaction progress was monitored by TLC until full conversion of **18**. TLC showed two spots, indicating formation of compound **19** and **20**. The reaction was quenched by adding saturated aqueous ammonium chloride. The reaction mixture was extracted with diethyl ether and concentrated *in vacuo* to afford a mixture of **19** and **20** (4:1), which was used for next step without further purification. White solid; Yield (60%, 44 mg) (1.2:1 *dr*). ¹H NMR (CDCl₃, 500 MHz) δ 7.25 (s, 0.45H, Ar–H), 7.24 (s, 0.55H, Ar–H), 7.02–6.98 [m, 3H, Ar–H and CH(O)CH=CH], 5.66–5.65 (m, 2H, CHOCH), 3.98–3.87 (m, 4H, OCH₂CH₂O), 2.85–2.72 (m, *J* = 2.9 Hz, 2H, Alkyl-H), 2.32–2.28 (m, 1H, Alkyl-H), 2.27–2.19 (m, 1H, Alkyl-H), 2.05–1.99 (m, 1H, Alkyl-H), 1.89–1.73 (m, 4H, Alkyl-H), 1.65–1.59 (m, 1H, Alkyl-H), 1.56–1.51 (m, 1H, Alkyl-H), 1.49–1.31 (m, 4H, Alkyl-H), 0.88 [s, 1.35H, CH(18)₃], and 0.86 [s, 1.65H CH(18)₃]; ¹³C NMR (CDCl₃, 125 MHz) δ 146.34, 146.32, 146.21, 146.09, 143.24, 143.20, 143.01 (2), 136.84, 136.73, 133.31, 133.27, 121.57, 121.52, 119.62, 119.60, 118.0 (2), 82.58, 82.55, 82.36, 82.28, 65.5 (2), 64.8 (2), 49.61, 49.57, 46.34, 46.32, 44.47, 44.39, 39.18, 39.13, 34.4 (2), 31.0 (2), 30.1 (2), 27.11, 27.09, 26.44, 26.30, 22.6 (2), and 14.5 (2); IR (neat) 3061 (m), 2957 (m), 2873 (w), 1491 (m), 1205 (m), 1192 (s), 1041 (m), and 814 (m) (s) cm^{–1}; TLC *R*_f = 0.4 in 5:1 hexanes:EtOAc; HRMS (APCI/TOF) calcd for (M+H)⁺ (C₂₄H₂₉O₃)⁺: 365.2111. Found: 365.2085.

4.7. Procedure for preparation of (3*aS*,3*bR*,11*bS*,13*aS*)-13*a*-Methyl-2,3,3*a*,3*b*,4,5,7,10,11*b*,12,13,13*a*-dodecahydro-1*H*-7,10-epoxycyclopenta[*c*]tetraphen-1-one (**20**)

The crude mixture of **19** was dissolved in a mixture of THF/H₂O (0.5 mL, 1:1, 0.1 M). Hydrochloric acid (0.5 mL, 1 M) was added and the mixture was stirred at rt for 5 h. The reaction was quenched by adding saturated aqueous sodium bicarbonate. The reaction mixture was extracted with diethyl ether three times and concentrated *in vacuo* to afford the crude mixture, which was purified by MPLC (hexanes/EtOAc = 5:1, 5 mL/min, retention time 15 min) to provide **20**. Yield (72%, 46 mg) (1.2:1 *dr*); White solid; ¹H NMR (CDCl₃, 500 MHz) δ 7.24 (s, 0.45H, Ar–H), 7.24 (s, 0.55H, Ar–H), 7.02–6.98 [m, 3H, Ar–H and CH(O)CH=CH], 5.66 (app s, 2H, CHOCH), 2.86–2.82 (m, 2H, Alkyl-H), 2.50 (ddd, *J* = 19.0, 8.7, 2.3 Hz, 1H, Alkyl-H), 2.41–2.35 (m, 1H, Alkyl-H), 2.27–2.24 (m, 1H, Alkyl-H), 2.18–2.10 (m, 1H, Alkyl-H), 2.07–1.94 (m, 3H, Alkyl-H), 1.63–1.42 (m, 6H, Alkyl-H), 0.91 [s, 1.35H, CH(18)₃], and 0.89 [s, 1.65H, CH(18)₃]; ¹³C NMR (CDCl₃, 125 MHz) δ 221.1 (2), 146.60, 146.58, 146.44 (2), 143.25, 143.23, 142.99, 142.96, 136.17, 136.07, 133.08, 133.05, 121.58, 121.54, 117.9 (2), 82.57, 82.54, 82.35, 82.27, 50.6 (2), 48.21, 48.19, 44.81, 44.73, 38.51, 38.47, 36.1 (2), 31.8 (2), 30.0 (2), 26.7 (2), 26.23, 26.10, 21.8 (2), and 14.1 (2); IR (neat) 3053 (m), 2961 (m), 2874 (w), 1631 (w), 1442 (m), 1222 (m), 1191 (m), 1115 (m), 1001 (m), 851 (s), 706 (s), cm^{–1}; TLC *R*_f = 0.5 in 3:1 hexanes:EtOAc; HRMS (APCI/TOF) calcd for (M+H)⁺ (C₂₂H₂₅O₂)⁺: 321.1849. Found: 321.1855.

Acknowledgments

This work was supported by the National Institutes of Health (GM116031) and the ACS Petroleum Research Fund (PRF# 54831-DN1) for support. The NSF (CHE- 0234811 and CHE-0840509) is acknowledged for partial funding of the purchases of the NMR spectrometers used in this work. This paper is dedicated to the memory of his former colleague and friend, Dr. James P. Bacci (1979–2015).

Appendix A. Supplementary data

Supplementary data related to this article can be found at <http://dx.doi.org/10.1016/j.tet.2016.12.002>.

References

- Roberts JD, Simmons HE, Carlsmith L, Vaughan CW. *J Am Chem Soc.* 1953;75:3290–3291.
- (a) Goetz AE, Shah TK, Garg NK. *Chem Commun.* 2015;51:34–45; (b) Tadross PM, Stoltz BM. *Chem Rev.* 2012;112:3550–3577.
- (a) Pérez D, Peña D, Guitián E. *Eur J Org Chem.* 2013;2013:5981–6013; (b) Wu D, Ge H, Liu SH, Yin J. *RSC Adv.* 2013;3:22727–22738.
- Truong T, Daugulis O. *Chem Sci.* 2013;4:531–535.
- (a) Allan KM, Gilmore CD, Stoltz BM. *Angew Chem.* 2011;123:4580–4583; (b) Smith AB, Kim W-S. *Proc Natl Acad Sci U S A.* 2011;108:6787–6792; (c) Goetz AE, Garg NK. *Nat Chem.* 2013;5:54; (d) Yoshida H, Yoshida R, Takaki K. *Angew Chem, Int Ed.* 2013;52:8629–8632; (e) Hendrick CE, McDonald SL, Wang Q. *Org Lett.* 2013;15:3444–3447; (f) Bhojgude SS, Thangaraj M, Suresh E, Biju AT. *Org Lett.* 2014;16:3576–3579; (g) Liu F-L, Chen J-R, Zou Y-Q, Wei Q, Xiao W-J. *Org Lett.* 2014;16:3768–3771; (h) Pandya VG, Mhaske SB. *Org Lett.* 2014;16:3836–3839; (i) Sumida Y, Harada R, Kato-Sumida T, Johmoto K, Uekusa H, Hosoya T. *Org Lett.* 2014;16:6240–6243; (j) Hendrick CE, Wang Q. *J Org Chem.* 2014;80:1059–1069; (k) Yoshida S, Yano T, Misawa Y, et al. *J Am Chem Soc.* 2015;137:14071–14074; (l) Peng X, Ma C, Tung C-H, Xu Z. *Org Lett.* 2016;18:4154–4157; (m) Shu W-M, Zheng K-L, Ma J-R, Wu A-X. *Org Lett.* 2016;18:3762–3765; (n) Dhokale RA, Mhaske SB. *Org Lett.* 2016;18:3010–3013; (o) Shah TK, Medina JM, Garg NK. *J Am Chem Soc.* 2016;138:4948–4954; (p) Karmakar R, Lee D. *Chem Soc Rev.* 2016;45:4459–4470.
- (a) Stoermer R, Kahlert B. *Berichte Dtsch Chem Ges.* 1902;35:1633–1640; (b) Gilman H, Avakian S. *J Am Chem Soc.* 1945;67:349–351;

- (c) Huisgen R, Sauer J, Hauser A. *Chem Ber.* 1958;91:2366–2374;
(d) Wittig G, Hoffmann RW. *Chem Ber.* 1962;95:2718–2728;
(e) Stiles M, Miller RG, Burckhardt U. *J Am Chem Soc.* 1963;85:1792–1797;
(f) Campbell C, Rees C. *J Chem Soc C Org.* 1969:742–747;
(g) Meyers A, Pansegrau PD. *J Chem Soc, Chem Commun.* 1985:690–691;
(h) Hart H, Harada K, Du CJF. *J Org Chem.* 1985;50:3104–3110;
(i) Wenk HH, Winkler M, Sander W. *Angew Chem, Int Ed.* 2003;42:502–528;
(j) Gampe C, Carreira E. *Angew Chem, Int Ed.* 2012;51:3766–3778;
(k) Hoyer TR, Baire B, Niu D, Willoughby PH, Woods BP. *Nature.* 2012;490:208–212;
(l) Niu D, Willoughby PH, Woods BP, Baire B, Hoyer TR. *Nature.* 2013;501:531–534;
(m) Yun SY, Wang K-P, Lee N-K, Mamidipalli P, Lee D. *J Am Chem Soc.* 2013;135:4668–4671;
(n) Goetz AE, Garg NK. *J Org Chem.* 2014;79:846–851;
(o) Mesgar M, Daugulis O. *Org Lett.* 2016;18:3910–3913.
7. (a) Himeshima Y, Sonoda T, Kobayashi H. *Chem Lett.* 1983;12:1211–1214;
(b) Kitamura T, Yamane M. *J Chem Soc, Chem Commun.* 1995:983–984.
8. (a) Beak P, Snieckus V. *Acc Chem Res.* 1982;15:306–312;
(b) Beak P, Meyers A. *Acc Chem Res.* 1986;19:356–363;
(c) Snieckus V. *Chem Rev.* 1990;90:879–933;
(d) Whisler MC, MacNeil S, Snieckus V, Beak P. *Angew Chem, Int Ed.* 2004;43:2206–2225.
9. Yamanoi Y, Nishihara H. *J Org Chem.* 2008;73:6671–6678.
10. (a) Billedau R, Sibi M, Snieckus V. *Tetrahedron Lett.* 1983;24:4515–4518;
(b) He H-M, Fanwick PE, Wood K, Cushman M. *J Org Chem.* 1995;60:5905–5909.
11. (a) Peña D, Cobas A, Pérez D, Guitián E. *Synthesis.* 2002;2002:1454–1458;
(b) Bronner SM, Garg NK. *J Org Chem.* 2009;74:8842–8843;
(c) Atkinson DJ, Sperry J, Brimble MA. *Synthesis.* 2010;2010:911–913.
12. (a) Simmons EM, Hartwig JF. *J Am Chem Soc.* 2010;132:17092–17095;
(b) Cheng C, Brookhart M. *Angew Chem, Int Ed.* 2012;51:9422–9424;
(c) Hua Y, Asgari P, Dakarapu US, Jeon J. *Chem Commun.* 2015;51:3778–3781;
(d) Hua Y, Asgari P, Avullala T, Jeon J. *J Am Chem Soc.* 2016;138:7982–7991.
13. (a) Brook AG. *Acc Chem Res.* 1974;7:77–84;
(b) Moser WH. *Tetrahedron.* 2001;57:2065–2084.
14. Austin WF, Zhang Y, Danheiser RL. *Tetrahedron.* 2008;64:915–925.
15. (a) Cooper GD. *J Org Chem.* 1961;26:925–929;
(b) Eastham SA, Ingham SP, Hallett MR, Herbert J, Quayle P, Raftery J. *Tetrahedron Lett.* 2006;47:2299–2304;
(c) Schön U, Messinger J, Solodenko W, Kirschning A. *Synthesis.* 2012;44:3822–3828.
16. Esguerra KVN, Fall Y, Petitjean L n, Lumb J-P. *J Am Chem Soc.* 2014;136:7662–7668.