

# Probing the gluon density of the proton in the exclusive photoproduction of vector mesons at the LHC: a phenomenological analysis

V. P. Gonçalves<sup>1,2,a</sup>, L. A. S. Martins<sup>2</sup>, W. K. Sauter<sup>2</sup>

<sup>1</sup> Department of Astronomy and Theoretical Physics, Lund University, 223-62 Lund, Sweden

<sup>2</sup> Instituto de Física e Matemática, Universidade Federal de Pelotas, Caixa Postal 354, 96010-900 Pelotas, RS, Brazil

Received: 17 November 2015 / Accepted: 1 February 2016 / Published online: 24 February 2016

© The Author(s) 2016. This article is published with open access at Springerlink.com

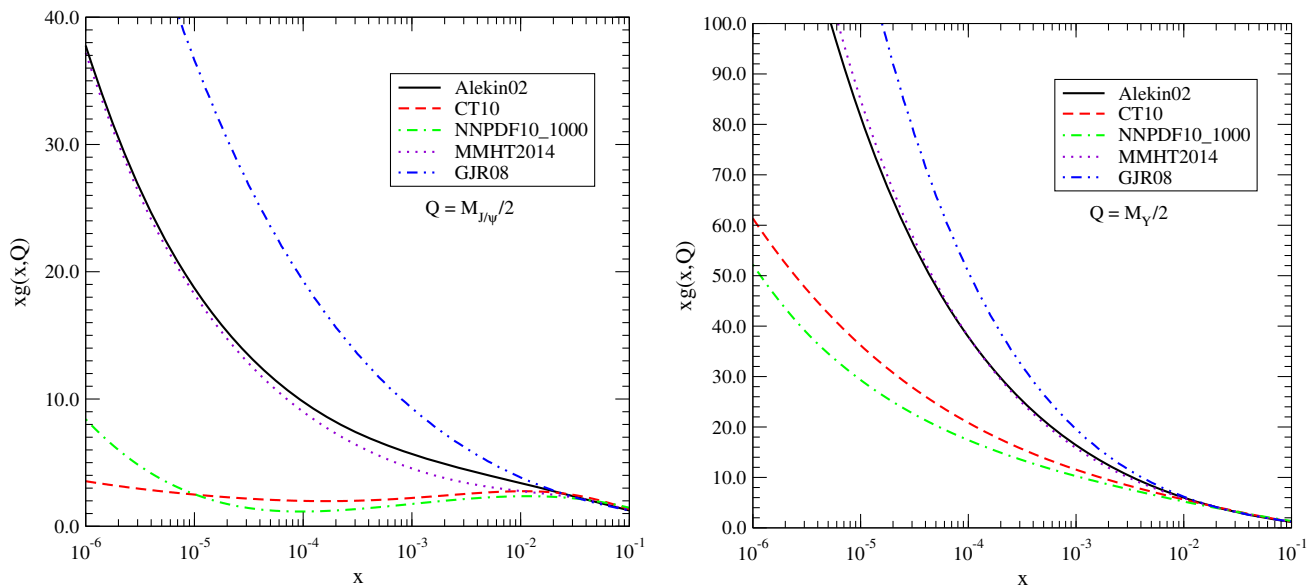
**Abstract** The current uncertainty on the gluon density extracted from the global parton analysis is large in the kinematical range of small values of the Bjorken- $x$  variable and low values of the hard scale  $Q^2$ . An alternative to reduce this uncertainty is the analysis of the exclusive vector meson photoproduction in photon-hadron and hadron-hadron collisions. This process offers a unique opportunity to constrain the gluon density of the proton, since its cross section is proportional to the gluon density squared. In this paper we consider current parametrisations for the gluon distribution and estimate the exclusive vector meson photoproduction cross section at HERA and LHC using the leading logarithmic formalism. We perform a fit of the normalisation of the  $\gamma h$  cross section and the value of the hard scale for the process and demonstrate that the current LHCb experimental data are better described by models that assume a slow increasing of the gluon distribution at small  $x$  and low  $Q^2$ .

One of the basic ingredients to estimate the hadronic cross sections are the parton distribution functions (PDFs). Theoretically, at large energies the hadrons are dominated by gluons, with its behaviour at small  $x$  being determined by the QCD dynamics at high parton densities. Consequently, a precise determination of the gluon distribution is fundamental to probe a possible transition between the linear and non-linear regimes of the QCD dynamics [1]. Experimentally, our understanding about the partonic structure of the proton has been significantly improved by the results obtained in  $ep$  collisions at HERA, which have obtained very precise data in a broad range in photon virtualities  $Q^2$  and Bjorken- $x$  values, imposing the tightest constraints on the existing PDFs (for recent reviews see, e.g. Refs. [2–4]). However, the behaviour of the gluon distribution at small  $x$  is still poorly known as can be observed in Fig. 1, where we compare the predictions for the gluon distribution obtained by different groups

[5–9] that perform the global analysis of the existing experimental data using the DGLAP evolution equations [10–12] in order to determine the parton distributions. Consequently, additional measurements are necessary to pin down the gluon distribution. An alternative is the analysis of the experimental results for the heavy quark production at forward rapidities in  $pp$  collisions at the LHC energies. Recent results [13–15] have analysed the impact of the LHCb data in the determination of the gluon distribution. Another promising observable is the cross section for the diffractive production of vector mesons, which in the leading logarithmic approximation is proportional to the gluon density squared [16, 17]. This process was analysed at HERA and is currently being studied in photon-induced interactions at hadronic colliders. In recent years a series of experimental results at RHIC [18, 19], Tevatron [20] and LHC [21–29] demonstrated that the study of photon-induced interactions in hadronic colliders is feasible and can be used to probe e.g. the nuclear gluon distribution [30–41], the dynamics of the strong interactions [42–52], the Odderon [59, 60], the mechanism of quarkonium production [51–58] and the photon flux of the proton [61, 62]. It has stimulated the improvement of the theoretical description of these processes as well as the proposal of new forward detectors to be installed in the LHC [63].

The basic idea in the photon-induced processes is that a ultra relativistic charged hadron (proton or nuclei) give rise to strong electromagnetic fields, such that the photon stemming from the electromagnetic field of one of the two colliding hadrons can interact with one photon of the other hadron (photon-photon process) or can interact directly with the other hadron (photon-hadron process) [64–69]. In photon-hadron processes the total cross section can be factorised in terms of the equivalent flux of photons into the hadron projectile and the photon-hadron production cross section, with the corresponding rapidity distribution being a direct probe

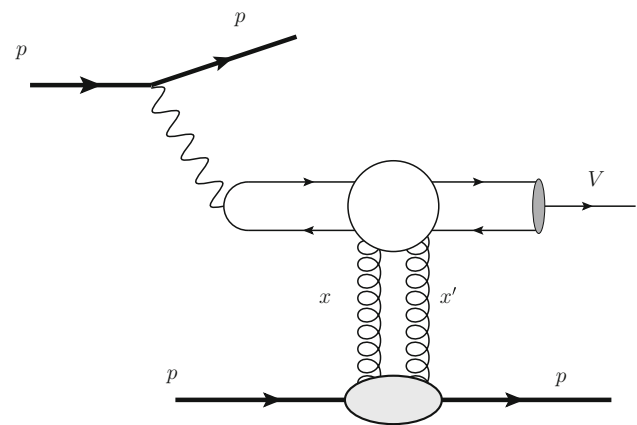
<sup>a</sup> e-mail: [barros@ufpel.edu.br](mailto:barros@ufpel.edu.br)



**Fig. 1** Comparison between the gluon distributions obtained by different groups [5–9] in the global analysis of the experimental data. We present the results for two different values of the hard scale:  $Q = M_{J/\psi}/2$  (left panel) and  $M_\gamma/2$  (right panel)

of the photon–hadron cross section for a given energy. In the particular case of vector meson photoproduction in  $pp$  collisions, the experimental data for a given rapidity  $y$  gives access to the behaviour of the gluon distribution of the proton for  $x = M_V/\sqrt{s} \exp(-y)$ , where  $M_V$  is the mass of the vector meson and  $\sqrt{s}$  is the center-of-mass energy of the hadron–hadron collision. This property was the main motivation for the proposition presented in Ref. [30], which was improved by several authors in the last 14 years [31–41]. Our goal in this paper is to complement these previous studies by performing a phenomenological analysis of the exclusive vector meson photoproduction which can illuminate several aspects of the formalism and about the current parametrisations for the gluon distribution obtained in the global parton analysis. Basically, we consider different models for  $xg$  and estimate the cross section for the photoproduction of vector mesons in  $\gamma p$  interactions using the leading logarithmic formalism [16, 17]. We demonstrate that assuming the usual value of the factorisation scale  $\bar{Q} = M_V/2$ , the HERA and LHCb data for the  $J/\psi$  photoproduction are not described by these models. Taking into account that this formalism have been derived at leading order, which implies a uncertainty in the choice of  $\bar{Q}$ , we determine its value by fitting the  $\gamma h$  data. Using these best fit parameters we estimate the rapidity distributions for the  $J/\psi$ ,  $\Psi(2S)$  and  $\Upsilon$  production in  $pp$  collisions at the LHC and compare with the recent LHCb data [24–26]. Our results indicate that the current experimental data for the exclusive vector meson production in  $pp$  collisions can only be described by models which predict a slow increasing of the gluon distribution at small  $x$ .

Lets initially present a brief review of the formalism for the calculation of the vector meson production in  $pp$  collisions.



**Fig. 2** Exclusive vector meson photoproduction in  $pp$  collisions

sions. The process is represented in Fig. 2, with its rapidity distribution being given by

$$\begin{aligned} \frac{d\sigma}{dy}(h_1 h_2 \rightarrow h_1 \otimes V \otimes h_2) &= \mathcal{S}^2(W_+) \left[ \omega_+ \frac{dN_{\gamma/h_1}(\omega_+)}{d\omega_+} \right] \times \sigma_{\gamma h_2 \rightarrow V h_2}(y) \\ &+ \mathcal{S}^2(W_-) \left[ \omega_- \frac{dN_{\gamma/h_2}(\omega_-)}{d\omega_-} \right] \sigma_{\gamma h_1 \rightarrow V h_1}(-y) \end{aligned} \quad (1)$$

where we have taken into account that the two incident protons can be the source of the photon and  $\otimes$  characterises the presence of a rapidity gap in the final state. The photon–hadron center-of-mass energies squared  $W_\pm^2$  and the photon energies  $\omega_\pm$  are given by

$$W_{\pm}^2 = e^{\pm|y|} \sqrt{s} M_V, \quad \omega_{\pm} = \frac{M_V}{2} e^{\pm|y|}, \quad (2)$$

where  $\sqrt{s_{h_1 h_2}}$  is the hadron–hadron center-of-mass energy,  $M_V$  is the mass of the vector meson and  $y$  its rapidity. Moreover, the factors  $\mathcal{S}^2(W_{\pm})$  characterises absorptive corrections which can destroy the rapidity gaps generated in exclusive processes [40, 41]. The elastic photon flux for the proton can be expressed by [70]

$$\frac{dN_{\gamma/p}(\omega)}{d\omega} = \frac{\alpha_{\text{em}}}{2\pi \omega} \left[ 1 + \left( 1 - \frac{2\omega}{\sqrt{s_{NN}}} \right)^2 \right] \times \left( \ln \Omega - \frac{11}{6} + \frac{3}{\Omega} - \frac{3}{2\Omega^2} + \frac{1}{3\Omega^3} \right), \quad (3)$$

with the notation  $\Omega = 1 + [(0.71 \text{ GeV}^2)/Q_{\min}^2]$  and  $Q_{\min}^2 = \omega^2/[\gamma_L^2 (1 - 2\omega/\sqrt{s_{NN}})] \approx (\omega/\gamma_L)^2$ . The main input for the calculation of the rapidity distribution [Eq. (1)] is the photon–hadron cross section for the vector meson production  $\sigma_{\gamma h \rightarrow Vh}$ . In the leading logarithmic approximation, the cross section for the vector meson production off any hadronic target, including a nucleus, at small  $x$  and for a sufficiently hard scale, is proportional to the square of the gluon parton density of the target. To lowest order, the  $\gamma h \rightarrow Vh$  ( $h = p, A$ ) amplitude can be factorised into the product of the  $\gamma \rightarrow q\bar{q}$  transition ( $q = c, b$ ), the scattering of the  $q\bar{q}$  system on the target via (colorless) two-gluon exchange, and finally the formation of the quarkonium from the outgoing  $q\bar{q}$  pair. The heavy meson mass  $M_V$  ensures that perturbative QCD can be applied to photoproduction. The calculation was performed some years ago to leading logarithmic ( $\log(\bar{Q}^2)$ ) approximation, assuming the produced vector meson quarkonium system to be nonrelativistic [16, 17] and improved in distinct aspects [71, 72]. Assuming a non-relativistic wave function for the vector meson the  $t = 0$  differential cross section of photoproduction of heavy vector mesons in a leading-order approximation is given by [16, 17]

$$\left. \frac{d\sigma^{\gamma h \rightarrow Vh}}{dt} \right|_{t=0} = \mathcal{N} \frac{\pi^3 \Gamma_{e^+e^-} M_V^3}{48\alpha_{\text{em}}} \left[ \frac{\alpha_s(\bar{Q}^2)}{\bar{Q}^4} x g_h(x, \bar{Q}^2) \right]^2, \quad (4)$$

where  $x g_h$  is the target gluon distribution and  $x = 4\bar{Q}^2/W^2$ , with  $W$  the  $\gamma h$  center-of-mass energy,  $\bar{Q}^2$  the characteristic hard scale of the processes and  $\mathcal{N} = 1$  at leading order (see below). Moreover,  $\Gamma_{ee}$  is the leptonic decay width of the vector meson. In Refs. [71–75] the authors have estimated the relativistic corrections [ $\mathcal{O}(4\%)$ ], the real part contribution of the production amplitude [ $\mathcal{O}(15\%)$ ], the skewness effect of off-diagonal partons [ $\mathcal{O}(20\%)$ ] and next-to-leading order corrections [ $\mathcal{O}(40\%)$ ] to the LO exclusive heavy vector meson production, given by Eq. (4). It is important to emphasise that magnitude of these corrections is still a subject of discussions [76–80]. In particular, the value of the hard

scale  $\bar{Q}$  is not fixed reliably at leading order. Such corrections have a direct impact in the normalisation of the cross section and in its energy dependence. In the following we take into account the contributions associated to real part of the scattering amplitude and to the skewness effect, which is equivalent to multiply Eq. (4) by a factor  $(1 + \beta)R_g^2$ , where

$$\beta = \tan \frac{\pi\lambda}{2}, \quad R_g = \frac{2^{2\lambda+3}}{\sqrt{\pi}} \frac{\Gamma(\lambda + 5/2)}{\Gamma(\lambda + 4)} \quad (5)$$

with

$$\lambda = \frac{\partial \ln[xg(x, \bar{Q}^2)]}{\partial \ln 1/x}. \quad (6)$$

In order to estimate the total cross section we assume an exponential parametrisation for the small  $|t|$  behaviour of the amplitude, which implies

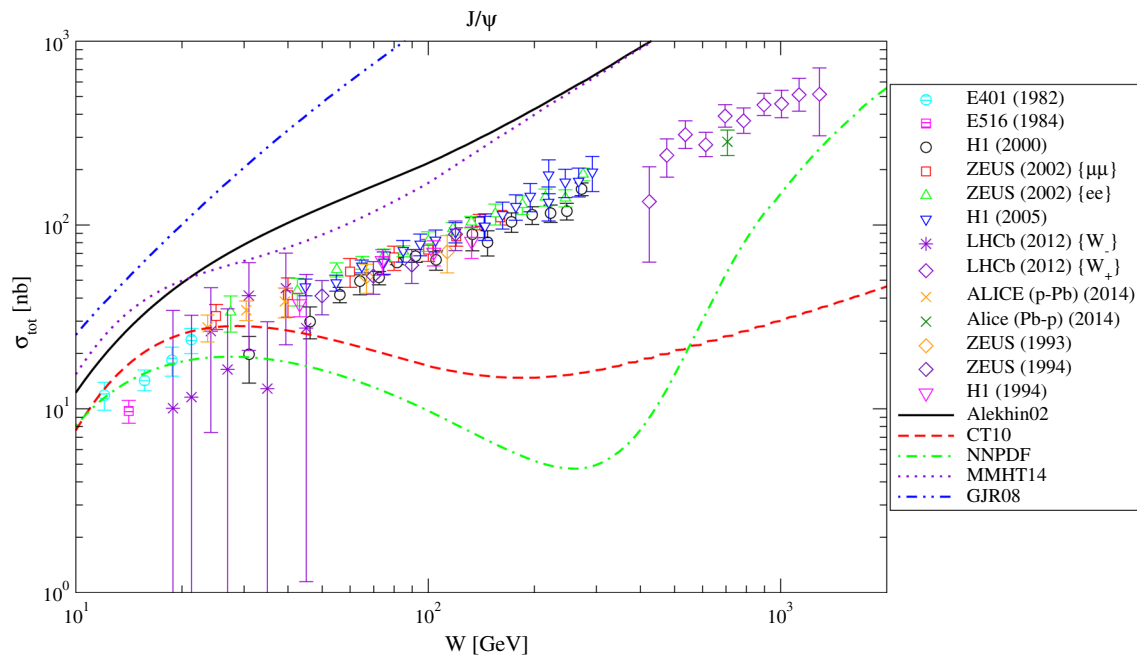
$$\sigma_{\gamma h \rightarrow Vh} = \frac{1}{b_V} \left. \frac{d\sigma^{\gamma h \rightarrow Vh}}{dt} \right|_{t=0} \quad (7)$$

with  $b_V$  being given by the following parametrisation [40]

$$b_V(W) = 4.9 + 0.24 \ln(W/90 \text{ GeV}),$$

which is compatible with the HERA data. Moreover, we consider the values of mass and electronic decay widths of the vector mesons as given in Ref. [81]. Finally, in our calculations of the rapidity distribution we will assume that the absorptive corrections  $\mathcal{S}^2(W_{\pm})$  are given by the gap survival probability computed in [40, 41] using the model proposed in Ref. [82].

In Fig. 1 we present the predictions for the gluon distribution obtained at leading order by the different groups [5–9] that perform the global parton analysis of the experimental data to extract the parton distributions. We show the results for two different values for the hard scale:  $Q = M_{J/\Psi}/2$  (left panel) and  $Q = M_{\Upsilon}/2$  (right panel). These values are usually assumed as being  $\bar{Q}$  in the calculations of the exclusive  $J/\Psi$  and  $\Upsilon$  photoproduction cross sections, respectively. The distinct predictions differ significantly, mainly at small  $x$  and low  $Q$ , which demonstrate that the global analysis do not reliably determine the gluon in this kinematical range. Basically, these distinct behaviours of the gluon distribution for low values of the hard scale are directly connected with the different assumptions for the initial conditions of the DGLAP equations considered by the distinct groups. With the increasing of the hard scale, the predictions becomes less dependent of these assumptions, and the distinct predictions becomes similar at very large  $Q$ . These results demonstrate the importance of probes of the gluon distribution at small  $x$  and low  $Q$ . In Fig. 3 we present the resulting predictions for the energy



**Fig. 3** Energy dependence of the  $J/\Psi$  photoproduction cross section obtained assuming that  $\bar{Q} = M_{J/\Psi}/2$ . Data from Refs. [23–25, 83–86]

dependence of the exclusive  $J/\Psi$  photoproduction cross section obtained from Eq. (4) assuming  $\bar{Q} = M_{J/\Psi}/2$ . The experimental data from Refs. [23–25, 83–86] are presented for comparison. We see that the different models for the gluon distribution are not able to describe the normalisation and/or the energy dependence of the data. The differences present in Fig. 1 are amplified in the exclusive  $J/\Psi$  photoproduction cross section due to its quadratic dependence on  $xg$ . In particular, the distinct  $x$ -behaviour predicted by the NNPDF and CT10 parametrisations for  $Q = M_{J/\Psi}/2$ , with  $xg$  decreasing in the range  $10^{-4} \leq x \leq 10^{-2}$  before to increase for  $x < 10^{-4}$ , implies the anomalous behaviour in  $\sigma_{\gamma p \rightarrow J/\Psi p}$  observed in Fig. 3.

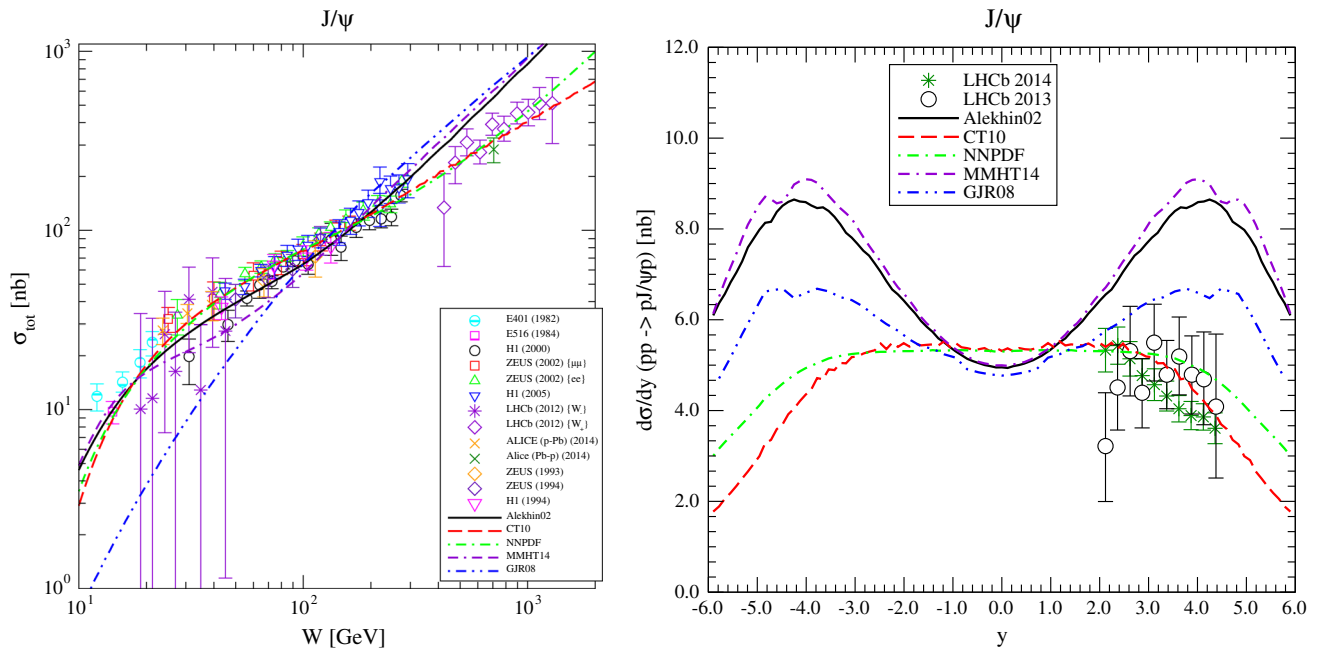
A possible interpretation of the results presented in Fig. 3 is that the different models fail to describe the data since our predictions for  $\sigma_{\gamma p \rightarrow J/\Psi p}$  have been obtained at leading order, which can be strongly affected by theoretical uncertainties associated to higher-order corrections [76–79]. It is generally believed that these higher-order corrections should be important, but a full calculation still remains a challenge. In order to analyse the possible impacts of the higher-order corrections in our phenomenological analysis, in what follows we will assume that the general behaviour of the cross section, Eq. (4), will remain unchanged after the inclusion of the higher-order corrections and that they can be effectively incorporated by taking the values of the normalisation and the hard scale from a fit to the  $\gamma h$  data. In other words, we will assume that the main effect of the higher-order corrections will be the modification of the normalisation of the cross section and that they can be taken into account by an appropriate

choice of the hard scale (for a similar approach see [38, 39]). Basically we will assume  $\bar{Q} = \xi M_V/2$  and will take  $\xi$  and  $\mathcal{N}$  in Eq. (4) as free parameters to be determined by fitting the experimental data for the  $\sigma_{\gamma p \rightarrow V p}$  cross section. We consider the experimental data from Fermilab, HERA and LHC for the  $J/\Psi$ ,  $\Psi(2S)$  and  $\Upsilon$  production and performed the minimisation of  $\chi^2/\text{d.o.f.}$  in order to determine  $\xi$  and  $\mathcal{N}$ . These new parameters are then used to calculate the rapidity distribution for the vector meson photoproduction in  $pp$  collisions.

In Table 1 we present the fitted parameters for the different processes and a comparison between the predictions and the HERA data are shown in the left panel of Figs. 4, 5 and 6. In general, the results gives reasonable values for the  $\chi^2/\text{d.o.f.}$ , inside the 98 % confidence level. We obtain smaller values of  $\chi^2/\text{d.o.f.}$  for heavier states, mainly due the small number of experimental data. In contrast, for the  $J/\psi$  data, a small  $\chi^2/\text{d.o.f.}$  is only obtained using CT10 and NNPDF parametrisations, which describe the data in the full energy range, with the other parametrisations being able to describe the data in a restrict range. Moreover, as can be verified from the analysis of Figs. 4, 5 and 6, the predictions of the distinct parametrisations differ significantly in the kinematical range beyond the HERA data. It is important to emphasise that the results for  $\xi$  and  $\mathcal{N}$  obtained using the CT10 and NNPDF parametrisations indicate that in order to describe the data for  $J/\Psi$  and  $\Psi(2S)$  production a large amount of higher-order corrections are necessary. In contrast, these corrections are small for the  $\Upsilon$  case.

**Table 1** Values of the free parameters  $\xi$  and  $\mathcal{N}$  for the different gluon parametrisations obtained by the minimisation of  $\chi^2/\text{d.o.f.}$  for the distinct processes. The  $\chi^2/\text{d.o.f.}$  values are show for comparison

Parametrisation	$J/\psi$			$\Psi(2S)$			$\Upsilon$		
	$\xi$	$\mathcal{N}$	$\chi^2/\text{d.o.f.}$	$\xi$	$\mathcal{N}$	$\chi^2/\text{d.o.f.}$	$\xi$	$\mathcal{N}$	$\chi^2/\text{d.o.f.}$
Alekhin02	0.879	0.180	3.818	0.816	0.133	1.520	$8.488 \times 10^{-2}$	$1.087 \times 10^{-4}$	0.624
CT10	3.412	45.041	1.179	3.783	59.331	1.682	0.614	0.188	0.312
NNPDF	4.373	139.670	1.215	5.064	208.837	1.871	0.939	1.063	0.312
MMHT14	1.035	0.297	7.226	0.641	0.101	1.220	0.135	3.690	1.820
GJR08	2.202	0.755	11.740	3.436	7.799	8.824	14.257	$1.428 \times 10^3$	3.707

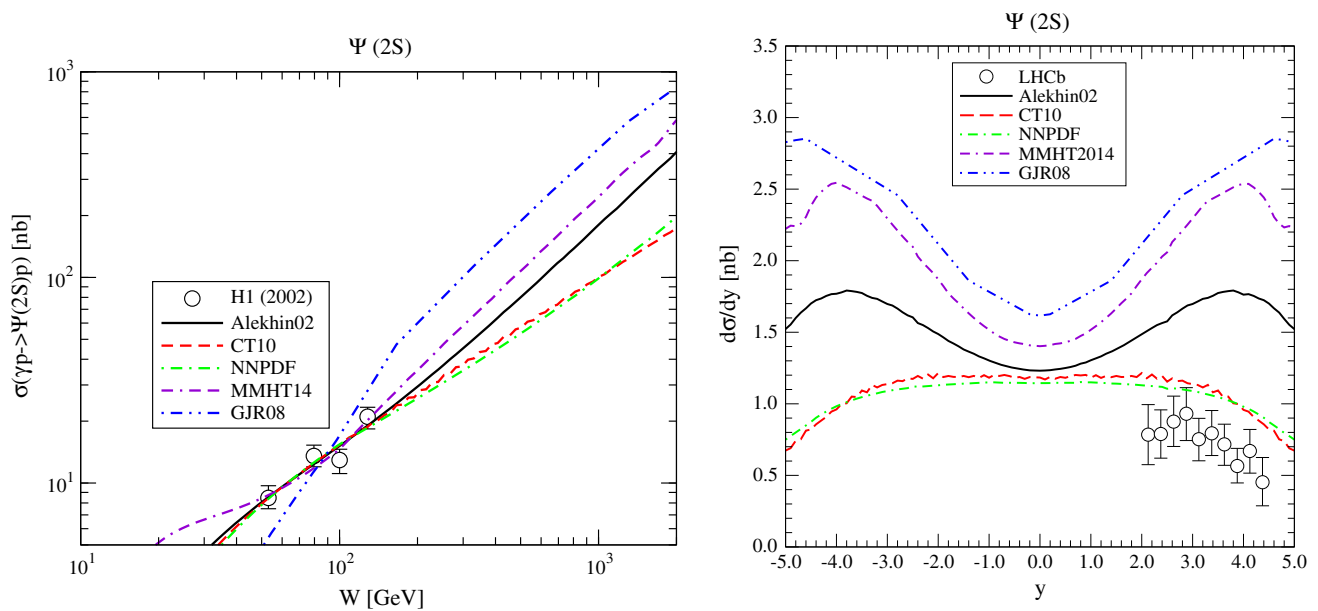
**Fig. 4** *Left panel* Energy dependence of the exclusive  $J/\psi$  photoproduction cross section obtained using the parameters described in Table 1. *Right panel* Predictions for the rapidity distribution for the exclusive $J/\psi$  photoproduction in  $pp$  collisions at  $\sqrt{s} = 7$  TeV. Data from Refs. [23–25, 83–86]

In the right panel of Figs. 4, 5 and 6 we present the corresponding predictions for the rapidity distributions for the vector meson photoproduction in  $pp$  collisions at  $\sqrt{s} = 7$  TeV. We compare our predictions with the recent data from the LHCb Collaboration [24–26]. As the rapidity distributions probe a large range of  $\gamma p$  center-of-mass energies, the differences present in the predictions for  $\sigma_{\gamma p \rightarrow V p}$  are amplified in  $d\sigma/dy$ , particularly for large rapidities in the case of the lighter mesons. For  $J/\psi$  and  $\Psi(2S)$  production the models characterised by a strong increasing of the gluon distribution at small  $x$  and small hard scales (Alekhin, MMHT and GJR) predict a double peak structure in the distributions. In contrast, the CT10 and NNPDF parametrisations predict a flat  $y$  distribution in a large rapidity range. These parametrisations describe quite well the LHCb data for the  $J/\psi$  production and overestimate the  $\Psi(2S)$  data. It is important to emphasise

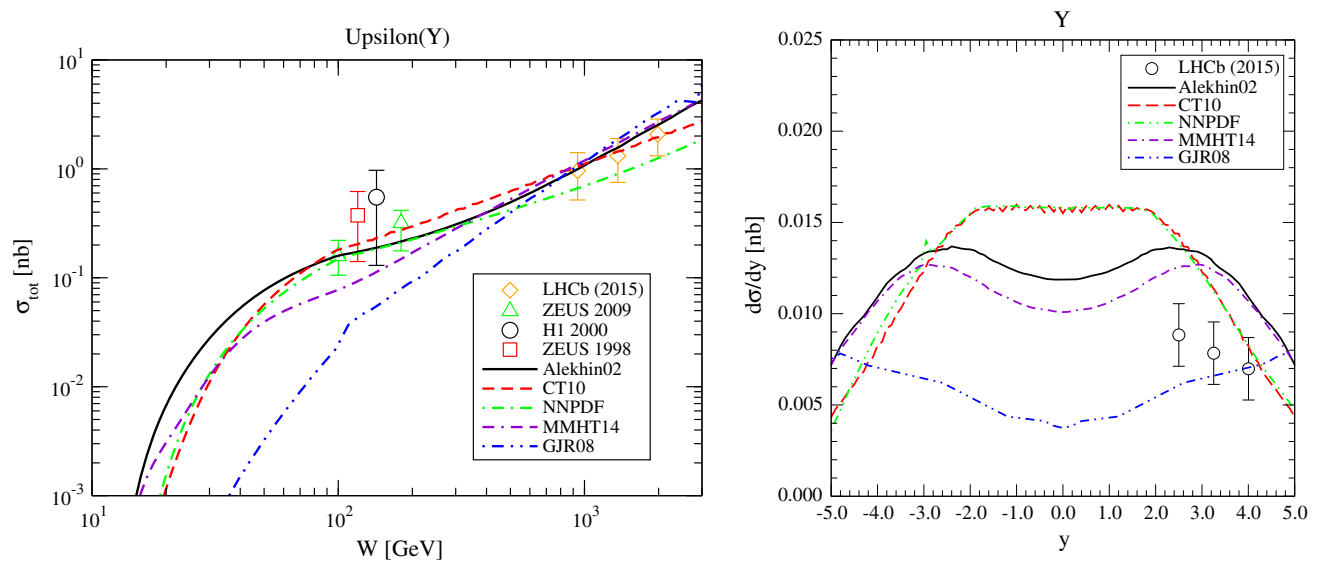
that we have obtained these predictions using the model for  $\mathcal{S}^2(W_{\pm})$  proposed in [40, 41]. Another aspect is the description of the  $\Psi(2S)$  wave function used in our calculations, which is currently a subject of intense debate. In the case of the  $\Upsilon$  production, we see that the different models are not able to describe the current LHCb data, with the predictions at central rapidities being largely distinct. These results can indicate e.g. smaller values for  $\mathcal{S}^2(W_{\pm})$  than those proposed in [40]. Certainly, the future CMS data for  $y \approx 0$ , which are currently under analysis, will be important to get more definitive conclusions.

A comment is in order. In our study we have considered leading-order gluon distributions in order to be theoretically consistent with the fact that our expression for the total cross section have been derived at the leading logarithmic approximation. However, we have verified that our main conclusions





**Fig. 5** *Left panel* Energy dependence of the exclusive  $\Psi(2S)$  photoproduction cross section obtained using the parameters described in Table 1. *Right panel* Predictions for the rapidity distribution for the exclusive  $\Psi(2S)$  photoproduction in  $pp$  collisions at  $\sqrt{s} = 7$  TeV. Data from Refs. [25,87]



**Fig. 6** *Left panel* Energy dependence of the exclusive  $\Upsilon$  photoproduction cross section obtained using the parameters described in Table 1. *Right panel* Predictions for the rapidity distribution for the exclusive  $\Upsilon$  photoproduction in  $pp$  collisions at  $\sqrt{s} = 7$  TeV. Data from Refs. [26,82,86,88]

are not modified if next-to-leading-order (NLO) gluon distributions are used as input in the calculations. Basically, the NLO corrections in the global analysis implies that the associated gluon distributions are not so steep at small  $x$  and low values of the hard scale. As a consequence, a better description of the HERA data for the vector meson production is feasible. For example, in the case of the GJR parametrisation, the value of  $xg$  for  $x = 10^{-4}$  and  $\mu = M_{J/\Psi}/2$  decreases by a factor 2. The resulting values for the  $\chi^2/\text{d.o.f.}$  for the description of the HERA data becomes 1.5/2.2/1.9

for the  $J/\Psi/\Psi(2S)/\Upsilon$  production, respectively. However, these values still are larger than those obtained using the LO and NLO CT10 parametrisations. Moreover, as the difference between the GJR and CT10 gluon distributions increases at smaller values of  $x$ , probed at larger values of  $|y|$ , the resulting GJR (NLO) predictions for the rapidity distributions are not able to describe the LHC data. Similar results are obtained using the NLO gluon distributions derived in Refs. [5,8]. In the case of the CT10 and NNPDF parametrisations, we see that the impact of the NLO corrections is

small, with the resulting gluon distributions being similar to those obtained at leading order. As a consequence, the associated predictions for the rapidity distributions are similar to those presented in Figs. 4, 5 and 6. These results indicate that the HERA and LHC data are better described when the gluon distribution present a slow increasing at small  $x$  and low  $Q$ , in agreement with conclusion obtained at leading order.

Finally, let us summarise our main conclusions. Exclusive vector meson photoproduction offers a unique opportunity to constrain the gluon density of the proton in the kinematical range of small- $x$  and low  $Q^2$ , which is the range in which the global analysis do not reliable determine the gluon distribution. In this paper we have performed a phenomenological study of this process using the leading logarithmic formalism and different models for  $xg$  predicted by distinct groups that perform the global analysis of the experimental data in order to obtain the PDFs. We demonstrated that the combination of anyone of these models and the leading logarithmic formalism is not able to describe the experimental data for the  $J/\Psi$  photoproduction. Assuming that the main modifications in the formalism due to higher-order corrections are the change in the normalisation of the cross section and in the value of the hard scale probed in the process, we have fitted the current experimental data for the  $J/\Psi$ ,  $\Psi(2S)$  and  $\Upsilon$  photoproduction and used this new set parameters as input to calculate the rapidity distributions for the vector meson photoproduction in  $pp$  collisions. We have demonstrated that a better description of the  $\gamma h$  data is obtained when the gluon distribution presents a slow increasing at small  $x$  and low  $Q$ . Moreover, our results indicated that the LHCb data also are better described by these models. However, results for  $\Psi(2S)$  and  $\Upsilon$  shown that the normalisations are not perfectly described, which can indicated the a more detailed analysis about the magnitude of the factor  $S^2(W_{\pm})$  for the different final states is important in the future. Future experimental data, particularly at central rapidities, will be important to constrain the different models.

A final comment is in order. In this paper, in order to estimate the exclusive photoproduction of vector mesons, we have assumed the leading logarithmic formalism and different solutions of the linear DGLAP equation. Our goal was to try to describe the current experimental data for the exclusive vector photoproduction by improving this formalism and assuming that non-linear effects in the QCD dynamics can be disregarded in this process. Our results indicate that it is not an easy task. Certainly, more definitive conclusions could be obtained using the full NLO expression for the cross section, which still is in progress. However, it is important to emphasise that the vector meson photoproduction at HERA and LHC is quite well described using the color dipole formalism, taking into account the non-linear effects in the QCD dynamics and assuming  $S^2(W_{\pm}) = 1$  (see e.g. Refs. [51, 52]). Such

aspects demonstrated that future experimental results for the exclusive vector meson photoproduction in hadronic colliders are fundamental to understanding the QCD dynamics at high energies.

**Acknowledgments** This work was partially financed by the Brazilian funding agencies CNPq, CAPES and FAPERGS.

**Open Access** This article is distributed under the terms of the Creative Commons Attribution 4.0 International License (<http://creativecommons.org/licenses/by/4.0/>), which permits unrestricted use, distribution, and reproduction in any medium, provided you give appropriate credit to the original author(s) and the source, provide a link to the Creative Commons license, and indicate if changes were made. Funded by SCOAP<sup>3</sup>.

## References

1. F. Gelis, E. Iancu, J. Jalilian-Marian, R. Venugopalan, *Ann. Rev. Nucl. Part. Sci.* **60**, 463 (2010)
2. S. Forte, G. Watt, *Ann. Rev. Nucl. Part. Sci.* **63**, 291 (2013)
3. P. Newman, M. Wing, *Rev. Mod. Phys.* **86**(3), 1037 (2014)
4. H. Abramowicz et al., H1 and ZEUS Collaborations, [arXiv:1506.06042](https://arxiv.org/abs/1506.06042) [hep-ex]
5. S. Alekhin, *Phys. Rev. D* **68**, 014002 (2003)
6. H.L. Lai, M. Guzzi, J. Huston, Z. Li, P.M. Nadolsky, J. Pumplin, C.-P. Yuan, *Phys. Rev. D* **82**, 074024 (2010)
7. R. D. Ball et al., NNPDF Collaboration, *Nucl. Phys. B* **809**, 1 (2009) [Erratum-ibid. **B 816**, 293 (2009)]
8. L.A. Harland-Lang, A.D. Martin, P. Motylinski, R.S. Thorne, *Eur. Phys. J. C* **75**(5), 204 (2015)
9. M. Gluck, P. Jimenez-Delgado, E. Reya, *Eur. Phys. J. C* **53**, 355 (2008)
10. V.N. Gribov, L.N. Lipatov, *Sov. J. Nucl. Phys.* **15**, 438 (1972)
11. G. Altarelli, G. Parisi, *Nucl. Phys. B* **126**, 298 (1977)
12. Y.L. Dokshitzer, *Sov. Phys. JETP* **46**, 641 (1977)
13. O. Zenaiev et al., PROSA Collaboration, *Eur. Phys. J. C* **75**(8), 396 (2015)
14. R. Gauld, J. Rojo, L. Rottoli, J. Talbert, [arXiv:1506.08025](https://arxiv.org/abs/1506.08025) [hep-ph]
15. M. Cacciari, M.L. Mangano, P. Nason, [arXiv:1507.06197](https://arxiv.org/abs/1507.06197) [hep-ph]
16. M.G. Ryskin, *Z. Phys C* **57**, 89 (1993)
17. S.J. Brodsky, L. Frankfurt, J.F. Gunion, A.H. Mueller, M. Strikman, *Phys. Rev. D* **50**, 3134 (1994)
18. C. Adler et al., STAR Collaboration, *Phys. Rev. Lett.* **89**, 272302 (2002)
19. S. Afanasiev et al., PHENIX Collaboration, *Phys. Lett. B* **679**, 321 (2009)
20. T. Aaltonen et al., CDF Collaboration, *Phys. Rev. Lett.* **102**, 242001 (2009)
21. B. Abelev et al., ALICE Collaboration, *Phys. Lett. B* **718**, 1273 (2013)
22. E. Abbas et al., ALICE Collaboration, *Eur. Phys. J. C* **73**, 2617 (2013)
23. B.B. Abelev et al., ALICE Collaboration, *Phys. Rev. Lett.* **113**(23), 232504 (2014)
24. R. Aaij et al., LHCb Collaboration, *J. Phys. G* **40**, 045001 (2013)
25. R. Aaij et al., LHCb Collaboration, *J. Phys. G* **41**, 055002 (2014)
26. R. Aaij et al., LHCb Collaboration, *JHEP* **1509**, 084 (2015)
27. S. Chatrchyan et al., CMS Collaboration, *JHEP* **01**, 052 (2012)
28. S. Chatrchyan et al., CMS Collaboration, *JHEP* **11**, 080 (2012)
29. S. Chatrchyan et al., CMS Collaboration, *JHEP* **07**, 116 (2013)
30. V.P. Goncalves, C.A. Bertulani, *Phys. Rev. C* **65**, 054905 (2002)
31. L. Frankfurt, M. Strikman, M. Zhalov, *Phys. Lett. B* **540**, 220 (2002)

32. L. Frankfurt, M. Strikman, M. Zhalov, Phys. Lett. B **537**, 51 (2002)
33. L. Frankfurt, M. Strikman, M. Zhalov, Phys. Rev. C **67**, 034901 (2003)
34. L. Frankfurt, V. Guzey, M. Strikman, M. Zhalov, JHEP **0308**, 043 (2003)
35. A.L. Ayala Filho, V.P. Goncalves, M.T. Griep, Phys. Rev. C **78**, 044904 (2008)
36. A. Adeluyi, C. Bertulani, Phys. Rev. C **84**, 024916 (2011)
37. A. Adeluyi, C. Bertulani, Phys. Rev. C **85**, 044904 (2012)
38. V. Guzey, M. Zhalov, JHEP **1310**, 207 (2013)
39. V. Guzey, M. Zhalov, JHEP **1402**, 046 (2014)
40. S.P. Jones, A.D. Martin, M.G. Ryskin, T. Teubner, JHEP **1311**, 085 (2013). [arXiv:1307.7099](https://arxiv.org/abs/1307.7099)
41. S.P. Jones, A.D. Martin, M.G. Ryskin, T. Teubner, J. Phys. G **41**, 055009 (2014). [arXiv:1312.6795](https://arxiv.org/abs/1312.6795) [hep-ph]
42. V.P. Goncalves, M.V.T. Machado, Eur. Phys. J. C **40**, 519 (2005)
43. V.P. Goncalves, M.V.T. Machado, Phys. Rev. C **73**, 044902 (2006)
44. V.P. Goncalves, M.V.T. Machado, Phys. Rev. D **77**, 014037 (2008)
45. V.P. Goncalves, M.V.T. Machado, Phys. Rev. C **80**, 054901 (2009)
46. V.P. Goncalves, M.V.T. Machado, Phys. Rev. C **84**, 011902 (2011)
47. L. Motyka, G. Watt, Phys. Rev. D **78**, 014023 (2008)
48. T. Lappi, H. Mantysaari, Phys. Rev. C **87**, 032201 (2013)
49. M.B. Gay Ducati, M.T. Griep, M.V.T. Machado, Phys. Rev. D **88**, 017504 (2013)
50. M.B. Gay Ducati, M.T. Griep, M.V.T. Machado, Phys. Rev. C **88**, 014910 (2013)
51. V.P. Goncalves, B.D. Moreira, F.S. Navarra, Phys. Lett. B **742**, 172 (2015)
52. W. Schafer, A. Szczurek, Phys. Rev. D **76**, 094014 (2007)
53. A. Rybarska, W. Schafer, A. Szczurek, Phys. Lett. B **668**, 126 (2008)
54. A. Cisek, W. Schafer, A. Szczurek, Phys. Rev. C **86**, 014905 (2012)
55. V.P. Goncalves, M.M. Machado, Eur. Phys. J. C **72**, 2231 (2012)
56. V.P. Goncalves, M.M. Machado, Eur. Phys. J. A **50**, 72 (2014)
57. A. Cisek, W. Schafer, A. Szczurek, JHEP **1504**, 159 (2015)
58. V.P. Goncalves, Nucl. Phys. A **902**, 32 (2013)
59. V.P. Goncalves, W.K. Sauter, Phys. Rev. D **91**(9), 094014 (2015)
60. V.P. Goncalves, G.G. da Silveira, Phys. Rev. D **91**(5), 054013 (2015)
61. G.G. da Silveira, V.P. Goncalves, Phys. Rev. D **92**(1), 014013 (2015)
62. The CMS and TOTEM Collaborations, CMS-TOTEM Precision Proton Spectrometer Technical Design Report. <http://cds.cern.ch/record/1753795>
63. C.A. Bertulani, G. Baur, Phys. Rep. **163**, 299 (1988)
64. G. Baur, K. Hencken, D. Trautmann, S. Sadovsky, Y. Kharlov, Phys. Rep. **364**, 359 (2002)
65. V.P. Goncalves, M.V.T. Machado, Mod. Phys. Lett. A **19**, 2525 (2004)
66. C.A. Bertulani, S.R. Klein, J. Nystrand, Ann. Rev. Nucl. Part. Sci. **55**, 271 (2005)
67. K. Hencken et al., Phys. Rep. **458**, 1 (2008)
68. V.M. Budnev, I.F. Ginzburg, G.V. Meledin, V.G. Serbo, Phys. Rep. **15**, 181 (1975)
69. M. Drees, D. Zeppenfeld, Phys. Rev. D **39**, 2536 (1989)
70. M.G. Ryskin, R.G. Roberts, A.D. Martin, E.M. Levin, Z. Phys. C **76**, 231 (1997)
71. L. Frankfurt, W. Koepf, M. Strikman, Phys. Rev. D **57**, 512 (1998)
72. A.D. Martin, C. Nockles, M.G. Ryskin, T. Teubner, Phys. Lett. B **662**, 252 (2008)
73. D.Y. Ivanov, A. Schafer, L. Szymanowski, G. Krasnikov, Eur. Phys. J. C **34**, 297 (2004)
74. A.D. Martin, M.G. Ryskin, T. Teubner, Phys. Lett. B **454**, 339 (1999)
75. D.Y. Ivanov, L. Szymanowski, G. Krasnikov, JETP Lett. **80**, 226 (2004)
76. D.Y. Ivanov, L. Szymanowski, G. Krasnikov, Pisma. Zh. Eksp. Teor. Fiz. **80**, 255 (2004)
77. D.Y. Ivanov, L. Szymanowski, G. Krasnikov, JETP Lett. **101**(12), 844 (2015)
78. D.Y. Ivanov, B. Pire, L. Szymanowski, J. Wagner, [arXiv:1510.06710](https://arxiv.org/abs/1510.06710) [hep-ph]
79. S.P. Jones, A.D. Martin, M.G. Ryskin, T. Teubner, [arXiv:1507.06942](https://arxiv.org/abs/1507.06942) [hep-ph]
80. K.A. Olive et al., Particle Data Group Collaboration. Chin. Phys. C **38**, 090001 (2014)
81. V.A. Khoze, A.D. Martin, M.G. Ryskin, Eur. Phys. J. C **73**, 2503 (2013)
82. C. Adloff et al., H1 Collaboration. Phys. Lett. B **483**, 23 (2000)
83. A. Aktas et al., H1 Collaboration. Eur. Phys. J. C **46**, 585 (2006)
84. C. Alexa et al., H1 Collaboration. Eur. Phys. J. C **73**, 2466 (2013)
85. S. Chekanov et al., ZEUS Collaboration. Eur. Phys. J. C **24**, 345 (2002)
86. J. Breitweg et al., ZEUS Collaboration. Phys. Lett. B **437**, 432 (1998)
87. C. Adloff et al., H1 Collaboration, Phys. Lett. B **541**, 251 (2002). [arXiv:hep-ex/0205107](https://arxiv.org/abs/hep-ex/0205107)
88. S. Chekanov et al., ZEUS Collaboration, Phys. Lett. B **680**, 4 (2009). [arXiv:0903.4205](https://arxiv.org/abs/0903.4205) [hep-ex]