

RESEARCH

Open Access



# On the reasonability of linearized approximation and Hopf bifurcation control for a fractional-order delay Bhalekar–Gejji chaotic system

Jianping Shi<sup>1,2\*</sup>  and Liyuan Ruan<sup>1</sup>

\*Correspondence:  
[sjp0207@163.com](mailto:sjp0207@163.com)

<sup>1</sup>Department of System Science and Applied Mathematics, Kunming University of Science and Technology, 650500 Kunming, China

<sup>2</sup>Center for Nonlinear Science Studies, Kunming University of Science and Technology, 650500 Kunming, China

## Abstract

In this paper, we study the reasonability of linearized approximation and Hopf bifurcation control for a fractional-order delay Bhalekar–Gejji (BG) chaotic system. Since the current study on Hopf bifurcation for fractional-order delay systems is carried out on the basis of analyses for stability of equilibrium of its linearized approximation system, it is necessary to verify the reasonability of linearized approximation. Through Laplace transformation, we first illustrate the equivalence of stability of equilibrium for a fractional-order delay Bhalekar–Gejji chaotic system and its linearized approximation system under an appropriate prior assumption. This semianalytically verifies the reasonability of linearized approximation from the viewpoint of stability. Then we theoretically explore the relationship between the time delay and Hopf bifurcation of such a system. By introducing the delayed feedback controller into the proposed system, the influence of the feedback gain changes on Hopf bifurcation is also investigated. The obtained results indicate that the stability domain can be effectively controlled by the proposed delayed feedback controller. Moreover, numerical simulations are made to verify the validity of the theoretical results.

**Keywords:** Fractional-order BG system; Hopf bifurcation; Delayed feedback control; Linearization; Stability

## 1 Introduction

For a long time, researches on fractional-order calculus were mainly concentrated in the field of pure mathematics [1]. The main reason for abandoning fractional-order models in practical application was their computational complexity. With the development of computer technology, the application of fractional-order calculus has attracted the interest of many researchers in different fields, including mathematics, physics, chemistry, engineering, and even financial and social sciences. It has been found in some fields that using fractional-order is more appropriate than employing integer-order to describe the dynamical behavior and characteristics [2–6] of models, such as the classical predator–prey system [7, 8], the fractional-order model of the dengue virus infection [9], the simulated tidal

© The Author(s) 2020. This article is licensed under a Creative Commons Attribution 4.0 International License, which permits use, sharing, adaptation, distribution and reproduction in any medium or format, as long as you give appropriate credit to the original author(s) and the source, provide a link to the Creative Commons licence, and indicate if changes were made. The images or other third party material in this article are included in the article's Creative Commons licence, unless indicated otherwise in a credit line to the material. If material is not included in the article's Creative Commons licence and your intended use is not permitted by statutory regulation or exceeds the permitted use, you will need to obtain permission directly from the copyright holder. To view a copy of this licence, visit <http://creativecommons.org/licenses/by/4.0/>.

wave fractional-order model [10], the fractional-order viscoelastic non-Newtonian fluid model [11], and so on. It is proved that the fractional-order dynamical system can more accurately respond to the time variation of general nature [12–14].

In order to describe those phenomena whose evolutions not only depend on the state of current time, but also on the state at a previous time, the time delay needs to be introduced into many differential equations which are defined as delayed differential equation (DDE). DDEs arise in many fields, for example, metal cutting, epidemiology, neuroscience, population dynamics [15], biological systems [16, 17], financial system [18], and traffic models [19]. The time delay is often considered as the parameter of fractional-order systems according to the actual background of the problems [20–22]. In 1992, Pyragas originally proposed the delayed feedback controller to study the control issue of nonlinear autonomous differential equations [23]. Now the delayed feedback has become an adjustment mechanism that is widely used in many nonlinear control systems. For example, in order to stabilize the unstable periodic orbit by the difference between the current state and the delay state, a suitable delayed feedback controller can be designed to achieve the desired dynamic behavior [24–26].

In 2011, Bhalekar and Daftardar-Gejji [27] constructed a three-dimensional chaotic dynamic system (shortly called as BG system subsequently):

$$\begin{cases} \dot{x}(t) = dx(t) - y^2(t), \\ \dot{y}(t) = c(z(t) - y(t)), \\ \dot{z}(t) = ay(t) - bz(t) + x(t)y(t), \end{cases} \quad (1.1)$$

where  $a, b, c, d$  are constants. Then Bhalekar [28] further explored the forming mechanism of the BG system. In recent years, some valuable results about the BG system have been obtained. Aqeel and Ahmad [29] studied the Hopf bifurcation and chaos of the integer-order BG system. Deshpande et al. [30] found that the fractional-order BG system allows chaotic solutions and the fractional-order could be regarded as the control parameter of chaos. Shahzad et al. [31] added a single time delay into the third equation of (1.1) and studied a delay Bhalekar–Gejji chaotic system of the form:

$$\begin{cases} \dot{x}(t) = dx(t) - y^2(t), \\ \dot{y}(t) = d(z(t) - y(t)), \\ \dot{z}(t) = ay(t) - bz(t - \tau) + x(t)y(t). \end{cases} \quad (1.2)$$

They derived some algebraic sufficient conditions that guarantee the globally and asymptotically stable synchronization and antisynchronization between two identical time delay Bhalekar–Gejji chaotic systems. To the best of our knowledge, there are few literature sources discussing the Hopf bifurcation of the fractional-order BG system with time delay. This motivates us to investigate the effect of time-delay and fractional-order on the occurrence of the Hopf bifurcation and to introduce an appropriate delayed state-feedback controller to control the Hopf bifurcation.

In this paper, we consider the fractional-order time delay Bhalekar–Gejji system of the form:

$$\begin{cases} D^{q_1}x(t) = dx(t) - y^2(t), \\ D^{q_2}y(t) = c(z(t) - y(t)), \\ D^{q_3}z(t) = ay(t) - bz(t - \tau) + x(t)y(t), \end{cases} \quad (1.3)$$

where  $q_i \in (0, 1]$  ( $i = 1, 2, 3$ ) and  $a, b, c, d$  are parameters;  $c$  is generally taken as positive, while  $d$  is a negative real number;  $\tau \geq 0$  is the time delay.

The main purpose of this paper is to seek for the conditions of the occurrence of Hopf bifurcation for system (1.3) by using time delay as the bifurcation parameter based on the approach of stability analysis [32]. Especially, we give a semianalytical verification of the reasonability of linearized approximation of system (1.3) from the viewpoint of stability. In addition, we also design a delayed feedback controller to control the emergence of Hopf bifurcation and further study the effect of feedback gain on the bifurcation control of the proposed system.

This paper is organized as follows. In Sect. 2, we introduce the relevant preliminary knowledge of fractional calculus and fractional-order dynamical system. In Sect. 3, we analyze system (1.3) to get the conditions of the occurrence of Hopf bifurcation and the value range of delay in which Hopf bifurcation appears. We also verify the reasonability of the linearized approximation by the equivalence of stability of equilibrium points between the original system (1.3) and its linearized system. In Sect. 4, the delayed feedback controller is added to system (1.3) to control the Hopf bifurcation. In Sect. 5, numerical simulations are performed to verify the validity of the theoretical results by choosing appropriate values of the constants  $a, b, c, d, \tau$ . Finally, necessary conclusions and a discussion are presented in Sect. 6.

## 2 Preliminaries

In this section, some preliminary knowledge of fractional calculus and fractional-order dynamical system are introduced. In fact, the concept of fractional derivative has many classical definitions. This paper is based on the most widely used definition of Caputo fractional derivative.

**Definition 1** ([1, 33]) The fractional-order integral of order  $\alpha > 0$  of a real-valued function  $x(t)$  is defined as

$${}_t^C D_t^{-\alpha} x(t) = \frac{1}{\Gamma(\alpha)} \int_t^{t_0} (t - \tau)^{\alpha-1} x(\tau) d\tau, \quad (2.1)$$

where  $\Gamma(\cdot)$  is the Gamma function,  $\Gamma(s) = \int_0^\infty t^{s-1} e^{-t} ds$ .

**Definition 2** ([1, 33]) The Caputo fractional derivative can be written as

$${}_t^C D_t^\alpha x(t) = \frac{1}{\Gamma(m - \alpha)} \int_{t_0}^t \frac{x^{(m)}(\tau)}{(t - \tau)^{\alpha-m+1}} d\tau, \quad m - 1 < \alpha \leq m, \quad (2.2)$$

where  $x(t) \in C^n([t_0, \infty), \mathbb{R})$ . In particular, if  $0 < \alpha \leq 1$ , (2.2) can be written as

$${}^C D_t^\alpha x(t) = \frac{1}{\Gamma(1-\alpha)} \int_{t_0}^t \frac{x'(\tau)}{(t-\tau)^\alpha} d\tau, \quad 0 < \alpha \leq 1, t > 0. \quad (2.3)$$

For brevity, in what follows, we use the notation  $D^\alpha x(t)$  to denote the Caputo fractional-order derivative operator  ${}^C D_t^\alpha x(t)$ .

**Definition 3** ([34]) The Laplace transform of Caputo fractional derivative of order  $\alpha$  ( $n-1 < \alpha \leq n$ ) for a function  $x(t) \in C^n([a, \infty), \mathbb{R})$  is

$$\mathcal{L}\{D^\alpha x(t); s\} = s^\alpha F(s) - \sum_{k=0}^{n-1} s^{\alpha-k-1} x^{(k)}(a), \quad (2.4)$$

where  $F(s)$  is the Laplace transform of  $x(t)$ , and  $x^{(k)}(a)$  ( $k = 0, 1, \dots, n-1$ ) are the initial conditions. Obviously, if  $x^{(k)}(a) = 0$  for  $k = 0, 1, \dots, n-1$ , (2.4) can be written as

$$\mathcal{L}\{D_t^\alpha x(t); s\} = s^\alpha F(s). \quad (2.5)$$

**Definition 4** ([35]) Consider the following  $n$ -dimensional fractional-order system with time delay:

$$D^\alpha x_i(t) = f_i(x_1(t), \dots, x_n(t); \tau), \quad i = 1, 2, \dots, n, \quad (2.6)$$

where  $0 < \alpha \leq 1$  and the time delay  $\tau \geq 0$ . System (2.6) undergoes a Hopf bifurcation at the equilibrium  $x^* = (x_1^*, x_2^*, \dots, x_n^*)$  when  $\tau = \tau_0$  if the following three conditions are satisfied:

- (C1) When  $\tau = 0$ , all the eigenvalues  $\lambda_j$  ( $j = 1, 2, \dots, n$ ) of the coefficient matrix  $J$  of the linearized system of (2.6) satisfy  $|\arg(\lambda_j)| > \frac{\alpha\pi}{2}$ .
- (C2) The characteristic equation of the linearized system of (2.6) has a pair of purely imaginary roots  $\pm i\omega_0$  when  $\tau = \tau_0$ .
- (C3)  $\operatorname{Re}[\frac{ds(\tau)}{d\tau}]|_{\tau=\tau_0, \omega=\omega_0} > 0$ , where  $\operatorname{Re}[\cdot]$  denotes the real part of the complex number and  $s$  refers to the eigenvalue of the associated characteristic equation of the linearized system.

### 3 Reasonability of linearized approximation and Hopf bifurcation for fractional-order delay BG system

In this paper, we only consider the nonzero real equilibrium points of the fractional-order delay BG system (1.3). Hence, we need to assume that

$$(H_1) \quad d(b-a) > 0.$$

It is obvious that system (1.3) has two nonzero real equilibrium points:

$$(b-a, \sqrt{d(b-a)}, \sqrt{d(b-a)}), \quad (b-a, -\sqrt{d(b-a)}, -\sqrt{d(b-a)}).$$

We use the delay  $\tau$  as a bifurcation parameter to find the conditions on the occurrence of Hopf bifurcation at the equilibria of system (1.3).

For brevity, the nonzero equilibrium point is denoted as  $(x^*, y^*, z^*)$ . Using the transformations  $u(t) = x(t) - x^*$ ,  $v(t) = y(t) - y^*$ ,  $w(t) = z(t) - z^*$ , system (1.3) can be reduced to

$$\begin{cases} D^{q_1} u(t) = d(u(t) + x^*) - (v(t) + y^*)^2, \\ D^{q_2} v(t) = c(w(t) + z^* - v(t) - y^*), \\ D^{q_3} w(t) = a(v(t) + y^*) - b(w(t - \tau) + z^*) + (u(t) + x^*)(v(t) + y^*), \end{cases} \quad (3.1)$$

that is,

$$\begin{cases} D^{q_1} u(t) = du(t) - 2y^*v(t) - v(t)^2, \\ D^{q_2} v(t) = -cv(t) + cw(t), \\ D^{q_3} w(t) = y^*u(t) + (a + x^*)v(t) - bw(t - \tau) + u(t)v(t). \end{cases} \quad (3.2)$$

System (3.2) has two equilibria

$$(u^*, v^*, w^*) = (0, 0, 0), \left( -\frac{y^{*2}}{d}, -y^*, -y^* \right).$$

The linearized system of (3.2) at the origin is

$$\begin{cases} D^{q_1} \bar{u}(t) = d\bar{u}(t) - 2y^*\bar{v}(t), \\ D^{q_2} \bar{v}(t) = -c\bar{v}(t) + c\bar{w}(t), \\ D^{q_3} \bar{w}(t) = y^*\bar{u}(t) + (a + x^*)\bar{v}(t) - b\bar{w}(t - \tau). \end{cases} \quad (3.3)$$

### 3.1 Analysis of reasonability of linearized approximation

Since the stability change of an equilibrium involves the appearance of Hopf bifurcation, we need to verify the reasonability of the above linearized approximation by the equivalence of stability of equilibrium for systems (3.2) and (3.3).

Following a similar idea as in [36], we prove the equivalence of stability of equilibrium for systems (3.2) and (3.3) in the sense that

$$\lim_{t \rightarrow +\infty} \bar{u}(t) = 0, \quad \lim_{t \rightarrow +\infty} \bar{v}(t) = 0, \quad \lim_{t \rightarrow +\infty} \bar{w}(t) = 0$$

is equivalent to

$$\lim_{t \rightarrow +\infty} u(t) = u^*, \quad \lim_{t \rightarrow +\infty} v(t) = v^*, \quad \lim_{t \rightarrow +\infty} w(t) = w^*,$$

where the initial values are taken as  $u(t) = \bar{u}(t) = \rho(t) > 0$ ,  $v(t) = \bar{v}(t) = \phi(t) > 0$  and  $w(t) = \bar{w}(t) = \psi(t) > 0$  ( $t \in [-\tau, 0]$ ).

Set  $e_1(t) = u(t) - \bar{u}(t)$ ,  $e_2(t) = v(t) - \bar{v}(t)$ ,  $e_3(t) = w(t) - \bar{w}(t)$ . By (3.2) and (3.3), we obtain the error system

$$\begin{cases} D^{q_1} e_1(t) = de_1(t) - 2y^*e_2(t) - (e_2(t) + \bar{v}(t))^2, \\ D^{q_2} e_2(t) = -ce_2(t) + ce_3(t), \\ D^{q_3} e_3(t) = y^*e_1(t) + (a + x^*)e_2(t) - be_3(t - \tau) + (e_1(t) + \bar{u}(t))(e_2(t) + \bar{v}(t)) \end{cases} \quad (3.4)$$

and

$$\begin{cases} D^{q_1} e_1(t) = d e_1(t) - 2y^* e_2(t) - v(t)^2, \\ D^{q_2} e_2(t) = -c e_2(t) + c e_3(t), \\ D^{q_3} e_3(t) = y^* e_1(t) + (a + x^*) e_2(t) - b e_3(t - \tau) + u(t) v(t). \end{cases} \quad (3.5)$$

We have two basic assertions.

**Assertion (a)** If the solutions  $\bar{u}(t)$ ,  $\bar{v}(t)$ ,  $\bar{w}(t)$  of system (3.3) satisfy

$$\lim_{t \rightarrow +\infty} \bar{u}(t) = 0, \quad \lim_{t \rightarrow +\infty} \bar{v}(t) = 0, \quad \lim_{t \rightarrow +\infty} \bar{w}(t) = 0,$$

then the solutions  $u(t)$ ,  $v(t)$ ,  $w(t)$  of system (3.2) satisfy

$$\lim_{t \rightarrow +\infty} u(t) = u^*, \quad \lim_{t \rightarrow +\infty} v(t) = v^*, \quad \lim_{t \rightarrow +\infty} w(t) = w^*.$$

Taking the Laplace transform [34, 37] of both sides of the error system (3.4) gives

$$\begin{cases} s^{q_1} F_1(s) = d F_1(s) - 2y^* F_2(s) - \mathcal{L}[(e_2(t) + \bar{v}(t))^2], \\ s^{q_2} F_2(s) = -c F_2(s) + c F_3(s), \\ s^{q_3} F_3(s) = y^* F_1(s) + (a + x^*) F_2(s) - b e^{-s\tau} F_3(s) + \mathcal{L}[(e_1(t) + \bar{u}(t))(e_2(t) + \bar{v}(t))], \end{cases} \quad (3.6)$$

where  $F_k(s) = \mathcal{L}[e_k(t)]$  ( $k = 1, 2, 3$ ),  $\mathcal{L}[\cdot]$  is the Laplace transform operator.

By (3.6), one gets

$$\begin{cases} s^{q_1} s F_1(s) = d s F_1(s) - 2y^* s F_2(s) - s \mathcal{L}[(e_2(t) + \bar{v}(t))^2], \\ s^{q_2} s F_2(s) = -c s F_2(s) + c s F_3(s), \\ s^{q_3} s F_3(s) = y^* s F_1(s) + (a + x^*) s F_2(s) - b e^{-s\tau} s F_3(s) \\ \quad + s \mathcal{L}[(e_1(t) + \bar{u}(t))(e_2(t) + \bar{v}(t))]. \end{cases} \quad (3.7)$$

Similar to the prior assumption made in theoretical analysis of [38], we make the following prior assumption:  $e_i(t)$  ( $i = 1, 2, 3$ ) are bounded. Then by the final-value theorem of the Laplace transformation [37] and (3.7), we have

$$\begin{cases} d e_1^* - 2y^* e_2^* - e_2^{*2} = 0, \\ e_2^* = e_3^*, \\ y^* e_1^* + (a + x^*) e_2^* - b e_3^* + e_1^* e_2^* = 0, \end{cases} \quad (3.8)$$

where  $e_i^* := \lim_{t \rightarrow +\infty} e_i(t)$  ( $i = 1, 2, 3$ ).

By (3.8), we obtain

$$(e_1^*, e_2^*, e_3^*) = (0, 0, 0) \quad \text{or} \quad \left(-\frac{y^{*2}}{d}, -y^*, -y^*\right), \quad (3.9)$$

which implies

$$\lim_{t \rightarrow +\infty} u(t) = u^*, \quad \lim_{t \rightarrow +\infty} v(t) = v^*, \quad \lim_{t \rightarrow +\infty} w(t) = w^*.$$

On the other hand, by taking the Laplace transform [34, 37] of both sides of the error system (3.5), we have

$$\begin{cases} s^{q_1} F_1(s) = dF_1(s) - 2y^* F_2(s) - \mathcal{L}[v(t)^2], \\ s^{q_2} F_2(s) = -cF_2(s) + cF_3(s), \\ s^{q_3} F_3(s) = y^* F_1(s) + (a + x^*)F_2(s) - be^{-s\tau} F_3(s) + \mathcal{L}[u(t)v(t)]. \end{cases} \quad (3.10)$$

Similarly, by (3.10), we can also prove that  $(e_1^*, e_2^*, e_3^*) = (u^*, v^*, w^*)$ . Hence, we have the following result.

**Assertion (b)** If the solutions  $u(t)$ ,  $v(t)$ ,  $w(t)$  of system (3.2) satisfy

$$\lim_{t \rightarrow +\infty} u(t) = u^*, \quad \lim_{t \rightarrow +\infty} v(t) = v^*, \quad \lim_{t \rightarrow +\infty} w(t) = w^*,$$

then the solutions  $\bar{u}(t)$ ,  $\bar{v}(t)$ ,  $\bar{w}(t)$  of system (3.3) satisfy

$$\lim_{t \rightarrow +\infty} \bar{u}(t) = 0, \quad \lim_{t \rightarrow +\infty} \bar{v}(t) = 0, \quad \lim_{t \rightarrow +\infty} \bar{w}(t) = 0.$$

Thus, by Assertions (a) and (b), we verified the reasonability of the above linearized approximation from the viewpoint of stability of equilibrium.

### 3.2 Hopf bifurcation analysis

The linearized system of (3.2) at the origin can be expressed as

$$\begin{cases} D^{q_1} u(t) = c_{11}u(t) + c_{12}v(t), \\ D^{q_2} v(t) = c_{22}v(t) + c_{23}w(t), \\ D^{q_3} w(t) = c_{31}u(t) + c_{32}v(t) + c_{33}w(t - \tau), \end{cases} \quad (3.11)$$

where  $c_{11} = d$ ,  $c_{12} = -2y^*$ ,  $c_{22} = -c$ ,  $c_{23} = c$ ,  $c_{31} = y^*$ ,  $c_{32} = a + x^*$ ,  $c_{33} = -b$ .

It is easy to obtain the associated characteristic equation by using Laplace transform on system (3.11):

$$\begin{vmatrix} s^{q_1} - c_{11} & -c_{12} & 0 \\ 0 & s^{q_2} - c_{22} & -c_{23} \\ -c_{31} & -c_{32} & s^{q_3} - c_{33}e^{-s\tau} \end{vmatrix} = 0. \quad (3.12)$$

Equation (3.12) can be equivalently rewritten as

$$E_1(s) + E_2(s)e^{-s\tau} = 0, \quad (3.13)$$

where

$$\begin{aligned} E_1(s) &= -s^{q_1} c_{23} c_{32} + s^{q_3} c_{11} c_{22} + c_{11} c_{23} c_{32} - c_{31} c_{12} c_{23} - s^{q_1 + q_3} c_{22} - s^{q_2 + q_3} c_{11} \\ &\quad + s^{q_1 + q_2 + q_3}, \\ E_2(s) &= -c_{33} (-s^{q_1} c_{22} - s^{q_2} c_{11} + c_{11} c_{22} + s^{q_1 + q_2}). \end{aligned}$$

Assume that  $s = i\omega = \omega(\cos \frac{\pi}{2} + i \sin \frac{\pi}{2})$  is a root of Eq. (3.13),  $\omega > 0$ . Substituting  $s = i\omega$  into Eq. (3.13) and separating the real and imaginary parts, then it results in

$$\begin{cases} \alpha_2 \cos \omega\tau + \alpha_4 \sin \omega\tau = -\alpha_1, \\ \alpha_4 \cos \omega\tau - \alpha_2 \sin \omega\tau = -\alpha_3, \end{cases} \quad (3.14)$$

where  $\alpha_i$  ( $i = 1, 2, 3, 4$ ) are defined in Appendix A.

Solving (3.14), one obtains

$$\begin{cases} \cos \omega\tau = -\frac{\alpha_1 \alpha_2 + \alpha_3 \alpha_4}{\alpha_2^2 + \alpha_4^2} = P_1(\omega), \\ \sin \omega\tau = \frac{\alpha_2 \alpha_3 - \alpha_1 \alpha_4}{\alpha_2^2 + \alpha_4^2} = P_2(\omega). \end{cases} \quad (3.15)$$

With the formula  $P_1^2(\omega) + P_2^2(\omega) = 1$ , we can calculate  $\omega$  easily. We might as well suppose that  $\omega_i$  ( $i = 1, 2, \dots, n$ ) are positive solutions. There are four cases of  $\tau_i$  as follows:

I. When  $P_1(\omega_i) > 0$ ,  $P_2(\omega_i) > 0$ , and  $k = 0, 1, 2, \dots$ ,

$$\tau_i^{(k)} = \frac{\arccos P_1(\omega_i) + 2k\pi}{\omega_i} = \frac{\arcsin P_2(\omega_i) + 2k\pi}{\omega_i}.$$

II. When  $P_1(\omega_i) < 0$ ,  $P_2(\omega_i) > 0$ , and  $k = 0, 1, 2, \dots$ ,

$$\tau_i^{(k)} = \frac{\arccos P_1(\omega_i) + 2k\pi}{\omega_i} = \frac{\pi - \arcsin P_2(\omega_i) + 2k\pi}{\omega_i}.$$

III. When  $P_1(\omega_i) > 0$ ,  $P_2(\omega_i) < 0$ , and  $k = 0, 1, 2, \dots$ ,

$$\tau_i^{(k)} = \frac{2\pi - \arccos P_1(\omega_i) + 2k\pi}{\omega_i} = \frac{2\pi + \arcsin P_2(\omega_i) + 2k\pi}{\omega_i}.$$

IV. When  $P_1(\omega_i) < 0$ ,  $P_2(\omega_i) < 0$ , and  $k = 0, 1, 2, \dots$ ,

$$\tau_i^{(k)} = \frac{2\pi - \arccos P_1(\omega_i) + 2k\pi}{\omega_i} = \frac{\pi - \arcsin P_2(\omega_i) + 2k\pi}{\omega_i}.$$

According to the actual meaning of time delay  $\tau$ , we are only interested in the first positive real value of  $\tau$ . Define the bifurcation point as follows:

$$\tau_0 = \min\{\tau_i^{(k)}\}, \quad \omega_0 = \omega_i, \quad i = 1, 2, \dots, n, k = 0, 1, 2, \dots, \quad (3.16)$$

where  $\tau_i^{(k)}$  is defined in cases I–IV and  $\omega_i$  corresponds to  $\min\{\tau_i^{(k)}\}$ .

In order to find the bifurcation point, we need to have an in-depth study of Eq. (3.13). Differentiating both sides of Eq. (3.13) with respect to  $\tau$ , one gets

$$E_1'(s) \frac{ds}{d\tau} + E_2'(s) e^{-s\tau} \frac{ds}{d\tau} + E_2(s) e^{-s\tau} \left( -\tau \frac{ds}{d\tau} - s \right) = 0,$$

where  $E_i'(s)$  are the derivatives of  $E_i(s)$  ( $i = 1, 2$ ). Hence,

$$\frac{ds}{d\tau} = \frac{A(s)}{B(s)}, \quad (3.17)$$



where

$$\begin{aligned} A(s) &= -c_{33}(-s^{q_1}c_{22} - s^{q_2}c_{11} + c_{11}c_{22} + s^{q_1+q_2})se^{-s\tau}, \\ B(s) &= -s^{q_1-1}q_1c_{23}c_{32} + s^{q_3-1}q_3c_{11}c_{22} - s^{q_1+q_3-1}(q_1 + q_3)c_{22} - s^{q_2+q_3-1}(q_2 + q_3)c_{11} \\ &\quad + s^{q_1+q_2+q_3-1}(q_1 + q_2 + q_3) - c_{33}(-s^{q_1-1}q_1c_{22} - s^{q_2-1}q_2c_{11} \\ &\quad + s^{q_1+q_2-1}(q_1 + q_2))e^{-s\tau} + c_{33}\tau(-s^{q_1}c_{22} - s^{q_2}c_{11} + c_{11}c_{22} + s^{q_1+q_2})e^{-s\tau}. \end{aligned}$$

Substituting  $s = i\omega = \omega(\cos \frac{\pi}{2} + i \sin \frac{\pi}{2})$  into  $A(s)$ ,  $B(s)$ , and letting  $A_1$ ,  $A_2$  and  $B_1$ ,  $B_2$  be the real and imaginary parts of  $A(s)$ ,  $B(s)$ , respectively, it can be deduced from Eq. (3.17) that

$$\operatorname{Re} \left[ \frac{ds}{d\tau} \right] = \frac{A_1B_1 + A_2B_2}{B_1^2 + B_2^2}, \quad (3.18)$$

where  $A_i$ ,  $B_i$  ( $i = 1, 2$ ) are defined in Appendix B.

Basing on the aforementioned analysis, we get

**Lemma 1** *Let  $s(\tau) = \gamma(\tau) + i\omega(\tau)$  be the root of Eq. (3.13) near  $\tau = \tau_i^{(k)}$  satisfying  $\gamma(\tau_i^{(k)}) = 0$ ,  $\omega(\tau_i^{(k)}) = \omega_i$ , then the transversality condition*

$$\operatorname{Re} \left[ \frac{ds}{d\tau} \right] \Big|_{(\tau=\tau_0, \omega=\omega_0)} > 0 \quad (3.19)$$

holds if the following assumption is satisfied:

$$(H_2) \quad \frac{A_1B_1 + A_2B_2}{B_1^2 + B_2^2} > 0,$$

where  $A_i$ ,  $B_i$  ( $i = 1, 2$ ) are defined in Appendix B.

Next, to verify Assumption (C1) in Definition 4, we need the following lemma.

**Lemma 2** *If the following assumptions hold:*

$$(H_3) \quad c_{11} + c_{22} + c_{33} < 0.$$

$$(H_4) \quad c_{11}^2c_{22} + c_{11}^2c_{33} + c_{11}c_{22}^2 + 2c_{11}c_{22}c_{33} + c_{11}c_{33}^2 - c_{12}c_{23}c_{31} + c_{22}^2c_{33} - c_{22}c_{23}c_{32} + c_{22}c_{33}^2 - c_{23}c_{32}c_{33} < 0.$$

$$(H_5) \quad c_{11}c_{22}c_{33} - c_{11}c_{23}c_{32} + c_{31}c_{12}c_{23} < 0,$$

then all the eigenvalues  $\lambda_j$  ( $j = 1, 2, 3$ ) of the coefficient matrix  $J$  of the linearized system (3.11) of system (3.2) with  $\tau = 0$  satisfy  $|\arg(\lambda_j)| > \frac{q_i\pi}{2}$  ( $i, j = 1, 2, 3$ ).

*Proof* Neglecting the time delay, i.e.,  $\tau = 0$ , the characteristic equation of coefficient matrix  $J$  of the linearized system (3.11) becomes

$$\begin{vmatrix} \lambda - c_{11} & -c_{12} & 0 \\ 0 & \lambda - c_{22} & -c_{23} \\ -c_{31} & -c_{32} & \lambda - c_{33} \end{vmatrix} = 0, \quad (3.20)$$

which is equivalent to

$$\begin{aligned} &\lambda^3 - (c_{11} + c_{22} + c_{33})\lambda^2 + (c_{11}c_{22} + c_{11}c_{33} + c_{22}c_{33} - c_{32}c_{23})\lambda \\ &\quad - c_{11}c_{22}c_{33} + c_{11}c_{23}c_{32} - c_{31}c_{12}c_{23} = 0. \end{aligned}$$

If Assumptions  $(H_3)$ – $(H_5)$  are satisfied, it is easy to check from Routh–Hurwitz criterion that three eigenvalues  $\lambda_j$  ( $j = 1, 2, 3$ ) of Eq. (3.20) have negative real parts. Therefore,  $|\arg(\lambda_j)| > \frac{q_i\pi}{2}$  ( $i, j = 1, 2, 3$ ).  $\square$

**Remark 1** It is apparent that the derived conditions in Lemma 2 are only sufficient conditions. According to Definition 4, if conditions  $(H_3)$ – $(H_5)$  are replaced by other conditions which can guarantee that all the roots of Eq. (3.20) satisfy  $|\arg(\lambda_j)| > \frac{q_i\pi}{2}$  ( $i, j = 1, 2, 3$ ), then Lemma 2 may still hold.

Basing on Definition 4, we achieve the first primary theorem of this paper.

**Theorem 1** Suppose  $(H_1)$ – $(H_5)$  hold, when  $0 < q_i \leq 1$  ( $i = 1, 2, 3$ ) and the time delay  $\tau \geq 0$ . The fractional-order delay system (1.3) undergoes a Hopf bifurcation at the nonzero equilibrium point  $(x^*, y^*, z^*)$  when  $\tau = \tau_0$ , where  $\tau_0$  is defined by formula (3.16).

#### 4 Delayed feedback control of fraction-order delay BG systems

In this section, a delayed feedback controller  $k[y(t) - y(t - \tau)]$  is added to the second equation of uncontrolled system (1.3), and then the delay feedback control system can be acquired as

$$\begin{cases} D^{q_1}x(t) = dx(t) - y^2(t), \\ D^{q_2}y(t) = c(z(t) - y(t)) + k[y(t) - y(t - \tau)], \\ D^{q_3}z(t) = ay(t) - bz(t - \tau) + x(t)y(t). \end{cases} \quad (4.1)$$

For the sake of revealing the relationship between the controller and Hopf bifurcation, we still use the delay  $\tau$  as a parameter in Eq. (4.1). Analogous to the previous analysis, by performing transformations  $u(t) = x(t) - x^*$ ,  $v(t) = y(t) - y^*$ ,  $w(t) = z(t) - z^*$ , with the help of the linearized scheme, the linearization of the controlled system (4.1) has the form:

$$\begin{cases} D^{q_1}u(t) = c_{11}u(t) + c_{12}v(t), \\ D^{q_2}v(t) = c_{22}v(t) + c_{23}w(t) + k[v(t) - v(t - \tau)], \\ D^{q_3}w(t) = c_{31}u(t) + c_{32}v(t) + c_{33}w(t - \tau), \end{cases} \quad (4.2)$$

where  $c_{11}$ ,  $c_{12}$ ,  $c_{22}$ ,  $c_{23}$ ,  $c_{31}$ ,  $c_{32}$ , and  $c_{33}$  are defined as system (3.11).

Therefore, the associated characteristic equation of system (4.2) is

$$\begin{vmatrix} s^{q_1} - c_{11} & -c_{12} & 0 \\ 0 & s^{q_2} - c_{22} - k + ke^{-s\tau} & -c_{23} \\ -c_{31} & -c_{32} & s^{q_3} - c_{33}e^{-s\tau} \end{vmatrix} = 0. \quad (4.3)$$

Obviously, Eq. (4.3) is equivalent to

$$F_1(s) + F_2(s)e^{-s\tau} + F_3(s)e^{-2s\tau} = 0, \quad (4.4)$$

where

$$\begin{aligned} F_1(s) &= ks^{q_3}c_{11} - s^{q_1}c_{23}c_{32} + s^{q_3}c_{11}c_{22} + c_{11}c_{23}c_{32} - c_{31}c_{12}c_{23} - ks^{q_1+q_3} - s^{q_2+q_3}c_{11} \\ &\quad - s^{q_1+q_3}c_{22} + s^{q_1+q_2+q_3}, \\ F_2(s) &= ks^{q_1+q_3} + ks^{q_1}c_{33} - ks^{q_3}c_{11} - kc_{11}c_{33} - s^{q_1+q_2}c_{33} + s^{q_1}c_{22}c_{33} \\ &\quad + s^{q_2}c_{11}c_{33} - c_{11}c_{22}c_{33}, \\ F_3(s) &= -kc_{33}(s^{q_1} - c_{11}). \end{aligned}$$

By multiplying  $e^{s\tau}$  on both sides of Eq. (4.4), it is obvious that

$$F_1(s)e^{s\tau} + F_2(s) + F_3(s)e^{-s\tau} = 0. \quad (4.5)$$

Assume that  $s = i\omega = \omega(\cos \frac{\pi}{2} + i \sin \frac{\pi}{2})$  is a root of Eq. (4.5),  $\omega > 0$ . Substituting  $s = i\omega$  into Eq. (4.5) and separating the real and imaginary parts, we have

$$\begin{cases} \beta_1 \cos \omega\tau + \beta_3 \sin \omega\tau = -\beta_5, \\ \beta_2 \cos \omega\tau + \beta_4 \sin \omega\tau = -\beta_6, \end{cases} \quad (4.6)$$

where  $\beta_i$  ( $i = 1, 2, \dots, 6$ ) are defined in Appendix C.

From Eq. (4.6), we have

$$\begin{cases} \cos \omega\tau = -\frac{\beta_6\beta_3 - \beta_5\beta_4}{\beta_4\beta_1 - \beta_3\beta_2} = Q_1(\omega), \\ \sin \omega\tau = \frac{\beta_5\beta_2 - \beta_6\beta_1}{\beta_4\beta_1 - \beta_3\beta_2} = Q_2(\omega). \end{cases} \quad (4.7)$$

Consistent with the previous section, with the formula  $Q_1^2(\omega) + Q_2^2(\omega) = 1$ , we can calculate  $\omega$  easily. We might as well suppose that  $\omega_i$  ( $i = 1, 2, \dots, n$ ) are positive solutions, and can get the same four cases of  $\tau_i^{(k)}$  ( $k = 0, 1, 2, \dots$ ) as in Sect. 3.

Next we define the bifurcation point

$$\tau_0^* = \min\{\tau_i^{(k)}\}, \quad \omega_0^* = \omega_i, \quad i = 1, 2, \dots, n, k = 0, 1, 2, \dots, \quad (4.8)$$

where  $\omega_i$  corresponds to  $\min\{\tau_i^{(k)}\}$ . It needs to be noticed that the calculation of  $\tau_i^{(k)}$  and  $\omega_i$  is relying on the feedback gain coefficient  $k$  (see Appendix C).

Differentiating both sides of Eq. (4.5) with respect to  $\tau$ , one obtains

$$\begin{aligned} F_1'(s)\frac{ds}{d\tau} + F_2'(s)e^{-s\tau}\frac{ds}{d\tau} + F_2(s)e^{-s\tau}\left(-\tau\frac{ds}{d\tau} - s\right) + F_3'(s)e^{-2s\tau}\frac{ds}{d\tau} \\ + F_3(s)e^{-2s\tau}\left(-2\tau\frac{ds}{d\tau} - 2s\right) = 0, \end{aligned}$$

where  $F_i'(s)$  are the derivatives of  $F_i(s)$  ( $i = 1, 2, 3$ ).

Therefore,

$$\frac{ds}{d\tau} = \frac{C(s)}{D(s)}, \quad (4.9)$$

where

$$\begin{aligned} C(s) &= s[F_2(s)e^{-s\tau} + 2F_3(s)e^{-2s\tau}], \\ D(s) &= F_1'(s) + [F_2'(s) - \tau F_2(s)]e^{-s\tau} + [F_3'(s) - 2\tau F_3(s)]e^{-2s\tau}. \end{aligned} \quad (4.10)$$

It can be deduced from Eq. (4.9) that

$$\operatorname{Re} \left[ \frac{ds}{d\tau} \right] = \frac{C_1 D_1 + C_2 D_2}{D_1^2 + D_2^2}, \quad (4.11)$$

where  $C_1, C_2, D_1, D_2$  are the real and imaginary parts of  $C(s)$  and  $D(s)$ , respectively, and the exact expressions are given in Appendix D.

Thus, we obtain the following lemma:

**Lemma 3** *Let  $s(\tau) = \delta(\tau) + i\omega(\tau)$  be the root of Eq. (4.5) near  $\tau = \tau_i^{(k)}$  satisfying  $\delta(\tau_i^{(k)}) = 0$ ,  $\omega(\tau_i^{(k)}) = \omega_i^*$ . Then the transversality condition*

$$\operatorname{Re} \left[ \frac{ds}{d\tau} \right] \Big|_{(\tau=\tau_0^*, \omega=\omega_0^*)} > 0 \quad (4.12)$$

holds if the following assumption is satisfied:

$$(H_6) \quad \frac{C_1 D_1 + C_2 D_2}{D_1^2 + D_2^2} > 0,$$

where  $C_i, D_i$  ( $i = 1, 2$ ) are defined as in (4.11).

Based on the previous discussion, the following theorem can be concluded.

**Theorem 2** *Suppose  $(H_1), (H_3)–(H_6)$  hold, when  $0 < q_i \leq 1$  ( $i = 1, 2, 3$ ) and the delay  $\tau \geq 0$ . The delay feedback control system (4.1) undergoes a Hopf bifurcation at the nonzero equilibrium  $(x^*, y^*, z^*)$  when  $\tau = \tau_0^*$ , where  $\tau_0^*$  is defined as in (4.8).*

**Remark 2** In this section, we use the same method as in Sect. 3 to discuss the delay feedback control system (4.1). In reality, the Hopf bifurcation points  $(\tau_0^*, \omega_0^*)$  of system (4.1) can be controlled successfully by changing the feedback gain coefficient  $k$ . We will illustrate this fact in the next section by numerical simulations.

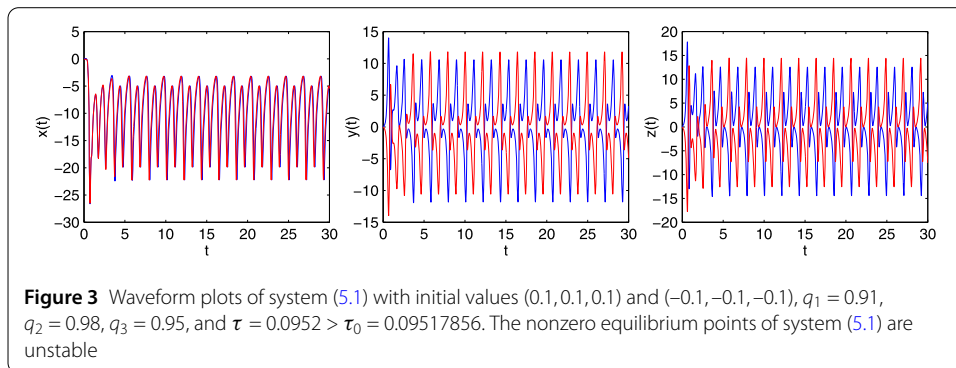
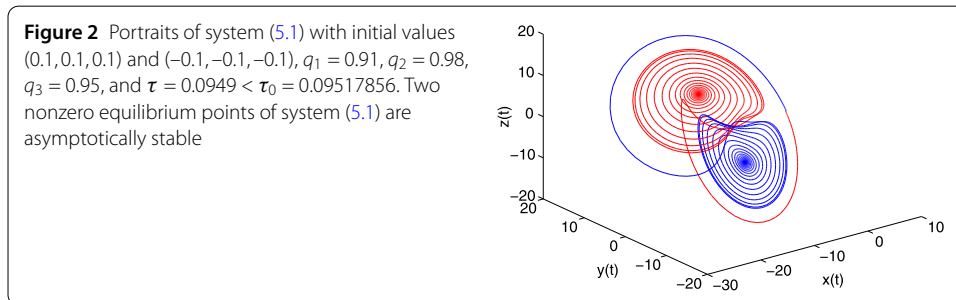
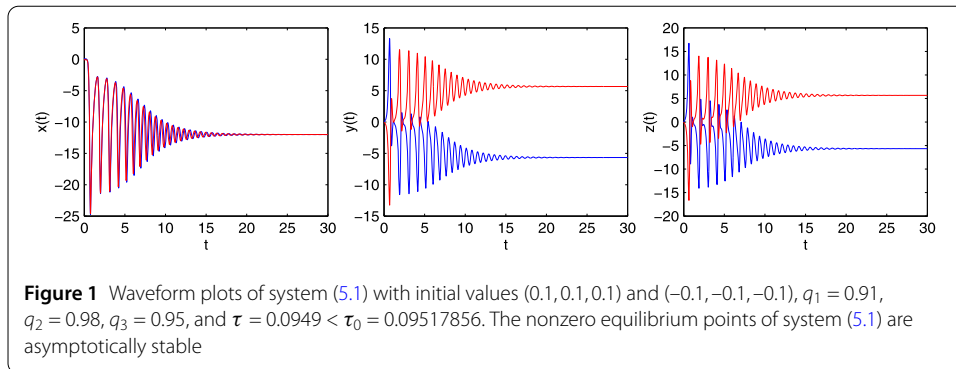
## 5 Numerical simulations

Adams–Bashforth–Moulton predictor–corrector scheme [39] has been widely used in numerical simulation for fractional-order differential equation. In this section, this method is adopted in two examples to verify the efficiency and feasibility of our theoretical results, in which step-length is taken as  $h = 0.001$ .

### 5.1 Example 1

For the convenience of comparison, all the system parameters come from the literature [31]:  $a = 22, b = 10, c = 10, d = -2.667$ . Without loss of generality, let  $q_1 = 0.91, q_2 = 0.98, q_3 = 0.95$ , then system (1.3) can be changed into

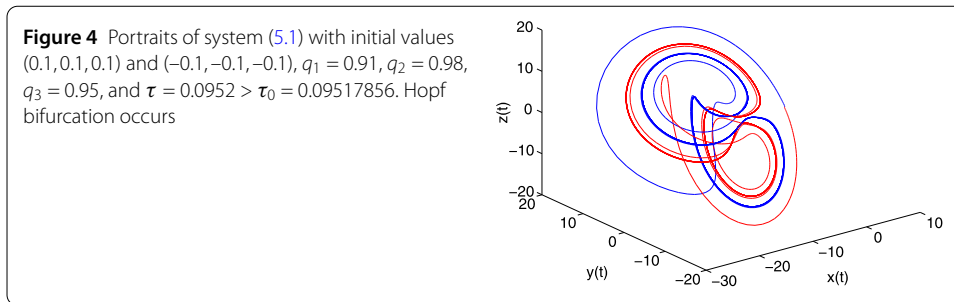
$$\begin{cases} D^{q_1} x(t) = -2.667x(t) - y^2(t), \\ D^{q_2} y(t) = 10(z(t) - y(t)), \\ D^{q_3} z(t) = 22y(t) - 10z(t - \tau) + x(t)y(t). \end{cases} \quad (5.1)$$



For system (5.1), it is easy to verify that  $(H_1)$ – $(H_5)$  are all satisfied. The nonzero equilibrium points are  $(-12, 5.657, 5.657)$  and  $(-12, -5.657, -5.657)$ . One can obtain the critical frequency  $\omega_0 = 9.35083452$  and bifurcation point  $\tau_0 = 0.09517856$ . By Theorem 1, Hopf bifurcation of system (5.1) appears at  $\tau_0$ . To better present our results, we give two simulations. One uses  $\tau = 0.0949 < \tau_0 = 0.09517856$ , which is displayed in Figs. 1 and 2. Under this condition, we can see that two nonzero equilibria are asymptotically stable. The other uses  $\tau = 0.0952 > \tau_0 = 0.09517856$ , which is displayed in Figs. 3 and 4. It is apparent that two nonzero equilibria are unstable and Hopf bifurcation occurs. Therefore, Theorem 1 is verified by these simulations.

## 5.2 Example 2

In this example, a linear delayed feedback controller is added to the uncontrolled system (5.1) so as to control the Hopf bifurcation. In order to illustrate the effects of bifurcation control via the proposed controller preferably, three fractional orders and all the system parameters are chosen the same as in Example 1, then the controlled system is shown as



**Table 1** The impact of  $k$  on the values of  $\omega_0^*$  and  $\tau_0^*$  for the controlled system (5.2) with  $q_1 = 0.91$ ,  $q_2 = 0.98$ ,  $q_3 = 0.95$

Feedback gain $k$	Critical frequency $\omega_0^*$	Bifurcation point $\tau_0^*$
-3	9.653358584	0.108321963
-2.5	9.595547511	0.106433652
-2	9.539410105	0.104408781
-1.5	9.485911614	0.102254645
-1	9.436041308	0.099984585
-0.5	9.390741645	0.097617839
0	9.350834520	0.095178561
0.5	9.316958928	0.092694075
1	9.289532626	0.090192707
1.5	9.268743775	0.087701612
2	9.254570242	0.085245013
2.5	9.246818131	0.082843069
3	9.245168793	0.080511419

follows:

$$\begin{cases} D^{q_1}x(t) = -2.667x(t) - y^2(t), \\ D^{q_2}y(t) = 10(z(t) - y(t)) + k[y(t) - y(t - \tau)], \\ D^{q_3}z(t) = 22y(t) - 10z(t - \tau) + x(t)y(t). \end{cases} \quad (5.2)$$

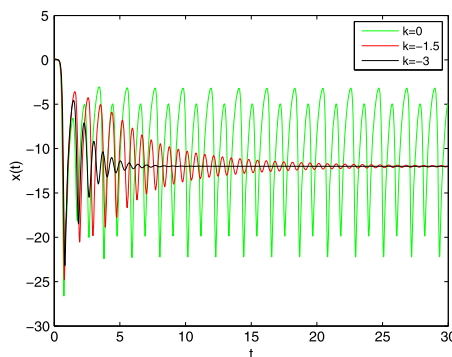
For exhibiting the impact of feedback gain coefficient  $k$  on the Hopf bifurcation for the controlled system (5.2), we calculate a group of critical frequency  $\omega_0^*$  and bifurcation points  $\tau_0^*$  corresponding to ever-increasing  $k$ , see Table 1. According to Table 1, system (5.2) is controlled by the delayed feedback controller  $k[y(t) - y(t - \tau)]$  effectively. When  $k$  increases from negative to positive,  $\tau_0^*$  decreases gradually. This means that the stable domain wanes and the emergence of Hopf bifurcation is advanced. Moreover, by choosing three different  $k$ , Figs. 5–7 illustrate that the effect of Hopf bifurcation control is much better as  $k$  decreases.

## 6 Conclusions and discussion

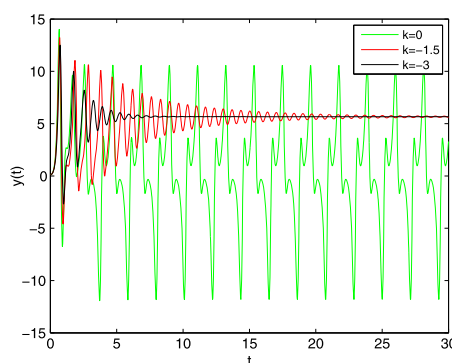
In this paper, sufficient conditions on the emergence of Hopf bifurcation have been established for a fractional-order delay Bhalekar–Gejji chaotic system. The delay feedback control issue of Hopf bifurcations for such a system has been investigated by theoretical analysis and numerical simulation.

This paper mainly focused on three aspects: the reasonability of the linearized approximation, delay-induced Hopf bifurcation, and delay feedback control of Hopf bifurcation for a fractional-order delay Bhalekar–Gejji chaotic system. Comparing to the previous

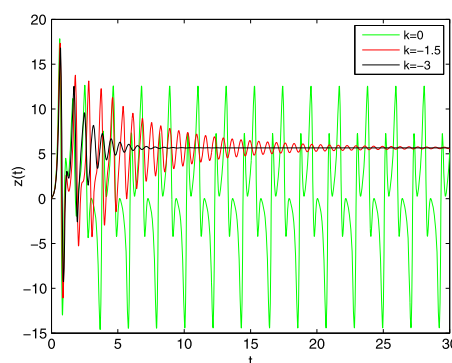
**Figure 5** Waveform plot of system (5.2) with initial values  $(0.1, 0.1, 0.1)$ ,  $q_1 = 0.91$ ,  $q_2 = 0.98$ ,  $q_3 = 0.95$ , and  $\tau = 0.1$ , the feedback gain  $k = 0$ ,  $k = -1.5$ ,  $k = -3$ . The effect of bifurcation control for the controlled system (5.2) becomes better as the feedback gain  $k$  decreases



**Figure 6** Waveform plot of system (5.2) with initial values  $(0.1, 0.1, 0.1)$ ,  $q_1 = 0.91$ ,  $q_2 = 0.98$ ,  $q_3 = 0.95$ , and  $\tau = 0.1$ , the feedback gain  $k = 0$ ,  $k = -1.5$ ,  $k = -3$ . The effect of bifurcation control for the controlled system (5.2) becomes better as the feedback gain  $k$  decreases



**Figure 7** Waveform plot of system (5.2) with initial values  $(0.1, 0.1, 0.1)$ ,  $q_1 = 0.91$ ,  $q_2 = 0.98$ ,  $q_3 = 0.95$ , and  $\tau = 0.1$ , the feedback gain  $k = 0$ ,  $k = -1.5$ ,  $k = -3$ . The effect of bifurcation control for the controlled system (5.2) becomes better as the feedback gain  $k$  decreases



similar works, we semianalytically verified the reasonability of the linearized approximation by the equivalence of stable equilibrium for the converted systems (3.2) and (3.3) under an appropriate prior assumption. To some extent, this provides a theoretical support for the definition of Hopf bifurcation for fractional-order delay systems proposed by [35].

We find that the time delay has an important influence on the stability of the fractional-order delay Bhalekar–Gejji chaotic system. The delay can be used as the bifurcation parameter to derive the asymptotic stability interval of the system and in which conditions the system will exhibit dynamic behavior such as Hopf bifurcation. In addition, for the fractional-order delay Bhalekar–Gejji chaotic system, the feedback gain can control the bifurcation value and expand the stability range of the system.

In the simulations, we can also observe the stability of equilibrium points of the proposed system. In fact, it is difficult to analytically prove stability of equilibrium points of the original system (1.3), which is not only because of the complexity of the system, but also due to the lack of a well-developed stability theory of nonlinear fractional-order delay systems.

In the subsequent research, we would also like to explore the effect of the fractional order and time delay on the occurrence of chaos for the fractional-order delay Bhalekar–Gejji chaotic system.

## Appendix A

The expressions of  $\alpha_1$ ,  $\alpha_2$ ,  $\alpha_3$ , and  $\alpha_4$  in Eq. (3.14) are computed as follows:

$$\begin{aligned}\alpha_1 &= -\omega^{q_1} \cos\left(\frac{q_1\pi}{2}\right) c_{23}c_{32} + \omega^{q_3} \cos\left(\frac{q_3\pi}{2}\right) c_{11}c_{22} + c_{11}c_{23}c_{32} - c_{31}c_{12}c_{23} \\ &\quad - \omega^{q_1+q_3} \cos\left(\frac{(q_1+q_3)\pi}{2}\right) c_{22} - \omega^{q_2+q_3} \cos\left(\frac{(q_2+q_3)\pi}{2}\right) c_{11} \\ &\quad + \omega^{q_1+q_2+q_3} \cos\left(\frac{(q_1+q_2+q_3)\pi}{2}\right), \\ \alpha_2 &= \omega^{q_1} \cos\left(\frac{q_1\pi}{2}\right) c_{22}c_{33} + \omega^{q_2} \cos\left(\frac{q_2\pi}{2}\right) c_{11}c_{33} - \omega^{q_1+q_2} \cos\left(\frac{(q_3+q_2)\pi}{2}\right) c_{33} \\ &\quad - c_{11}c_{22}c_{33}, \\ \alpha_3 &= \omega^{q_3} \sin\left(\frac{q_3\pi}{2}\right) c_{11}c_{22} - \omega^{q_1} \sin\left(\frac{q_1\pi}{2}\right) c_{23}c_{32} - \omega^{q_1+q_3} \sin\left(\frac{q_1\pi}{2} + \frac{q_3\pi}{2}\right) c_{22} \\ &\quad - \omega^{q_2+q_3} \sin\left(\frac{q_2\pi}{2} + \frac{q_3\pi}{2}\right) c_{11} + \omega^{q_1+q_2+q_3} \sin\left(\frac{q_1\pi}{2} + \frac{q_2\pi}{2} + \frac{q_3\pi}{2}\right), \\ \alpha_4 &= \omega^{q_1} \sin\left(\frac{q_1\pi}{2}\right) c_{22}c_{33} + \omega^{q_2} \sin\left(\frac{q_2\pi}{2}\right) c_{11}c_{33} - \omega^{q_1+q_2} \sin\left(\frac{(q_1+q_2)\pi}{2}\right) c_{33}.\end{aligned}$$

## Appendix B

The expressions of  $A_1$ ,  $A_2$ ,  $B_1$ , and  $B_2$  in Eq. (3.18) are given as:

$$\begin{aligned}A_1 &= \omega_0 c_{33} \left( -\omega_0^{q_1} \sin\left(\frac{q_1\pi}{2}\right) c_{22} - \omega_0^{q_2} \sin\left(\frac{q_2\pi}{2}\right) c_{11} + \sin\left(\frac{(q_1+q_2)\pi}{2}\right) \omega_0^{q_1+q_2} \right) \\ &\quad \times \cos(\tau_0\omega_0) + \omega_0 c_{33} \left( \omega_0^{q_1} \cos\left(\frac{q_1\pi}{2}\right) c_{22} + \omega_0^{q_2} \cos\left(\frac{q_2\pi}{2}\right) c_{11} \right. \\ &\quad \left. - \cos\left(\frac{(q_1+q_2)\pi}{2}\right) \omega_0^{q_1+q_2} - c_{11}c_{22} \right) \sin(\tau_0\omega_0), \\ A_2 &= \omega_0 c_{33} \left( \omega_0^{q_1} \cos\left(\frac{q_1\pi}{2}\right) c_{22} + \omega_0^{q_2} \cos\left(\frac{q_2\pi}{2}\right) c_{11} \right. \\ &\quad \left. - \cos\left(\frac{(q_1+q_2)\pi}{2}\right) \omega_0^{q_1+q_2} - c_{11}c_{22} \right) \\ &\quad \times \cos(\tau_0\omega_0) + \omega_0 c_{33} \left( \omega_0^{q_1} \sin\left(\frac{q_1\pi}{2}\right) c_{22} + \omega_0^{q_2} \sin\left(\frac{q_2\pi}{2}\right) c_{11} \right. \\ &\quad \left. - \sin\left(\frac{(q_1+q_2)\pi}{2}\right) \omega_0^{q_1+q_2} \right) \sin(\tau_0\omega_0),\end{aligned}$$



$$\begin{aligned}
B_1 = & \cos(\tau_0 \omega_0) \frac{1}{\omega_0} \left( c_{11} c_{22} c_{33} \omega_0 \tau_0 + \omega_0^{q_1+q_2+1} \cos\left(\frac{(q_1+q_2)\pi}{2}\right) c_{33} \tau_0 \right. \\
& + \omega_0^{q_2} c_{11} c_{33} \left( \sin\left(\frac{q_2\pi}{2}\right) q_2 - \cos\left(\frac{q_2\pi}{2}\right) \tau_0 \omega_0 \right) \\
& + \omega_0^{q_1} c_{22} c_{33} \left( \sin\left(\frac{q_1\pi}{2}\right) q_1 - \cos\left(\frac{q_1\pi}{2}\right) \tau_0 \omega_0 \right) \\
& - \sin\left(\frac{(q_1+q_2)\pi}{2}\right) \omega_0^{q_1+q_2} c_{33} (q_1+q_2) \Big) \\
& + \sin(\tau_0 \omega_0) \frac{1}{\omega_0} \left( \omega_0^{q_2} c_{11} c_{33} \left( -\cos\left(\frac{q_2\pi}{2}\right) q_2 \right. \right. \\
& - \sin\left(\frac{q_2\pi}{2}\right) \omega_0 \tau_0 \Big) - \omega_0^{q_1} c_{22} c_{33} \left( \cos\left(\frac{q_1\pi}{2}\right) q_1 + \sin\left(\frac{q_1\pi}{2}\right) \omega_0 \tau_0 \right) \\
& + \cos\left(\frac{(q_1+q_2)\pi}{2}\right) \omega_0^{q_1+q_2} c_{33} (q_1+q_2) + \omega_0^{q_1+q_2+1} \sin\left(\frac{(q_1+q_2)\pi}{2}\right) c_{33} \tau_0 \Big) \\
& + \frac{1}{\omega_0} \left( -\omega_0^{q_1} \sin\left(\frac{q_1\pi}{2}\right) q_1 c_{23} c_{32} - \omega_0^{q_1+q_3} \sin\left(\frac{(q_1+q_3)\pi}{2}\right) c_{22} (q_1+q_3) \right. \\
& + \omega_0^{q_1+q_2+q_3} \sin\left(\frac{(q_1+q_2+q_3)\pi}{2}\right) (q_1+q_2+q_3) \\
& \left. - \omega_0^{q_2+q_3} \sin\left(\frac{(q_2+q_3)\pi}{2}\right) c_{11} (q_2+q_3) + \omega_0^{q_3} \sin\left(\frac{q_3\pi}{2}\right) q_3 c_{11} c_{22} \right), \\
B_2 = & \cos(\tau_0 \omega_0) \frac{1}{\omega_0} \left( -\omega_0^{q_2} c_{11} c_{33} \left( \cos\left(\frac{q_2\pi}{2}\right) q_2 + \sin\left(\frac{q_2\pi}{2}\right) \omega_0 \tau_0 \right) \right. \\
& - \omega_0^{q_1} c_{22} c_{33} \left( \cos\left(\frac{q_1\pi}{2}\right) q_1 + \sin\left(\frac{q_1\pi}{2}\right) \omega_0 \tau_0 \right) \\
& + \omega_0^{q_1+q_2} c_{33} \cos\left(\frac{(q_1+q_2)\pi}{2}\right) (q_1+q_2) \\
& + \omega_0^{q_1+q_2+1} \sin\left(\frac{(q_1+q_2)\pi}{2}\right) c_{33} \tau_0 \Big) + \sin(\tau_0 \omega_0) \frac{1}{\omega_0} \left( -c_{11} c_{22} c_{33} \omega_0 \tau_0 \right. \\
& - \omega_0^{q_1} c_{22} c_{33} \left( \sin\left(\frac{q_1\pi}{2}\right) q_1 - \cos\left(\frac{q_1\pi}{2}\right) \omega_0 \tau_0 \right) - \omega_0^{q_2} c_{11} c_{33} \left( \sin\left(\frac{q_2\pi}{2}\right) q_2 \right. \\
& - \cos\left(\frac{q_2\pi}{2}\right) \omega_0 \tau_0 \Big) + \sin\left(\frac{(q_1+q_2)\pi}{2}\right) \omega_0^{q_1+q_2} c_{33} (q_1+q_2) \\
& - \omega_0^{q_1+q_2+1} \cos\left(\frac{(q_1+q_2)\pi}{2}\right) c_{33} \tau_0 \Big) + \frac{1}{\omega_0} \left( \omega_0^{q_1} \cos\left(\frac{q_1\pi}{2}\right) q_1 c_{23} c_{32} \right. \\
& + \omega_0^{q_1+q_3} \cos\left(\frac{(q_1+q_3)\pi}{2}\right) c_{22} (q_1+q_3) + \omega_0^{q_2+q_3} \cos\left(\frac{(q_2+q_3)\pi}{2}\right) c_{11} (q_2+q_3) \\
& \left. - \omega_0^{q_1+q_2+q_3} \cos\left(\frac{(q_1+q_2+q_3)\pi}{2}\right) (q_1+q_2+q_3) - \omega_0^{q_3} \cos\left(\frac{q_3\pi}{2}\right) q_3 c_{11} c_{22} \right).
\end{aligned}$$

## Appendix C

The expressions of  $\beta_1$ ,  $\beta_2$ ,  $\beta_3$ ,  $\beta_4$ ,  $\beta_5$ , and  $\beta_6$  in Eq. (4.6) are:

$$\beta_1 = \omega^{q_1+q_2+q_3} \sin\left(\frac{q_1\pi}{2} + \frac{q_2\pi}{2} + \frac{q_3\pi}{2}\right) - k \omega^{q_1} \sin\left(\frac{q_1\pi}{2}\right) c_{33} - \omega^{q_1} \sin\left(\frac{q_1\pi}{2}\right) c_{23} c_{32}$$

$$\begin{aligned}
& + \omega^{q_3} \sin\left(\frac{q_3\pi}{2}\right) c_{11} + \omega^{q_3} \sin\left(\frac{q_3\pi}{2}\right) c_{11} c_{22} - k \omega^{q_1+q_3} \sin\left(\frac{q_1\pi}{2} + \frac{q_3\pi}{2}\right) \\
& - \omega^{q_1+q_3} \sin\left(\frac{q_1\pi}{2} + \frac{q_3\pi}{2}\right) c_{22} - \omega^{q_2+q_3} \sin\left(\frac{q_2\pi}{2} + \frac{q_3\pi}{2}\right) c_{11}, \\
\beta_2 & = c_{11} c_{23} c_{32} - c_{31} c_{12} c_{23} + k c_{11} c_{33} + \omega^{q_1+q_2+q_3} \cos\left(\frac{(q_1+q_2+q_3)\pi}{2}\right) \\
& + k \omega^{q_3} \cos\left(\frac{q_3\pi}{2}\right) c_{11} + \omega^{q_3} \cos\left(\frac{q_3\pi}{2}\right) c_{11} c_{22} - k \omega^{q_1} \cos\left(\frac{q_1\pi}{2}\right) c_{33} \\
& - \omega^{q_1} \cos\left(\frac{q_1\pi}{2}\right) c_{23} c_{32} - k \omega^{q_1+q_3} \cos\left(\frac{(q_1+q_3)\pi}{2}\right) - \omega^{q_1+q_3} \cos\left(\frac{(q_1+q_3)\pi}{2}\right) c_{22} \\
& - \omega^{q_2+q_3} \cos\left(\frac{(q_2+q_3)\pi}{2}\right) c_{11}, \\
\beta_3 & = \omega^{q_1+q_2+q_3} \cos\left(\frac{q_1\pi}{2} + \frac{q_2\pi}{2} + \frac{q_3\pi}{2}\right) - \omega^{q_1} \cos\left(\frac{q_1\pi}{2}\right) c_{23} c_{32} + k \omega^{q_3} \cos\left(\frac{q_3\pi}{2}\right) c_{11} \\
& + \omega^{q_3} \cos\left(\frac{q_3\pi}{2}\right) c_{11} c_{22} + k \omega^{q_1} \cos\left(\frac{q_1\pi}{2}\right) c_{33} - k \omega^{q_1+q_3} \cos\left(\frac{q_1\pi}{2} + \frac{q_3\pi}{2}\right) \\
& - \omega^{q_1+q_3} \cos\left(\frac{q_1\pi}{2} + \frac{q_3\pi}{2}\right) c_{22} - \omega^{q_2+q_3} \cos\left(\frac{q_2\pi}{2} + \frac{q_3\pi}{2}\right) c_{11} \\
& + c_{11} c_{23} c_{32} - c_{31} c_{12} c_{23} - k c_{11} c_{33}, \\
\beta_4 & = -\omega^{q_1+q_2+q_3} \sin\left(\frac{(q_1+q_2+q_3)\pi}{2}\right) + \omega^{q_1} \sin\left(\frac{q_1\pi}{2}\right) c_{23} c_{32} - k \omega^{q_3} \sin\left(\frac{q_3\pi}{2}\right) c_{11} \\
& - \omega^{q_3} \sin\left(\frac{q_3\pi}{2}\right) c_{11} c_{22} - k \omega^{q_1} \sin\left(\frac{q_1\pi}{2}\right) c_{33} + k \omega^{q_1+q_3} \sin\left(\frac{(q_1+q_3)\pi}{2}\right) \\
& + \omega^{q_1+q_3} \sin\left(\frac{(q_1+q_3)\pi}{2}\right) c_{22} + \omega^{q_2+q_3} \sin\left(\frac{(q_2+q_3)\pi}{2}\right) c_{11}, \\
\beta_5 & = -k \omega^{q_3} \sin\left(\frac{q_3\pi}{2}\right) c_{11} + k \omega^{q_1} \sin\left(\frac{q_1\pi}{2}\right) c_{33} + \omega^{q_2} \sin\left(\frac{q_2\pi}{2}\right) c_{11} c_{33} \\
& + \omega^{q_1} \sin\left(\frac{q_1\pi}{2}\right) c_{22} c_{33} + k \omega^{q_1+q_3} \sin\left(\frac{q_1\pi}{2} + \frac{q_3\pi}{2}\right) \\
& - \omega^{q_1+q_2} \sin\left(\frac{q_1\pi}{2} + \frac{q_2\pi}{2}\right) c_{33}, \\
\beta_6 & = k \omega^{q_1} \cos\left(\frac{q_1\pi}{2}\right) c_{33} - k \omega^{q_3} \cos\left(\frac{q_3\pi}{2}\right) c_{11} \\
& + \omega^{q_1} \cos\left(\frac{q_1\pi}{2}\right) c_{22} c_{33} + \omega^{q_2} \cos\left(\frac{q_2\pi}{2}\right) c_{11} c_{33} \\
& + k \omega^{q_1+q_3} \cos\left(\frac{(q_1+q_3)\pi}{2}\right) - k c_{11} c_{33} - \omega^{q_1+q_2} \cos\left(\frac{(q_1+q_2)\pi}{2}\right) c_{33} - c_{11} c_{22} c_{33}.
\end{aligned}$$

## Appendix D

The expressions of  $C_1$ ,  $C_2$ ,  $D_1$ , and  $D_2$  in Eq. (4.11) are:

$$C_1 = -\omega_0 \cos(\tau_0 \omega_0) \left( -k \omega_0^{q_1} \sin\left(\frac{q_1\pi}{2}\right) c_{33} - k \omega_0^{q_3} \sin\left(\frac{q_3\pi}{2}\right) c_{11} + \omega_0^{q_1} \sin\left(\frac{q_1\pi}{2}\right) c_{22} c_{33} \right)$$

$$\begin{aligned}
& + \omega_0^{q_2} \sin\left(\frac{q_2\pi}{2}\right) c_{11} c_{33} + k \omega_0^{q_1+q_3} \sin\left(\frac{(q_1+q_3)\pi}{2}\right) - \omega_0^{q_1+q_2} \sin\left(\frac{(q_1+q_2)\pi}{2}\right) c_{33} \\
& - \omega_0 \sin(\tau_0 \omega_0) \left( k \omega_0^{q_1} \cos\left(\frac{q_1\pi}{2}\right) c_{33} + k \omega_0^{q_3} \cos\left(\frac{q_3\pi}{2}\right) c_{11} - \omega_0^{q_1} \cos\left(\frac{q_1\pi}{2}\right) c_{22} c_{33} \right. \\
& - \omega_0^{q_2} \cos\left(\frac{q_2\pi}{2}\right) c_{11} c_{33} - k \omega_0^{q_1+q_3} \cos\left(\frac{(q_1+q_3)\pi}{2}\right) + \omega_0^{q_1+q_2} \cos\left(\frac{(q_1+q_2)\pi}{2}\right) c_{33} \\
& \left. - k c_{11} c_{33} + c_{11} c_{22} c_{33} \right), \\
D_1 = & \frac{1}{\omega_0} \left( \left( k \omega_0^{q_3} c_{11} \left( \cos\left(\frac{q_3\pi}{2}\right) \omega_0 \tau_0 - \sin\left(\frac{q_3\pi}{2}\right) q_3 \right) + \omega_0^{q_1} \sin\left(\frac{q_1\pi}{2}\right) c_{33} q_1 (k + c_{22}) \right. \right. \\
& + \omega_0^{q_2} c_{11} c_{33} \left( \sin\left(\frac{q_2\pi}{2}\right) q_2 - \cos\left(\frac{q_2\pi}{2}\right) \omega_0 \tau_0 \right) - \omega_0^{q_1+1} \cos\left(\frac{q_1\pi}{2}\right) c_{33} \tau_0 (k + c_{22}) \\
& - \omega_0^{q_1+q_2} \sin\left(\frac{(q_1+q_2)\pi}{2}\right) c_{33} (q_1 + q_2) - k \omega_0^{q_1+q_3+1} \cos\left(\frac{(q_1+q_3)\pi}{2}\right) \tau_0 \\
& + k \omega_0^{q_1+q_3} \sin\left(\frac{(q_1+q_3)\pi}{2}\right) (q_1 + q_3) + \omega_0^{q_1+q_2+1} \cos\left(\frac{(q_1+q_2)\pi}{2}\right) c_{33} \tau_0 \\
& + c_{11} c_{22} c_{33} \omega_0 \tau_0 + k c_{11} c_{33} \omega_0 \tau_0 \left. \right) \cos(\tau_0 \omega_0) + \frac{1}{\omega_0} \left( \left( k \omega_0^{q_3} c_{11} \left( \sin\left(\frac{q_3\pi}{2}\right) \omega_0 \tau_0 \right. \right. \right. \\
& + \cos\left(\frac{q_3\pi}{2}\right) q_3 \left. \right) - \omega_0^{q_1+1} \sin\left(\frac{q_1\pi}{2}\right) c_{33} \tau_0 (k + c_{22}) - \omega_0^{q_2} c_{11} c_{33} \left( \sin\left(\frac{q_2\pi}{2}\right) \omega_0 \tau_0 \right. \\
& - \cos\left(\frac{q_2\pi}{2}\right) q_2 \left. \right) - \omega_0^{q_1} \cos\left(\frac{q_1\pi}{2}\right) c_{33} q_1 (c_{22} + k) - k \omega_0^{q_1+q_3+1} \sin\left(\frac{(q_1+q_3)\pi}{2}\right) \tau_0 \\
& - k \omega_0^{q_1+q_3} \cos\left(\frac{(q_1+q_3)\pi}{2}\right) (q_1 + q_3) + \omega_0^{q_1+q_2+1} \sin\left(\frac{(q_1+q_2)\pi}{2}\right) c_{33} \tau_0 \\
& + \omega_0^{q_1+q_2} \cos\left(\frac{(q_1+q_2)\pi}{2}\right) c_{33} (q_1 + q_2) \left. \right) \sin(\tau_0 \omega_0) \\
& + \frac{1}{\omega_0} \left( k \omega_0^{q_1} c_{33} q_1 \sin\left(2\tau_0 \omega_0 - \frac{q_1\pi}{2}\right) + 2k \omega_0^{q_1+1} c_{33} \tau_0 \cos\left(2\tau_0 \omega_0 - \frac{q_1\pi}{2}\right) \right. \\
& + \omega_0^{q_1+q_2+q_3} \sin\left(\frac{(q_1+q_2+q_3)\pi}{2}\right) (q_1 + q_2 + q_3) + \omega_0^{q_3} \sin\left(\frac{q_3\pi}{2}\right) q_3 c_{11} (c_{22} + k) \\
& - \omega_0^{q_1} \sin\left(\frac{q_1\pi}{2}\right) q_1 c_{23} c_{32} - \omega_0^{q_2+q_3} \sin\left(\frac{(q_2+q_3)\pi}{2}\right) c_{11} (q_2 + q_3) \\
& - \omega_0^{q_1+q_3} \sin\left(\frac{(q_1+q_3)\pi}{2}\right) c_{22} (q_1 + q_3) - k \omega_0^{q_1+q_3} \sin\left(\frac{(q_1+q_3)\pi}{2}\right) (q_1 + q_3) \\
& \left. - 2k \omega_0 \tau_0 \cos(2\omega_0 \tau_0) c_{11} c_{33} \right), \\
C_2 = & \omega_0 \left( -k \omega_0^{q_1} \cos\left(\frac{q_1\pi}{2}\right) c_{33} - k \omega_0^{q_3} \cos\left(\frac{q_3\pi}{2}\right) c_{11} + k c_{11} c_{33} + \omega_0^{q_1} \cos\left(\frac{q_1\pi}{2}\right) c_{22} c_{33} \right. \\
& + \omega_0^{q_2} \cos\left(\frac{q_2\pi}{2}\right) c_{11} c_{33} - c_{11} c_{22} c_{33} + k \omega_0^{q_1+q_3} \cos\left(\frac{(q_1+q_3)\pi}{2}\right) \\
& \left. - \omega_0^{q_1+q_2} \cos\left(\frac{(q_1+q_2)\pi}{2}\right) c_{33} \right) \cos(\tau_0 \omega_0) + \omega_0 \left( -k \omega_0^{q_1} \sin\left(\frac{q_1\pi}{2}\right) c_{33} \right.
\end{aligned}$$

$$\begin{aligned}
& -k\omega_0^{q_3} \sin\left(\frac{q_3\pi}{2}\right) c_{11} + \omega_0^{q_1} \sin\left(\frac{q_1\pi}{2}\right) c_{22} c_{33} + \omega_0^{q_2} \sin\left(\frac{q_2\pi}{2}\right) c_{11} c_{33} \\
& + k\omega_0^{q_1+q_3} \sin\left(\frac{(q_1+q_3)\pi}{2}\right) - \omega_0^{q_1+q_2} \sin\left(\frac{(q_1+q_2)\pi}{2}\right) c_{33} \sin(\tau_0\omega_0), \\
D_2 = & \frac{1}{\omega_0} \left( \left( k\omega_0^{q_3} c_{11} \left( \sin\left(\frac{q_3\pi}{2}\right) \omega_0 \tau_0 + \cos\left(\frac{q_3\pi}{2}\right) q_3 \right) \right. \right. \\
& - \omega_0^{q_1+1} \sin\left(\frac{q_1\pi}{2}\right) c_{33} \tau_0 (k + c_{22}) \\
& - \omega_0^{q_2} c_{11} c_{33} \left( \sin\left(\frac{q_2\pi}{2}\right) \omega_0 \tau_0 + \cos\left(\frac{q_2\pi}{2}\right) q_2 \right) - \omega_0^{q_1} \cos\left(\frac{q_1\pi}{2}\right) c_{33} q_1 (c_{22} + k) \\
& - k\omega_0^{q_1+q_3+1} \sin\left(\frac{(q_1+q_3)\pi}{2}\right) \tau_0 - k\omega_0^{q_1+q_3} \cos\left(\frac{(q_1+q_3)\pi}{2}\right) (q_1 + q_3) \\
& + \omega_0^{q_1+q_2+1} \sin\left(\frac{(q_1+q_2)\pi}{2}\right) c_{33} \tau_0 \\
& + \omega_0^{q_1+q_2} \cos\left(\frac{(q_1+q_2)\pi}{2}\right) c_{33} (q_1 + q_2) \cos(\tau_0\omega_0) \Big) \\
& + \frac{1}{\omega_0} \left( \left( k\omega_0^{q_1+q_3+1} \cos\left(\frac{(q_1+q_3)\pi}{2}\right) \tau_0 + \omega_0^{q_1+q_2} \sin\left(\frac{(q_1+q_2)\pi}{2}\right) c_{33} (q_1 + q_2) \right. \right. \\
& - \omega_0^{q_1+q_2+1} \cos\left(\frac{(q_1+q_2)\pi}{2}\right) c_{33} \tau_0 - k\omega_0^{q_1+q_3} \sin\left(\frac{(q_1+q_3)\pi}{2}\right) (q_1 + q_3) \\
& + k\omega_0^{q_1} \cos\left(\frac{q_1\pi}{2}\right) c_{33} \tau_0 (\omega_0 + c_{22}) + \omega_0^{q_2} c_{11} c_{33} \left( \cos\left(\frac{q_2\pi}{2}\right) \tau_0 \omega_0 - \sin\left(\frac{q_2\pi}{2}\right) q_2 \right) \\
& - k\omega_0^{q_3} c_{11} \left( \cos\left(\frac{q_3\pi}{2}\right) \omega_0 \tau_0 - \sin\left(\frac{q_3\pi}{2}\right) q_3 \right) - \omega_0^{q_1} c_{33} \sin\left(\frac{q_1\pi}{2}\right) (c_{22} + k) \\
& - k c_{11} c_{33} \omega_0 \tau_0 - c_{11} c_{22} c_{33} \tau_0 \Big) \sin(\tau_0\omega_0) + \frac{1}{\omega_0} \left( -2k c_{11} c_{33} \omega_0 \tau_0 \sin(2\tau_0\omega_0) \right. \\
& + \omega_0^{q_1} \cos\left(\frac{q_1\pi}{2}\right) q_1 c_{23} c_{32} - \omega_0^{q_3} \cos\left(\frac{q_3\pi}{2}\right) q_3 c_{11} (c_{22} + k) \\
& + k\omega_0^{q_1} c_{33} q_1 \left( \cos\left(2\tau_0\omega_0 - \frac{q_1\pi}{2}\right) \right) - 2k\omega_0^{q_1+1} c_{33} \tau_0 \left( \sin\left(2\tau_0\omega_0 - \frac{q_1\pi}{2}\right) \right) \\
& - \omega_0^{q_1+q_2+q_3} \cos\left(\frac{(q_1+q_2+q_3)\pi}{2}\right) (q_1 + q_2 + q_3) \\
& + \omega_0^{q_2+q_3} \cos\left(\frac{(q_2+q_3)\pi}{2}\right) c_{11} (q_2 + q_3) \\
& \left. + \omega_0^{q_1+q_3} \cos\left(\frac{(q_1+q_3)\pi}{2}\right) (q_1 + q_3) (c_{22} + k) \right).
\end{aligned}$$

#### Acknowledgements

The authors thank the referees for their valuable suggestions.

#### Funding

This research is supported by the National Natural Science Foundation of China (Grant Nos. 11561034, 11761040).

#### Availability of data and materials

Data sharing not applicable to this article as no data sets were generated or analyzed during the current study.

**Competing interests**

The authors declare that they have no competing interests.

**Authors' contributions**

The authors contributed equally in the writing of this paper. All authors read and approved final manuscript.

**Publisher's Note**

Springer Nature remains neutral with regard to jurisdictional claims in published maps and institutional affiliations.

Received: 6 December 2019 Accepted: 17 August 2020 Published online: 20 October 2020

**References**

1. Petráš, I.: Fractional-Order Nonlinear Systems-Modeling, Analysis and Simulation. Higher Education Press, Beijing (2011)
2. Bagley, R.L., Calico, R.A.: Fractional order state equations for the control of viscoelastically damped structures. *J. Guid. Control Dyn.* **14**(2), 304–311 (1991)
3. Sun, H.H., Abdelwahab, A.A., Onaral, B.: Linear approximation of transfer function with a pole of fractional power. *IEEE Trans. Autom. Control* **29**(5), 441–444 (1984)
4. Li, C.P., Zhang, F.R.: A survey on the stability of fractional differential equations. *Eur. Phys. J. Spec. Top.*, **193**(1), 27–47 (2011)
5. Laskin, N.: Fractional market dynamics. *Physica A* **287**(3–4), 482–492 (2000)
6. Kusnezov, D., Bulgac, A., Dang, G.D.: Quantum Levy processes and fractional kinetics. *Phys. Rev. Lett.* **1998**(6), 1136 (1999)
7. Wang, W., Chen, L.: A predator–prey system with stage-structure for predator. *Comput. Math. Appl.* **33**(8), 83–91 (1997)
8. Javidi, M., Nyamoradi, N.: Dynamic analysis of a fractional order prey–predator interaction with harvesting. *Appl. Math. Model.* **37**(20–21), 8946–8956 (2013)
9. Diethelm, K.: A fractional calculus based model for the simulation of an outbreak of Dengue fever. *Nonlinear Dyn.* **71**(4), 613–619 (2013)
10. Hou, Q.Z., Luo, Y.J., Wang, Z.L.: Cumulative impacts of high intensity reclamation in Bohai bay on tidal wave system and its mechanism. *Chin. Sci. Bull.* **62**(30), 3479–3489 (2017)
11. Feng, L., Liu, F., Turner, I.: Novel numerical analysis of multiterm time fractional viscoelastic non-Newtonian fluid models for simulating unsteady MHD Couette flow of a generalized Oldroyd-b fluid. *Fract. Calc. Appl. Anal.* **21**(4), 1073–1103 (2017)
12. Edelman, M.: Fractional maps as maps with power-law memory. *Physics* **8**, 79–120 (2013)
13. Rihan, F.A., Baleanu, D., Lakshmanan, S., Rakkiyappan, R.: On fractional SIRC model with salmonella bacterial infection. *Abstr. Appl. Anal.* **2014**, Article ID 136263, 1–9 (2014)
14. Padisak, J.: Seasonal succession of phytoplankton in a large shallow lake (Balaton, Hungary)—a dynamic approach to ecological memory, its possible role and mechanisms. *J. Ecol.* **80**(2), 217–230 (1992)
15. Kuang, Y.: Delay Differential Equations with Applications in Population Biology. Academic Press, Boston (1993)
16. Rihan, F.A.: Sensitivity analysis of dynamic systems with time lags. *J. Comput. Appl. Math.* **151**, 445–462 (2003)
17. Elsadany, A., Matouk, A.: Dynamical behaviors of fractional-order Lotka–Volterra predator–prey model and its discretization. *J. Appl. Math. Comput.* **49**, 269–283 (2015)
18. Ding, Y.T., Jiang, W.H., Wang, H.B.: Hopf-pitchfork bifurcation and periodic phenomena in nonlinear financial system with delay. *Chaos Solitons Fractals* **45**, 1048–1057 (2012)
19. Davis, L.C.: Modification of the optimal velocity traffic model to include delay due to driver reaction time. *Physica A* **319**, 557–567 (2002)
20. Daftardar-Gejji, V., Bhalekar, S., Gade, P.: Dynamics of fractional-ordered Chen system with delay. *Pramana J. Phys.* **79**(1), 61–69 (2012)
21. Hu, J.B., Lu, G.P., Zhang, S.B., Zhao, L.D.: Lyapunov stability theorem about fractional system without and with delay. *Commun. Nonlinear Sci. Numer. Simul.* **20**(3), 905–913 (2015)
22. Naifar, O., Makhlouf, A.B., Hammami, M.A.: Comments on “Lyapunov stability theorem about fractional system without and with delay”. *Commun. Nonlinear Sci. Numer. Simul.* **30**(1–3), 360–361 (2016)
23. Pyragas, K.: Continuous control of chaos by selfcontrolling feedback. *Phys. Lett. A* **170**(6), 421–428 (1992)
24. Huang, C.D., Cao, J.D., Xiao, M., Alsaedi, A., Alsaadi, F.E.: Controlling bifurcation in a delayed fractional predator–prey system with incommensurate orders. *Appl. Math. Comput.* **293**(C), 293–310 (2017)
25. Zhao, H., Lin, Y., Dai, Y.: Bifurcation analysis and control of chaos for a hybrid ratio-dependent three species food chain. *Appl. Math. Comput.* **218**(5), 1533–1546 (2011)
26. Huang, C.D., Song, X.Y., Fang, B., Xiao, M., Cao, J.D.: Modeling, analysis and bifurcation control of a delayed fractional-order predator–prey model. *Int. J. Bifurc. Chaos* **28**(9), 1850117 (2018)
27. Bhalekar, S., Daftardar-Gejji, V.: A new chaotic dynamical system and its synchronization. In: Proceedings of the International Conference on Mathematical Sciences in Honor of Prof. A.M. Mathai, pp. 3–5 (2011)
28. Bhalekar, S.: Forming mechanism of Bhalekar–Gejji chaotic dynamical system. *Am. J. Comput. Appl. Math.* **2**(6), 257–259 (2012)
29. Aqeel, M., Ahmad, S.: Analytical and numerical study of Hopf bifurcation scenario for a three-dimensional chaotic system. *Nonlinear Dyn.* **84**(2), 755–765 (2016)
30. Deshpande, A.S., Daftardar-Gejji, V., Sukale, Y.V.: On Hopf bifurcation in fractional dynamical systems. *Chaos Solitons Fractals* **98**, 189–198 (2017)
31. Shahzad, M., Saaban, A.B., Ibrahim, A.B., Ahmad, I.: Adaptive control to synchronize and anti-synchronize two identical time delay Bhalekar–Gejji chaotic systems with unknown parameters. *Int. J. Control. Autom. Syst.* **9**(3), 211–227 (2015)

32. Deng, W.H., Li, C., Lü, J.: Stability analysis of linear fractional differential system with multiple time delays. *Nonlinear Dyn.* **48**(4), 409–416 (2007)
33. Podlubny, I.: *Fractional Differential Equations*. Academic Press, New York (1993)
34. Lin, S.D., Lu, C.H.: Laplace transform for solving some families of fractional differential equations and its applications. *Adv. Differ. Equ.* **2013**(1), 137 (2013)
35. Xiao, M., Jiang, G., Cao, J., Zheng, W.: Local bifurcation analysis of a delayed fractional-order dynamic model of dual congestion control algorithms. *IEEE/CAA J. Autom. Sin.* **4**, 361–369 (2017)
36. Liu, X.D., Fang, H.: Periodic pulse control of Hopf bifurcation in a fractional-order delay predator–prey model incorporating a prey refuge. *Adv. Differ. Equ.* **2019**, 479 (2019). <https://doi.org/10.1186/s13662-019-2413-9>
37. Muth, E.J.: *Transform Methods with Applications to Engineering and Operations Research*. Prentice Hall, New York (1977)
38. Deng, W.H., Li, C.P.: Synchronization of chaotic fractional Chen system. *J. Phys. Soc. Jpn.* **74**, 1645–1648 (2005)
39. Bhalekar, S., Daftardar-Gejji, V.: A predictor–corrector scheme for solving nonlinear delay differential equations of fractional order. *J. Fract. Calc. Appl.* **4**, 1–9 (2011)

**Submit your manuscript to a SpringerOpen<sup>®</sup> journal and benefit from:**

- Convenient online submission
- Rigorous peer review
- Open access: articles freely available online
- High visibility within the field
- Retaining the copyright to your article

---

Submit your next manuscript at ► [springeropen.com](https://www.springeropen.com)