

Key Words:
Salt Disposition
Waste Tank
Characterization
WAC

Retention:
Permanent

**Characterization of Supernate Samples from High Level Waste Tanks
13H, 30H, 37H, 39H, 45F, 46F and 49H**

M. E. Stallings
M. J. Barnes
T. B. Peters
F. F. Fondeur
D. T. Hobbs
S. D. Fink

July 2, 2004

Westinghouse Savannah River Company
Savannah River Site
Aiken, SC 29808

**Prepared for the U.S. Department of Energy Under
Contract Number DE-AC09-96SR18500**



This document was prepared in conjunction with work accomplished under Contract No. DE-AC09-96SR18500 with the U. S. Department of Energy.

DISCLAIMER

This report was prepared as an account of work sponsored by an agency of the United States Government. Neither the United States Government nor any agency thereof, nor any of their employees, makes any warranty, express or implied, or assumes any legal liability or responsibility for the accuracy, completeness, or usefulness of any information, apparatus, product or process disclosed, or represents that its use would not infringe privately owned rights. Reference herein to any specific commercial product, process or service by trade name, trademark, manufacturer, or otherwise does not necessarily constitute or imply its endorsement, recommendation, or favoring by the United States Government or any agency thereof. The views and opinions of authors expressed herein do not necessarily state or reflect those of the United States Government or any agency thereof.

This report has been reproduced directly from the best available copy.

**Available for sale to the public, in paper, from: U.S. Department of Commerce, National Technical Information Service, 5285 Port Royal Road, Springfield, VA 22161,
phone: (800) 553-6847,
fax: (703) 605-6900
email: orders@ntis.fedworld.gov
online ordering: <http://www.ntis.gov/help/index.asp>**

**Available electronically at <http://www.osti.gov/bridge>
Available for a processing fee to U.S. Department of Energy and its contractors, in paper, from: U.S. Department of Energy, Office of Scientific and Technical Information, P.O. Box 62, Oak Ridge, TN 37831-0062,
phone: (865)576-8401,
fax: (865)576-5728
email: reports@adonis.osti.gov**

Key Words:
Salt Disposition
Waste Tank
Characterization
WAC

Retention:
Permanent

**Characterization of Supernate Samples from High Level Waste Tanks
13H, 30H, 37H, 39H, 45F, 46F and 49H**

M. E. Stallings
M. J. Barnes
T. B. Peters
F. F. Fondeur
D. T. Hobbs
S. D. Fink

July 2, 2004

Westinghouse Savannah River Company
Savannah River Site
Aiken, SC 29808

**Prepared for the U.S. Department of Energy Under
Contract Number DE-AC09-96SR18500**



This page was intentionally left blank

TABLE OF CONTENTS

LIST OF FIGURES	iv
LIST OF TABLES	iv
LIST OF ACRONYMS	v
1.0 EXECUTIVE SUMMARY	1
2.0 INTRODUCTION.....	2
3.0 DISCUSSION	3
3.1 EXPERIMENTAL	3
3.1.1 Receipt of High Level Waste Tank Samples	3
3.1.2 As-Received Tank Samples	4
3.1.2.1 Physical Characterization of As-Received Waste	5
3.1.3 Preparation of 6.44 M Diluted Supernate Samples	6
3.1.3.1 Sodium Dilution Utilizing 1.66M Sodium Hydroxide.	6
3.1.3.2 Warm Acid Dissolution	7
3.1.3.3 Filtration of Diluted Supernatant Samples.....	7
3.1.3.4 Treatment with Ammonium Molybdophosphate.....	7
3.1.3.5 Collected Solids after Filtration.....	7
3.1.4 Characterization	7
3.1.5 Quality Assurance Parameters	10
3.1.5.1 Blanks and Controls.....	10
3.2 RESULTS	10
3.2.1 Densities and Sodium Concentrations of Tank Wastes	10
3.2.2 Characterization Results.....	11
3.2.3 Analysis of Results.....	11
3.2.3.1 Filtration Effects on Sr and the Actinides.....	11
3.2.3.2 Major Radionuclides vs Decontamination Requirements	12
3.2.3.3 Plot of ⁹⁹ Tc Concentrations vs. Cs Concentrations.....	12
3.2.3.4 ²⁴¹ Am in Waste Tank Supernate	13
3.2.3.5 Comparison of Measured U and Pu vs. Solubility Model Predictions	14
3.2.3.6 Comparison of Tank Samples 39H and 45F AMP vs NO AMP Treatment.....	15
4.0 CONCLUSIONS	15
5.0 ACKNOWLEDGEMENTS	16
6.0 DATA TABLES	17
6.1 TANK 13H CHARACTERIZATION	17
6.1.1 Tank 13H Radioactive Species	17
6.1.2 Tank 13H Salt and Organic Species.....	19
6.1.3 Tank 13H ICP-ES Characterization	20
6.1.4 Tank 13H ICP-MS Characterization	22
6.2 TANK 30H CHARACTERIZATION	25
6.2.1 Tank 30H Radioactive Species	25
6.2.2 Tank 30H Salt and Organic Species.....	27
6.2.3 Tank 30H ICP-ES Characterization	28
6.2.4 Tank 30H ICP-MS Characterization	30
6.3 TANK 37H CHARACTERIZATION	33
6.3.1 Tank 37H Radioactive Species	33

6.3.2 Tank 37H Salt and Organic Species.....	35
6.3.3 Tank 37H ICP-ES Characterization	36
6.3.4 Tank 37H ICP-MS Characterization	38
6.4 TANK 39H CHARACTERIZATION	41
6.4.1 Tank 39H Radioactive Species	41
6.4.2 Tank 39H Salt and Organic Species.....	43
6.4.3 Tank 39H ICP-ES Characterization	44
6.4.4 Tank 39H ICP-MS Characterization	46
6.5 TANK 45F CHARACTERIZATION	49
6.5.1 Tank 45F Radioactive Species	49
6.5.2 Tank 45F Salt and Organic Species	51
6.5.3 Tank 45F ICP-ES Characterization.....	52
6.5.4 Tank 45F ICP-MS Characterization.....	54
6.6 TANK 46F CHARACTERIZATION	57
6.6.1 Tank 46F Radioactive Species	57
6.6.2 Tank 46F Salt and Organic Species	59
6.6.3 Tank 46F ICP-ES Characterization.....	60
6.6.4 Tank 46F ICP-MS Characterization.....	62
6.7 TANK 49H CHARACTERIZATION	65
6.7.1 Tank 49H Radioactive Species	65
6.7.2 Tank 49H Salt and Organic Species.....	67
6.7.3 Tank 49H ICP-ES Characterization	68
6.7.4 Tank 49H ICP-MS Characterization	70
7.0 REFERENCES.....	73

LIST OF FIGURES

Figure 1 Photograph of As-Received waste from Tanks 30H, 39H, 45F, and 46F	4
Figure 2 Photograph of As-Received Tank 30H, 39H, 45F, and 46F samples after settling overnight	4
Figure 3 Photographs show a 0.45 micron cellulose nitrate disc filter after passing 10 mL of Tank 30H supernate solution through the filter and the resulting filtrate	5
Figure 4 Photograph of As-Received waste from Tanks 13H, 37H, and 49H.....	5
Figure 5 Close-up of As-Received waste from Tank 37H.....	6
Figure 6 Graph of Normalized ^{90}Sr Data as a Function of Filtration Level	11
Figure 7 Graph of ^{99}Tc vs. Radioactive ^{137}Cs	13

LIST OF TABLES

Table 1 Sample Identification of Tank Waste	3
Table 2 List of Analyses for Samples of Tanks 30H, 39H, 45F, and 46F	8
Table 3 List of Analyses for Samples of Tanks 13H, 37H, and 49H	9
Table 4 Densities and Sodium Concentration of As-Received and Diluted (6.44 M Na target) Tank Waste.....	10
Table 5 Comparison of Major Radionuclide Species vs. Saltstone WAC Requirements	12
Table 6 ^{241}Am in Waste Tank Supernate	14
Table 7 Comparison of Measured U and Pu vs. Predicted Solubility	15

LIST OF ACRONYMS

AA	Atomic Absorption
ADS	Analytical Development Section
ALARA	As Low As Reasonably Achievable
Am	Americium
AMP	Ammonium Molybdophosphate
ARP	Actinide Removal Processing
Cm	Curium
CN	Cellulose Nitrate
DOE	Department of Energy
HF	Hydrofluoric Acid
HLW	High Level Waste
HPLC	High Pressure Liquid Chromatography
IC	Ion Chromatography
ICP-ES	Inductively Coupled Plasma Emission Spectroscopy
ICP-MS	Inductively Coupled Plasma Mass Spectroscopy
MST	Monosodium Titanate
Np	Neptunium
PHA	Pulse Height Analysis
Pu	Plutonium
PuTTA	Plutonium Triphenyltrifluoroacetone Scintillation Analysis
Sr	Strontium
SRNL	Savannah River National Laboratory
SRS	Savannah River Site
SVOA	Semi Volatile Organic Analysis
SWPF	Salt Waste Processing Facility
Tc	Technetium
TIC/TOC	Total Inorganic Carbon/Total Organic Carbon
TPB	Tetraphenylborate
TTQAP	Task Technical and Quality Assurance Plan
U	Uranium
VOA	Volatile Organic Analysis
WAC	Waste Acceptance Criteria
WCS	Waste Characterization System
WPT	Waste Processing Technology

1.0 EXECUTIVE SUMMARY

This document presents work conducted in support of technical needs expressed, in part, by the Engineering, Procurement, and Construction Contractor for the Salt Waste Processing Facility (SWPF). The Department of Energy (DOE) requested that Savannah River National Laboratory (SRNL) analyze and characterize supernate waste from seven selected High Level Waste (HLW) tanks to allow

- classification of feed to be sent to the SWPF,
- verification that SWPF processes will be able to meet Saltstone Waste Acceptance Criteria (WAC), and
- updating of the Waste Characterization System (WCS) database.

This document provides characterization data of samples obtained from Tanks 13H, 30H, 37H, 39H, 45F, 46F, and 49H and discusses results.

Characterization of the waste tank samples involved several treatments and analysis at various stages of sample processing. These analytical stages included as-received liquid, post-dilution to 6.44 M sodium (target), post-acid digestion, post-filtration (at 3 filtration pore sizes), and after cesium removal using ammonium molybdophosphate (AMP).

Results and observations obtained from testing include the following.

- All tanks will require cesium removal as well as treatment with Monosodium Titanate (MST) for ^{90}Sr (Strontium) decontamination.
- A small filtration effect for ^{90}Sr was observed for five of the seven tank wastes. No filtration effects were observed for Pu (Plutonium), Np (Neptunium), U (Uranium), or Tc (Technetium).
- ^{137}Cs (Cesium) concentration is $\sim\text{E}+09$ pCi/mL for all the tank wastes.
- Tank 37H is significantly higher in ^{90}Sr than the other six tanks. ^{237}Np in the F-area tanks (45F and 46F) are at least 1 order of magnitude less than the H-Area tank wastes.
- The data indicate a constant ratio of ^{99}Tc to Cs in the seven tank wastes. This indicates the Tc remains largely soluble in Savannah River Site (SRS) waste and partitions similarly with Cs.
- ^{241}Am (Americium) concentration was low in the seven tank wastes. The majority of data were detection limit values, the largest being $< 1.0\text{E}+04$ pCi/mL.
- Measured values for Pu and U were generally well below solubility model predictions.

2.0 INTRODUCTION

This report is in support of technical needs expressed, in part, by the Engineering, Procurement, and Construction Contractor for Salt Waste Processing Facility (SWPF) as detailed in WSRC-TR-2003-00403, "Task Technical and Quality Assurance Plan (TTQAP) for Waste Characterization Support."¹ The DOE requested that SRNL analyze and characterize supernate waste from 7 selected High Level Waste (HLW) tanks for 1) classification of feed to be sent to the SWPF, 2) to update the Waste Characterization System (WCS) database, and 3) verification that SWPF processes will be able to meet Saltstone Waste Acceptance Criteria (WAC). This document provides characterization data of samples obtained from Tanks 13H, 30H, 37H, 39H, 45F, 46F, and 49H. This document also provides details of sample preparation, indicates the type of analyses performed on each sample, and discusses results from samples taken. The tank samples were prepared for analysis in the SRNL Shielded Cells Facility under the direction of personnel from Waste Processing Technology Section (WPTS).

Characterization of the waste tank samples involved several treatments and analysis at various stages of sample processing. These analytical stages included as-received liquid, post-dilution to 6.44 M sodium (target), post-acid digestion, post-filtration (at 3 filtration pore sizes), and after cesium removal using AMP. Insufficient solids were isolated after filtration and thus could not be analyzed.

The as-received liquid was analyzed for density and sodium and then diluted to 6.44 M sodium with the resulting samples analyzed per the WAC. The limited amount of tank material allowed for only partial analysis of the WAC components; a larger sample volume would be needed to complete a full WAC measurement. WAC analyses that were unable to be performed were organic analyses.

As noted previously, SRNL personnel were tasked to utilize AMP on selected tank samples to remove ¹³⁷Cs from the waste. Cesium 137 is a major radionuclide found in SRS HLW streams. Samples removed from the Shielded Cells typically require large dilutions because of the high gamma activity; treatment with AMP resin should aid analysis in two ways. First, the removal of ¹³⁷Cs from the waste permits lesser-diluted aliquots to be removed from the Shielded Cells, thus lowering sample detection limits in the analytical instrument. Second, the AMP treatment is a good As Low As Reasonably Achievable (ALARA) practice since it reduces whole body gamma radiation from samples.¹ To verify the AMP methodology, researchers were asked to perform AMP treatment on the seven HLW tank samples. Furthermore, for this demonstration, test samples without the use of AMP on two designated tank wastes, Tanks 39H and 45F, were used to provide comparative data on interferences (i.e., unwanted removal of non-cesium species) caused by the AMP treatment.

3.0 DISCUSSION

3.1 EXPERIMENTAL

Researchers measured radioactive and chemical constituents from seven High Level Waste tanks in F and H Area Tank Farms. The resulting information will be used to characterize the composition of feed expected for the SWPF. The HLW tanks were selected based on the following criteria.²

- High activity levels of H-Area tanks.
- Various ranges of hydroxide concentrations and ionic strengths.
- The potential to contain elevated Am and Curium (Cm) concentrations (e.g., Tank 39H).
- Tanks with waste intended for processing in the SWPF.
- An Actinide Removal Processing (ARP) tank (Tank 45F) was added to broaden the range of feeds tested.

3.1.1 Receipt of High Level Waste Tank Samples

Samples from High Level Waste Tanks 30H, 39H, 45F, and 46F were delivered to the Shielded Cells of SRNL in the months of May-July 2003. Supernate samples from Tanks 13H, 37H, and 49H were sampled and received at SRNL in October 2003. Three dip samples from the supernate level were removed from each tank, except Tank 39H, which had six samples removed. The supernate samples from each tank were combined yielding seven composite samples. These were stored in polypropylene bottles until analysis. Each dip bottle contained approximately 80 mL of material (liquid supernate) with the exception of Tanks 37H and 39H. Dip bottles from Tank 39H were larger in size and contained ~200 mL. The cumulative volume of sample obtained from the 3 dip samples taken from Tank 37H was 110 mL. Per procedure, each dip bottle contained a unique identification number for purpose of sample identification. Sample identification numbers for each tank's bottles and the total composite volume of as-received waste are provided below (see Table 1).

Table 1 Sample Identification of Tank Waste

<u>Tank</u>	<u>Sample Receipt Date</u>	<u>Dip Bottle Identification</u>	<u>Volume of Sample (mL)</u>
13H	October 20, 2003	HTF-606-608	200
30H	May 12, 2003	HTF-588-560	200
37H	October 10, 2003	HTF-602-604	110
39H	July 10-11, 2003	HTF-E-82-86	660
45F	June 9, 2003	FTF-198-200	220
46F	June 23, 2003	FTF-205-207	230
49H	October 20, 2003	HTF-142-144	250

3.1.2 As-received Tank Samples

Dip bottle samples from Tanks 13H, 30H, 37H, 39H, 45F, 46F, and 49H were composited into polybottles and allowed to settle overnight. Figure 1 and Figure 2 show the as-received samples and dip bottles for Tanks 30H, 39H, 45F, and 46F. Visual inspection of




Figure 1 Photograph of as-received waste from Tanks 30H, 39H, 45F, and 46F




Figure 2 Photograph of as-received Tank 30H, 39H, 45F, and 46F samples after settling overnight

the supernate composites showed samples from Tanks 39H, 45F, and 46F were clear and light in color with no observable solids. Tank 30H material was more opaque and dark in color, although it did not appear to contain solids. Researchers removed a 10 mL portion of the Tank 30H sample and filtered through a 0.45 micron cellulose nitrate syringe filter. No solids were visible on the surface of the filter (See Figure 3). Samples of Tanks 13H, 37H, and 49H are shown in Figure 4. Tanks 13H and 49H were clear and lightly colored. Tank 37H material was much darker. Figure 5 shows a close-up of Tank 37H waste after settling. The waste remained dark and no settled solids were observed.




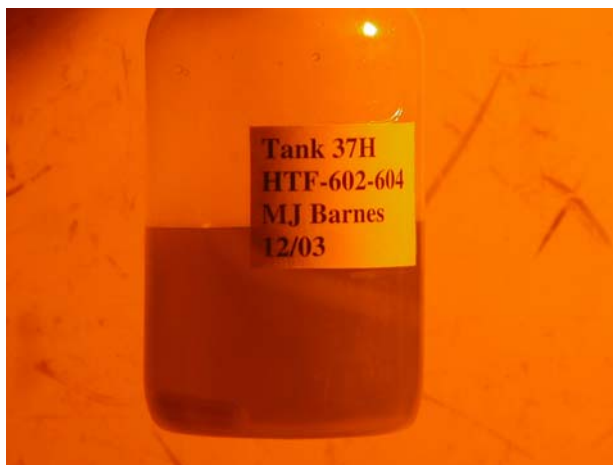
Figure 3 Photographs show a 0.45 micron cellulose nitrate disc filter after passing 10 mL of Tank 30H supernate solution through the filter and the resulting filtrate



Figure 4 Photograph of as-received waste from Tanks 13H, 37H, and 49H

3.1.2.1 Physical Characterization of as-received Waste

Density measurements were made on the composite supernate samples using 2 mL glass Class A micro-volumetric flasks. Technicians measured the weight of 2-mL samples and calculated the density of the as-received supernate for each tank. Simple analytical characterization of as-received waste was performed to determine the sodium concentration of the waste. From these, the level of dilution required to obtain a 6.44 M sodium concentration was calculated.



(Note the stirbar in the lower left bottom of the bottle and that no settled solids are present)

Figure 5 Close-up of as-received waste from Tank 37H

3.1.3 Preparation of 6.44 M Diluted Supernate Samples

The sodium concentration of HLW supernate in SRS waste tanks varies from tank to tank and concentrations of 10 to 15 M are not uncommon. For treatment and analytical purposes, as well as comparison of tank wastes, a standard sodium concentration of 6.44 M was selected as a target for dilution of the wastes.³ More importantly, this sodium concentration represents the target baseline sodium concentration for waste to be sent to the Salt Waste Processing Facility.

3.1.3.1 Sodium Dilution Utilizing 1.66M Sodium Hydroxide

Researchers prepared the supernate samples for WAC testing by diluting the waste with 1.66 M NaOH in two stages. The goal was to produce supernate samples with a sodium concentration at or below 6.44 M. Adjusting the supernate with a dilute sodium hydroxide solution (1.66 M) prevented precipitation of major components of interest due to fluctuating changes in pH. The first stage of the two stage dilution targets a sodium concentration approximately 10 % higher (i.e., ~7 M) than the final target concentration. This intermediate sample is analyzed by the same methods as the as-received samples. The second stage of dilution is accomplished using the newly measured sodium and anions concentration data to determine the second level of dilution required. The two stage dilution helps to overcome errors observed with a single stage dilution, primarily over-dilution (caused by inaccurate measurement of sodium from highly concentrated samples) and significant under dilution (caused by the presence of insoluble sodium salts that dissolve upon dilution). Even with a two-stage dilution technique, the accuracy of dilution is troublesome and can be both time consuming and costly.

After the second sample dilution (stage 2), the density of each tank composite was gravimetrically determined. The density of the resulting solution was used as an indicator to verify that the sodium concentration was near the target goal of 6.44 M.

3.1.3.2 Warm Acid Dissolution

For radiochemical and some analytical analyses on unfiltered samples of Tanks 30H, 39H, 45F, and 46F, warm acid dissolution was performed to dissolve any small entrained particles that may be present in the sample. Three 5-mL aliquots were taken from each of the diluted tank samples and placed in microwave Teflon™ vessels. A 10:1 concentrated nitric acid and hydrofluoric acid (HF) mixture was added to the samples and heated for 2 hours in a drying oven at 100 °C. The Teflon™ vessels were removed from the oven, cooled, and the sample aliquots diluted to 100 mL with distilled, de-ionized water in a plastic volumetric flask. Warm acid dissolutions were performed in triplicate only for Tanks 30H, 39H, 45F, and 46F. It was determined from the previous tank samples that unfiltered samples from Tanks 13H, 37H, and 49H did not need to undergo warm acid dissolution prior to analysis. Instead, dilution of samples into 2 M nitric acid was performed.

3.1.3.3 Filtration of Diluted Supernatant Samples

Diluted (6.44 M sodium) supernate waste was sequentially filtered through three levels of filtration: 0.45- μ m pore size cellulose nitrate (CN) membrane filter, 0.10- μ m pore size and 0.02- μ m pore size mixed cellulose acetate/nitrate filters. Aliquots were obtained after each level of filtration for characterization.

3.1.3.4 Treatment with Ammonium Molybdophosphate

Prior to this testing, work was performed with simulants using ammonium molybdophosphate (AMP) to assess its affect on various salt solutions.⁴ Previously, the bright yellow powder had been used analytically to remove cesium from waste solutions. The results of the testing showed AMP, under the conditions employed, to be effective for removing cesium while not affecting the strontium or actinide concentrations.⁴ Since the AMP demonstration was successful with simulant, DOE requested that the researchers use AMP as part of this task's sample analysis protocols. The methodology involved transferring the diluted, acidified (~1 M residual nitric acid) sample to a second sample bottle which contained AMP (0.002 g/mL). The mixture was manually shaken for ~ 30 seconds and then immediately filtered using a 0.45 μ disposable cup filter (cellulose nitrate membrane). AMP treatment was performed on aliquots of diluted (6.44 M sodium target) supernate waste from all seven tanks after each filtration stage. For comparison purposes, untreated aliquots of Tanks 39H and 45F diluted waste were similarly analyzed.

3.1.3.5 Collected Solids after Filtration

Filtration at three different pore sizes on each tank waste sample (as noted previously) was conducted. The residual filter paper and any collected solids were isolated and air-dried. Less than 20 mg of solids were collected from all filtered tank samples. This small amount of solids did not permit the analysis of the residual solids.

3.1.4 Characterization

Chemical and radionuclide characterization of the supernate material was conducted on the various aliquots (i.e., unfiltered, filtered, AMP- and no AMP-treated) obtained from the wastes. Table 2 and Table 3 provide a synopsis of the various analytical methods and species involved relative to the specific sample treatment.

Table 2 List of Analyses for Samples of Tanks 30H, 39H, 45F, and 46F

Sample Description	Analyses
as-received supernate	Anions (Ion Chromatography (IC) Anions) (1) Inductively Couple Plasma Atomic Emission Spectroscopy (ICP-ES) Specific gravity
Diluted to 6.44 M sodium (unfiltered)	Organics (Semi Volatile Organic Analysis (SVOA), Volatile Organic Analysis (VOA)) (1) Di-n-butyl phosphate (IC Anion) (1) Anions (IC Anions) (1) Tri-n-butyl phosphate (1) Alpha PHA Am/Cm (a technique which provides separate Am and Cm analysis) ¹⁴ C (1) Gamma spectroscopy Gross beta-gamma ¹²⁹ I (1) Plutonium Triphenyltrifluoroacetone Scintillation Analysis (Pu-TTA) ⁹⁰ Sr ⁹⁹ Tc (1) ³ H (1) Atomic Absorption (AA) Spectroscopy (Na and K) AA (As, Se, Hg) (1) ICP-ES Specific gravity Total Inorganic Carbon/Total Organic Carbon (TIC/TOC) Total OH ⁻ /Free OH ⁻ /other bases
Filtrate (0.45 μ) (nominally AMP treated – however, Tanks 39H and 45F waste samples were also analyzed without AMP treatment)	Am/Cm (a technique which provides separate Am and Cm analysis) Pu-238/241 ⁹⁰ Sr ICP-ES Inductively Coupled Plasma – Mass Spectroscopy (ICP-MS) (actinides and fissile products including ²³⁷ Np and U)
Filtrate (0.1 μ) (nominally AMP treated – however, Tanks 39H and 45F waste samples were also analyzed without AMP treatment)	²⁴¹ Am Pu-TTA ⁹⁰ Sr ICP-ES ICP-MS (actinides and fissile products including ²³⁷ Np and U)
Filtrate (0.02 μ) (nominally AMP treated – however, Tanks 39H and 45F waste samples were also analyzed without AMP treatment)	²⁴¹ Am Pu-TTA ⁹⁰ Sr ICP-ES ICP-MS (actinides and fissile products including ²³⁷ Np and U)

Analyses with a “(1)” notation indicate a single analysis instead of a triplicate analysis.

Table 3 List of Analyses for Samples of Tanks 13H, 37H, and 49H

Sample Description	Analyses
as-received supernate (unfiltered)	Anions (IC Anions) (1) ICP-ES Specific gravity
Diluted to 6.44 M sodium (filtered, 0.45 μ) (nominally AMP treated – however, some analyses of AMP treated filtrate were not possible since acidification would affect analysis)	Organics (SVOA, VOA) (1) Di-n-butyl phosphate (IC Anion) (1) Anions (IC Anions) (1) Tri-n-butyl phosphate (1) Alpha PHA ^{14}C (1) Gamma spectroscopy Gross beta-gamma ^{129}I (1) ^{99}Tc (1) ^3H (1) AA (Na and K) AA (As, Se, Hg) (1) Specific gravity TIC/TOC Total OH^- /Free OH^- /other bases Am/Cm (a technique which provides separate Am and Cm analysis) Pu-238/241 ^{90}Sr ICP-ES ICP-MS (actinides and fissile products including ^{237}Np and U)
Filtrate (0.1 μ) (AMP treated)	^{241}Am Pu-TTA ^{90}Sr ICP-ES ICP-MS (actinides and fissile products including ^{237}Np and U)
Filtrate (0.02 μ) (AMP treated)	^{241}Am Pu-TTA ^{90}Sr ICP-ES ICP-MS (actinides and fissile products including ^{237}Np and U)

Analyses with a “(1)” notation indicate a single analysis instead of a triplicate analysis.

Samples submitted for analysis for organics, anions, TIC/TOC, bases, ^{14}C , and ^{129}I were diluted (20 – 50 fold) in distilled, deionized water. All other samples were diluted in nitric acid. Those receiving AMP treatment were diluted five fold while those not receiving AMP treatment diluted 50 fold. The only samples which could not be analyzed (for sample integrity) after AMP treatment were those requiring cesium (gamma) analysis and gross beta.

3.1.5 Quality Assurance Parameters

3.1.5.1 Blanks and Controls

Blanks and control standards having similar bulk salt chemical make-up as the supernate samples were analyzed concurrently with the HLW supernate material for radiochemical analysis and routine analysis including ICP-ES and ICP-MS methods. The blank and control standards were processed in the Shielded Cells using the same methodology and procedures as the supernate samples. This provided a check to determine the amount of cross contamination of the samples as a result of handling in the Shielded Cells. The blanks used for Tanks 30H, 39H, 45F, and 46F consisted of 6.44 M sodium hydroxide salt solution prepared from reagent grade chemicals. The blanks used for samples from Tanks 13H, 37H, and 49H consisted of a nominal 6.4 M sodium salt solution simulant prepared with reagent grade chemicals. A simplified salt solution spiked with radionuclides of known concentrations comprised the control standard for Tanks 30H, 39H, 45F, and 46F. A residual sample of tank waste used in other testing in the Shielded Cells was used as the control standard for Tanks 13H, 37H, and 49H. The use of triplicate measurements evaluated the bias and precision of the methods being used. Analysis of blank and control data was performed in conjunction with that of actual samples to verify that significant levels of cross contamination did not occur and that accurate analysis of the actual samples occurred.

3.2 RESULTS

3.2.1 Densities and Sodium Concentrations of Tank Wastes

Table 4 contains both density and sodium concentration of as-received and Diluted (6.44 M Na target) waste from each tank. The as-received sodium concentration ranged from 6.2 to 15.7 M. All seven tank samples were below the target sodium concentration of 6.44 M after dilution. Several cases diluted more than desired but even the most dilute sample falls within concentration range covered by prior studies for the unit operations.

Table 4 Densities and Sodium Concentration of as-received and Diluted (6.44 M Na target) Tank Waste

Tank	"As-Received"*		Diluted	
	Density (g/mL)	Sodium [#] (M)	Density* (g/mL)	Sodium ^{\$} (M)
13H	1.46	12.0	1.26	5.30 ± 0.16
30H	1.49	13.0	1.24	4.89 ± 0.13
37H	1.52	14.5	1.28	6.21 ± 0.12
39H	1.29	6.2	1.29	5.80 ± 0.01
45F	1.53	15.7	1.22	4.53 ± 0.73
46F	1.49	12.9	1.27	5.08 ± 0.14
49H	1.42	10.0	1.28	6.31 ± 0.18

*Data from unfiltered samples

[#]ICP-ES analysis of 0.45 µm filtered sample

^{\$}AA analysis

3.2.2 Characterization Results

Results from chemical and radiological analysis of the seven waste tank composite samples are contained in tables in Section 6 of this report. The data are presented in sub-sections for each tank (e.g., Tank 13H data are in Section 6.1, Tank 30H data are in Section 6.2, etc.). Each subsection contains four tables: Radiological Characterization, Salt and Organic Species, ICP-ES Characterization, and ICP-MS Characterization. Radiological data from ICP-MS is included in the Radiological Characterization table for comparative purposes and also in the ICP-MS Characterization table for completeness.

3.2.3 Analysis of Results

Variables included in the characterization of the waste tanks included filtration at multiple levels and the use (or non-use) of AMP. Specific analysis of the characterization data with regards to these parameters, as well as a few other potential effects, follows.

3.2.3.1 Filtration Effects on Sr and the Actinides

One effect examined by the characterization program was the possible presence of particulate Sr (or possibly one of the actinides). If observed, filtration in plant operations could be used to affect a level of decontamination without adding adsorbent. Characterization for ^{90}Sr and the actinides involved analysis of samples passing three filter sizes (0.45 μm , 0.1 μm , and 0.02 μm). Figure 6 is a bar graph of ^{90}Sr data where the values shown are given as percent of the initial or first measured concentration of the species.

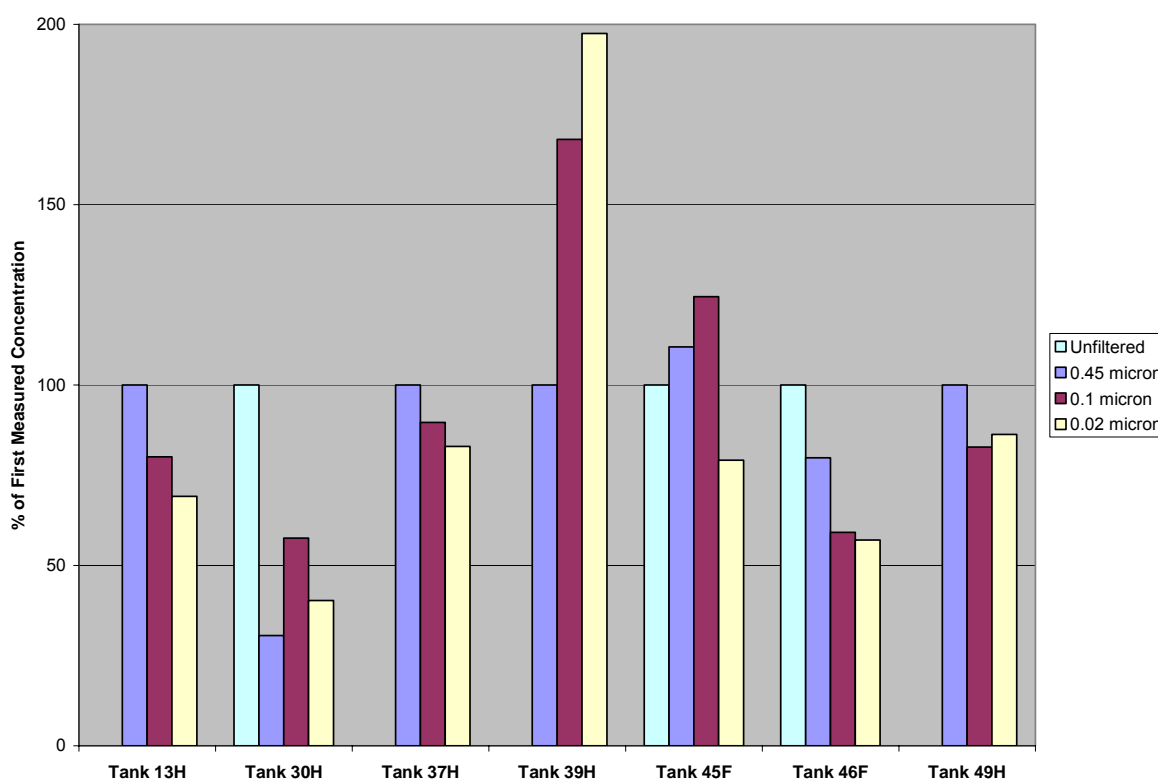


Figure 6 Graph of Normalized ^{90}Sr Data as a Function of Filtration Level

For Tanks 13H, 37H, 39H, and 49H, the first measured concentration was after filtration with a 0.45- μ m filter. For Tanks 30H, 45F, and 46F, unfiltered (digested) waste solution was the first analyzed sample. The data is not conclusive. However, Tanks 13H, 30H, 37H, 46F, and 49H all show a decrease in concentration after filtration from the initially measured sample. A similar analysis of total Pu, ^{237}Np , total U, and ^{99}Tc data did not show any similar observed trends or effects.

3.2.3.2 Major Radionuclides vs Decontamination Requirements

Table 5 contains a list of the major radionuclide concentrations measured in the seven tank composite samples. The data show that all tanks contain about $E+09$ pCi/mL ^{137}Cs . Tank 37H is significantly higher in ^{90}Sr than the majority of the other tank wastes. Tanks 45F and 46F are at least 1 order of magnitude less than the H-Area tanks (with the exception of Tank 13H) with respect to ^{237}Np . Tank 39H contains the highest concentration of total alpha. All tanks will require cesium removal as well as treatment with MST for ^{90}Sr and actinides decontamination.

Table 5 Comparison of Major Radionuclide Species vs. Saltstone WAC Requirements

Species	Saltstone Limit #		Concentration (pCi/mL)						
	nCi/g	pCi/mL	Tank 13H	Tank 30H	Tank 37H	Tank 39H	Tank 45F	Tank 46F	Tank 49H
^{137}Cs	45	5.63E+04	1.54E+09	8.27E+08	1.70E+09	6.73E+08	3.47E+08	5.07E+08	7.95E+08
^{90}Sr	40	5.00E+04	3.04E+05	2.40E+05	1.46E+06	1.73E+05	2.30E+04	1.66E+04	8.54E+04
^{237}Np	0.03	3.75E+01	9.51E+00	7.89E+00	1.17E+01	1.02E+02**	<4.6E-01	<4.6E-01	1.06E+02
$^{99}\text{Tc}^*$	320	4.00E+05	2.80E+05*	3.51E+05*	3.59E+05*	1.42E+06*	NA	1.80E+05	1.42E+05*
^{129}I	1	1.25E+03	2.33E+02	<5.15E+02	<4.30E+02	<1.14E+02	NA	<1.36E+02	<1.56E+02
^{14}C	800	1.00E+06	<1.96E+02	<2.70E+02	1.12E+02	<3.38E+02	NA	<2.45E+03	<2.02E+02
Total Alpha	18	2.25E+04	1.13E+04	2.09E+04	2.43E+04	5.88E+05	<1.12E+04	<8.84E+03*	8.13E+03

Values exceeding the Saltstone Limit are highlighted in orange.

Bases, Assumptions, and Results for the Decision Phase Alternatives, WSRC-RP-99-00006, Rev. 3

* unfiltered data

** 0.1 mm filter data

3.2.3.3 Plot of ^{99}Tc Concentrations vs. ^{137}Cs Concentrations

One trend observed in previous data sets was the correlation of ^{99}Tc with ^{137}Cs . The authors assessed this correlation using data from the waste tank samples. Figure 7 provides a graph of the ^{99}Tc data versus its ^{137}Cs counterpart. The figure clearly shows a linear correlation of the data. In order to hold true, both species must remain soluble and not partition in any way. Also, the waste must come from fission of the same fuel (i.e., ratios of ^{99}Tc to ^{137}Cs fission yields will vary depending upon whether the target is ^{235}U or ^{239}Pu). However, fission yields from both tank farms have similar ratios. Since the vast majority of H-Area waste is the fission yields from ^{235}U , and the F-Area waste is a fission yield from Pu 239 the correlation is expected to hold true. One effect which could be observed with a minimal distortion is the age of the waste. The half-life of ^{137}Cs is relatively short (30.1 y) relative to ^{99}Tc ($2.1E+05$ y). Therefore, the ratio will change slightly with increasing age of the waste.

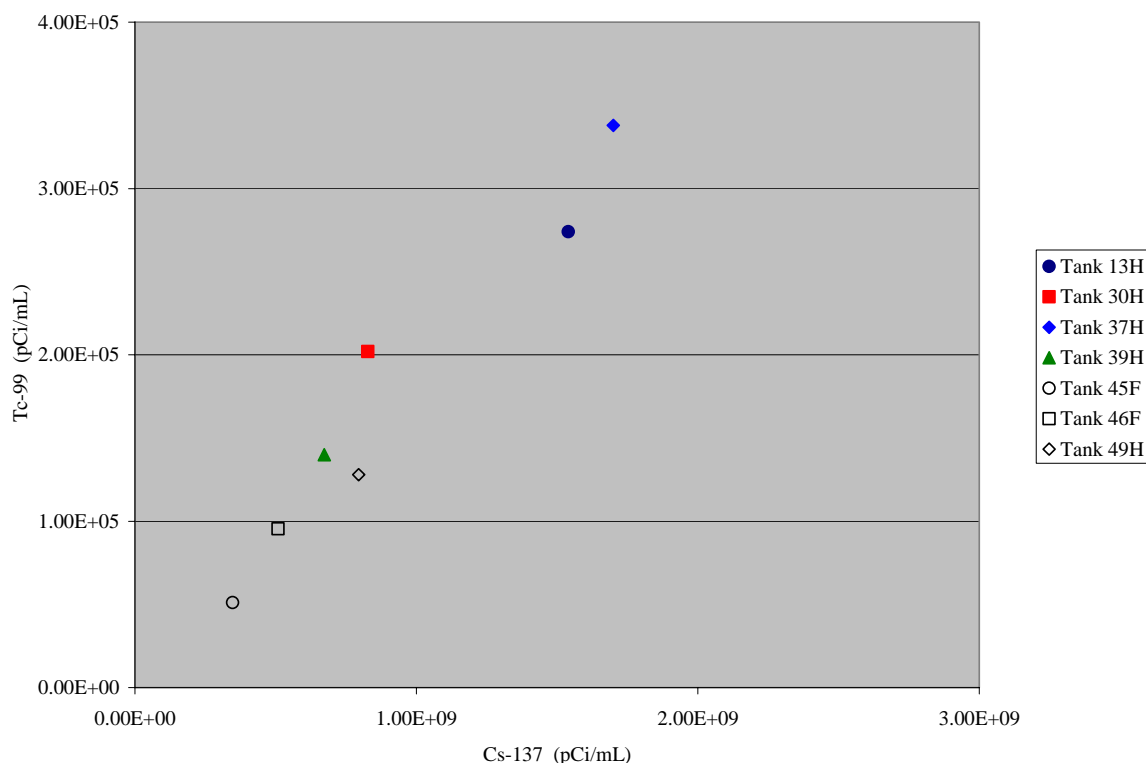


Figure 7 Graph of ^{99}Tc vs. Radioactive ^{137}Cs

3.2.3.4 ^{241}Am in Waste Tank Supernate

Table 5 contains the ^{241}Am results for the seven HLW tank supernate samples. The table provides a list of concentrations after sequential filtration through 0.45, 0.1, and 0.02 μ filters and treatment with AMP. Nearly all data were detection limit values and the less than data shown represent the highest measurement of triplicate analyses. The highest concentration observed was from Tank 49H ($< 1.02\text{E}+04$ pCi/mL). Analysis of the same sample by an alternate method showed the value to be $< 1.68\text{E}+02$ pCi/mL, nearly two orders of magnitude less than the other measured value and comparable to the other filtration level measurements for the tank and other tanks. The data as a whole show a low concentration of ^{241}Am present in SRS waste.

Table 5 ^{241}Am in Waste Tank Supernate

Tank Identification	0.45 μm filtered sample (pCi/mL)	0.1 μm filtered sample (pCi/mL)	0.02 μm filtered sample (pCi/mL)
13H	< 7.63E+02	< 2.17E+03	< 2.64E+02
30H	< 1.08E+03	< 2.38E+02	< 5.86E+02
37H	< 5.18E+02	< 2.72E+03	< 4.77E+02
39H	< 3.93E+03	1.60E+02	3.37E+02 ^{\$}
45F	5.09E+02	2.19E+02 ^{\$}	< 1.94E+02
46F	< 7.99E+03	< 7.68E+02	< 2.66E+02
49F	< 1.02E+04*	< 9.84E+02	< 3.43E+02

*Another analytical method - Gamma spectroscopy (after cesium removal) - of the same sample showed the ^{241}Am value was < 1.68E+02 pCi/mL.

\$ = Results from single replicate

3.2.3.5 Comparison of Measured U and Pu vs. Solubility Model Predictions

We calculated plutonium and uranium solubilities for each of the tank samples using empirically derived solubility models.^{5,6} The calculated solubility for uranium derives from the concentration data for the six major salt components in each of the seven waste tank samples. The calculated solubility of plutonium derives from the hydroxide concentration only. The plutonium solubility model that includes the six major salt components (nitrate, hydroxide, aluminate, carbonate, nitrite and sulfate) predicts similar values to the hydroxide-only model. However, the results from this model are not provided, since the concentrations for almost all of the tank samples fall outside of the range of solution compositions used in the solubility testing.

Table 6 provides both measured concentrations of uranium and plutonium as well as the predicted solubilities for the diluted and as-received samples. The calculation of the as-received solution solubilities used calculated anion concentrations obtained by multiplying the total trim factor for diluting the tank sample as determined by sodium concentrations (see Table 4 for concentrations of the as-received and diluted tank samples) by the measured concentration for the diluted sample. Except for Tank 39H, the measured values for the diluted tank samples are well below the predicted solubilities suggesting that these samples are unsaturated in uranium and plutonium. For Tank 39H, the predicted solubilities for uranium and plutonium are close to the measured values. This suggests that Tank 39H supernate is at or close to saturation in both uranium and plutonium.

Except for Tank 39H all of the as-received tank samples received significant dilution with 1.66 M sodium hydroxide solution. We estimated uranium and plutonium solubilities for the as-received samples by calculating as-received anion concentrations from the dilution factors that each of the tank samples received (see Table 6). The estimated uranium solubilities for the as-received samples are higher than the diluted samples with the exception of Tank 39H which received no dilution and Tank 49H. For those tanks in which uranium solubility is predicted to decrease upon dilution, the decreases are less than the overall dilution factor. Thus, we predict that uranium would not precipitate upon dilution of these as-received samples with the 1.66 M NaOH solution. The predicted decreases in plutonium solubilities are larger than the dilution factors for the samples from Tank 37H and 45F. Thus, if the as-received samples were close to

saturation then we would predict that plutonium would precipitate upon dilution with 1.66 M NaOH solution. However, since the concentration of plutonium in the diluted samples for all of the tanks except Tank 39H measured more 40 times lower than the predicted value, we conclude that with the exception of Tank 39H, the as-received samples are unsaturated in plutonium.

Table 6 Comparison of Measured U and Pu vs. Predicted Solubility for Diluted and As-Received Tank Supernate Samples

Tank	Units	Uranium Diluted Measured	Uranium Diluted Predicted	Uranium As-Received Predicted	Plutonium Diluted Measured	Plutonium Diluted Predicted	Plutonium As-Received Predicted
13H	mg/L	0.91 + 0.09	15	15	0.0084 + 0.0021	0.31	0.60
30H	mg/L	1.56 + 0.02	28	32	0.006 + 0.002	0.29	0.63
37H	mg/L	2.71 + 0.08	46	54	0.0091 + 0.0001	0.77	2.6
39H	mg/L	6.46 + 0.07	6.6	6.6	0.61 + 0.01	0.26	0.27
45F	mg/L	0.48 + 0.10	52	82	0.019 + 0.001	0.69	4.4
46F	mg/L	2.58 + 0.11	24	27	0.009 + 0.002	0.23	0.38
49H	mg/L	1.00 + 0.13	17	12	0.0056 + 0.0018	0.60	1.0

3.2.3.6 Comparison of Tank Samples 39H and 45F AMP vs No AMP Treatment

Researchers compared the data from the tests with the AMP addition with those from the no AMP experiments to provide insights as to reliability of performance of AMP to effectively remove ^{137}Cs and other radionuclide constituents of interest. Comparison of the Tank 39H and 45F AMP vs. No AMP samples provided the basis for the analysis. After review, no conclusive pattern from either tank's samples can be made. At the species concentrations in these samples, the use of AMP appears to have no beneficial analytical effect.

4.0 CONCLUSIONS

This document provides characterization data from samples obtained from Tanks 13H, 30H, 37H, 39H, 45F, 46F, and 49H and discusses results from samples taken. Characterization of the waste tank samples involved several treatments and analysis at various stages of sample processing. These included as-received liquid, post-dilution to 6.44 M sodium (target), post-acid digestion, post-filtration (at 3 filtration pore sizes), and after cesium removal using AMP.

Results and observations obtained from testing include the following.

- All tanks will require cesium removal as well as treatment with MST for ^{90}Sr decontamination.
- A small filtration effect for ^{90}Sr was observed for five of the seven tank wastes. No filtration effects were observed for Pu, Np, U, or Tc.
- ^{137}Cs concentration is $\sim\text{E}+09$ pCi/mL for all the tank wastes.
- Tank 37H is significantly higher in ^{90}Sr than the other 6 tanks. ^{237}Np in the F-Area tanks (45F and 46F) are at least 1 order of magnitude less than the H-Area tank wastes.
- The data indicate a constant ratio of ^{99}Tc to Cs in the 7 tank wastes. This indicates the Tc remains largely soluble in SRS waste and partitions similarly with Cs.

- ²⁴¹Am was low in the seven tank wastes. The majority of data were detection limit values, the largest being < 1.0E+04 pCi/mL.
- Measured values for Pu and U were generally well below solubility model predictions.

5.0 ACKNOWLEDGEMENTS

The authors wish to thank the SRNL Shielded Cells technicians who spent countless hours on this task, most notably Monica Jenkins and Martha Holmes. The authors also wish to thank David and C.C. Diprete, Teresa Eddy, Bill Boyce, Mira Malek, June Hart, Mike Whitaker, Stephen Crump, and many other Analytical Development Section (ADS) researchers for their analytical support with what seemed like hundreds of samples and thousands of analyses. WPTS technicians providing tremendous assistance in this project included Kim Wyszynski and Shirley McCollum. Lastly, the authors wish to thank Ron Blessing and Carolyn Conley for their assistance with coordinating Shielded Cells activities.

6.0 DATA TABLES

6.1 TANK 13H CHARACTERIZATION

6.1.1 Tank 13H Radioactive Species

Sample				Sample			Standard	
Analyte	Preparation	Method	Units	1	2	3	Average	Deviation
¹³⁷ Cs	0.45 µ	Rad	pCi/mL	1.54E+09 ± 2.21E+07	1.87E+09 ± 2.70E+07	1.20E+09 ± 1.72E+07	1.54E+09	3.38E+08
¹³⁷ Cs	unfiltered	ICP-MS	pCi/mL	1.61E+09 ± 4.01E+08	1.67E+09 ± 4.18E+08	1.63E+09 ± 4.09E+08	1.64E+09	3.31E+07
⁹⁰ Sr	0.45 µ (AMP)	Rad	pCi/mL	3.31E+05 ± 2.52E+04	2.60E+05 ± 1.98E+04	3.20E+05 ± 2.43E+04	3.04E+05	3.80E+04
⁹⁰ Sr	0.1 µ (AMP)	Rad	pCi/mL	2.32E+05 ± 1.72E+04	2.51E+05 ± 1.86E+04	2.47E+05 ± 1.83E+04	2.43E+05	1.02E+04
⁹⁰ Sr	0.02 µ (AMP)	Rad	pCi/mL	2.17E+05 ± 1.63E+04	2.07E+05 ± 1.51E+04	2.06E+05 ± 1.54E+04	2.10E+05	6.27E+03
²³⁸ Pu	0.45 µ (AMP)	Rad	pCi/mL	1.82E+04 ± 9.66E+02	2.03E+04 ± 9.95E+02	1.85E+04 ± 8.34E+02	1.90E+04	1.12E+03
²³⁸ Pu	0.1 µ (AMP)	Rad	pCi/mL	1.71E+04 ± 7.55E+02	1.71E+04 ± 7.87E+02	1.70E+04 ± 7.31E+02	1.71E+04	7.18E+01
²³⁸ Pu	0.02 µ (AMP)	Rad	pCi/mL	1.79E+04 ± 8.04E+02	1.79E+04 ± 8.77E+02	1.80E+04 ± 8.66E+02	1.79E+04	9.04E+01
^{239/40} Pu	unfiltered	ICP-MS	pCi/mL	bdl ± bdl	bdl ± bdl	bdl ± bdl	bdl	bdl
^{239/40} Pu	0.45 µ (AMP)	Rad	pCi/mL	3.36E+02 ± 9.20E+01	5.82E+02 ± 8.27E+01	3.79E+02 ± 1.28E+02	4.32E+02	1.32E+02
^{239/40} Pu	0.45 µ (AMP)	ICP-MS	pCi/mL	bdl ± bdl	bdl ± bdl	bdl ± bdl	bdl	bdl
^{239/40} Pu	0.1 µ (AMP)	Rad	pCi/mL	3.19E+02 ± 5.11E+01	2.98E+02 ± 3.91E+01	3.34E+02 ± 3.77E+01	3.17E+02	1.77E+01
^{239/40} Pu	0.1 µ (AMP)	ICP-MS	pCi/mL	bdl ± bdl	bdl ± bdl	bdl ± bdl	bdl	bdl
^{239/40} Pu	0.02 µ (AMP)	Rad	pCi/mL	3.38E+02 ± 4.66E+01	3.66E+02 ± 8.01E+01	3.57E+02 ± 8.25E+01	3.54E+02	1.44E+01
^{239/40} Pu	0.02 µ (AMP)	ICP-MS	pCi/mL	bdl ± bdl	bdl ± bdl	bdl ± bdl	bdl	bdl
²⁴¹ Pu	0.45 µ (AMP)	Rad	pCi/mL	< 2.69E+04 ± upper limit	< 3.52E+04 ± upper limit	< 2.79E+04 ± upper limit	< 3.52E+04	upper limit
²⁴¹ Pu	0.1 µ (AMP)	Rad	pCi/mL	NA	NA	NA	NA	NA
²⁴¹ Pu	0.02 µ (AMP)	Rad	pCi/mL	NA	NA	NA	NA	NA
Total Pu	0.45 µ (AMP)	Rad	pCi/mL	1.86E+04 ± 1.06E+03	2.09E+04 ± 1.08E+03	1.89E+04 ± 9.63E+02	1.95E+04	1.25E+03
Total Pu	0.1 µ (AMP)	Rad	pCi/mL	1.75E+04 ± 8.06E+02	1.74E+04 ± 8.26E+02	1.73E+04 ± 7.69E+02	1.74E+04	8.95E+01
Total Pu	0.02 µ (AMP)	Rad	pCi/mL	1.82E+04 ± 8.51E+02	1.83E+04 ± 9.57E+02	1.84E+04 ± 9.48E+02	1.83E+04	1.05E+02
²³⁵ U	unfiltered	ICP-MS	pCi/mL	2.37E-01 ± 5.92E-02	2.38E-01 ± 5.94E-02	2.15E-01 ± 5.38E-02	2.30E-01	1.27E-02
²³⁵ U	0.45 µ (AMP)	ICP-MS	pCi/mL	3.04E-01 ± 7.60E-02	2.80E-01 ± 7.00E-02	2.92E-01 ± 7.29E-02	2.92E-01	1.19E-02
²³⁵ U	0.1 µ (AMP)	ICP-MS	pCi/mL	1.56E-01 ± 3.89E-02	3.01E-01 ± 7.53E-02	2.76E-01 ± 6.90E-02	2.44E-01	7.78E-02
²³⁵ U	0.02 µ (AMP)	ICP-MS	pCi/mL	3.57E-01 ± 8.94E-02	2.72E-01 ± 6.79E-02	2.76E-01 ± 6.90E-02	3.02E-01	4.84E-02
²³⁸ U	unfiltered	ICP-MS	pCi/mL	2.70E-01 ± 6.75E-02	2.50E-01 ± 6.25E-02	2.39E-01 ± 5.97E-02	2.53E-01	1.58E-02
²³⁸ U	0.45 µ (AMP)	ICP-MS	pCi/mL	2.26E-01 ± 5.65E-02	2.40E-01 ± 6.01E-02	2.30E-01 ± 5.74E-02	2.32E-01	7.48E-03
²³⁸ U	0.1 µ (AMP)	ICP-MS	pCi/mL	2.35E-01 ± 5.87E-02	2.37E-01 ± 5.92E-02	2.43E-01 ± 6.08E-02	2.38E-01	4.52E-03
²³⁸ U	0.02 µ (AMP)	ICP-MS	pCi/mL	2.44E-01 ± 6.09E-02	2.48E-01 ± 6.20E-02	2.45E-01 ± 6.13E-02	2.46E-01	2.27E-03
Total U	unfiltered	ICP-MS	pCi/mL	5.07E-01 ± 1.27E-01	4.88E-01 ± 1.22E-01	4.54E-01 ± 1.13E-01	4.83E-01	2.85E-02
Total U	0.45 µ (AMP)	ICP-MS	pCi/mL	5.30E-01 ± 1.32E-01	5.20E-01 ± 1.30E-01	5.21E-01 ± 1.30E-01	5.24E-01	1.94E-02
Total U	0.1 µ (AMP)	ICP-MS	pCi/mL	3.90E-01 ± 9.76E-02	5.38E-01 ± 1.34E-01	5.19E-01 ± 1.30E-01	4.82E-01	8.23E-02
Total U	0.02 µ (AMP)	ICP-MS	pCi/mL	6.01E-01 ± 1.50E-01	5.20E-01 ± 1.30E-01	5.21E-01 ± 1.30E-01	5.47E-01	5.07E-02
²³⁷ Np	unfiltered	ICP-MS	pCi/mL	bdl ± bdl	bdl ± bdl	bdl ± bdl	bdl	bdl
²³⁷ Np	0.45 µ (AMP)	ICP-MS	pCi/mL	8.58E+00 ± 2.14E+00	9.99E+00 ± 2.50E+00	9.96E+00 ± 2.49E+00	9.51E+00	8.07E-01
²³⁷ Np	0.1 µ (AMP)	ICP-MS	pCi/mL	1.12E+01 ± 2.80E+00	9.21E+00 ± 2.30E+00	bdl ± bdl	1.02E+01	1.42E+00
²³⁷ Np	0.02 µ (AMP)	ICP-MS	pCi/mL	8.18E+00 ± 2.04E+00	7.71E+00 ± 1.93E+00	8.79E+00 ± 2.20E+00	8.22E+00	5.42E-01

Note: NA = no sample analyzed, bdl = below detection limit, upper limit and mda = error on a less than value matches the less than value.

*Sample preparation identifies the level of filtration used on the sample. AMP signifies AMP treatment on the sample prior to analysis.

#Analysis conducted using gamma spectroscopy after cesium removal.

\$Analysis conducted using more specific Am separation and radiocounting methodology.

Sample				Sample			Standard	
Analyte	Preparation	Method	Units	1	2	3	Average	Deviation
²⁴¹ Am	0.45 µ (AMP)	Rad [#]	pCi/mL	< 2.72E+02 ± mda	< 2.79E+02 ± mda	< 2.79E+02 ± mda	< 2.79E+02	mda
²⁴¹ Am	0.45 µ (AMP)	Rad [§]	pCi/mL	< 7.63E+02 ± upper limit	< 4.77E+02 ± upper limit	< 4.73E+02 ± upper limit	< 7.63E+02	upper limit
²⁴¹ Am	0.1 µ (AMP)	Rad [§]	pCi/mL	< 6.58E+02 ± mda	< 9.80E+02 ± mda	< 2.17E+03 ± mda	< 2.17E+03	mda
²⁴¹ Am	0.02 µ (AMP)	Rad [§]	pCi/mL	< 2.64E+02 ± mda	< 1.88E+02 ± mda	< 2.12E+02 ± mda	< 2.64E+02	mda
²⁴² Am	0.45 µ (AMP)	Rad [§]	pCi/mL	< 4.98E+03 ± mda	< 3.31E+03 ± mda	< 2.56E+03 ± mda	< 4.98E+03	mda
²⁴³ Am	0.45 µ (AMP)	Rad [§]	pCi/mL	< 4.79E+02 ± mda	< 3.29E+02 ± mda	< 1.46E+02 ± mda	< 4.79E+02	mda
⁹⁹ Tc	0.45 µ (AMP)	Rad	pCi/mL	2.74E+05 ± 1.64E+04	NA	NA	2.74E+05	1.64E+04
⁹⁹ Tc	unfiltered	ICP-MS	pCi/mL	2.80E+05 ± 6.99E+04	2.81E+05 ± 7.02E+04	2.78E+05 ± 6.96E+04	2.80E+05	1.25E+03
⁹⁹ Tc	0.45 µ (AMP)	ICP-MS	pCi/mL	3.13E+05 ± 7.83E+04	3.16E+05 ± 7.89E+04	3.21E+05 ± 8.03E+04	3.17E+05	4.13E+03
⁹⁹ Tc	0.1 µ (AMP)	ICP-MS	pCi/mL	2.83E+05 ± 7.08E+04	3.04E+05 ± 7.59E+04	3.09E+05 ± 7.72E+04	2.99E+05	1.35E+04
⁹⁹ Tc	0.02 µ (AMP)	ICP-MS	pCi/mL	3.07E+05 ± 7.67E+04	3.30E+05 ± 8.26E+04	3.10E+05 ± 7.75E+04	3.16E+05	1.27E+04
Gross α	0.45 µ (AMP)	Rad	pCi/mL	1.03E+04 ± 1.03E+03	1.39E+04 ± 6.25E+03	9.80E+03 ± 1.76E+03	1.13E+04	2.22E+03
Beta	0.45 µ	Rad	pCi/mL	1.72E+09 ± 2.58E+08	2.08E+09 ± 3.12E+08	1.29E+09 ± 1.93E+08	1.70E+09	3.94E+08
Tritium	0.45 µ (AMP)	Rad	pCi/mL	4.35E+04 ± 4.35E+03	4.23E+04 ± 4.23E+03	< 4.59E+04 ± upper limit	< 4.59E+04	upper limit
¹⁴ C	0.45 µ	Rad	pCi/mL	< 1.96E+02 ± mda	NA	NA	< 1.96E+02	mda
¹²⁹ I	0.45 µ	Rad	pCi/mL	2.33E+02 ± 31	NA	NA	2.33E+02	31
²⁶ Al	0.45 µ (AMP)	Rad	pCi/mL	< 1.69E+01 ± mda	< 1.54E+01 ± mda	< 1.84E+01 ± mda	< 1.84E+01	mda
⁶⁰ Co	0.45 µ (AMP)	Rad	pCi/mL	< 2.03E+01 ± mda	< 1.96E+01 ± mda	< 1.91E+01 ± mda	< 2.03E+01	mda
⁹⁴ Nb	0.45 µ (AMP)	Rad	pCi/mL	< 2.67E+01 ± mda	< 2.63E+01 ± mda	< 2.81E+01 ± mda	< 2.81E+01	mda
¹⁰⁶ Ru	0.45 µ (AMP)	Rad	pCi/mL	< 2.90E+02 ± mda	< 3.01E+02 ± mda	< 2.99E+02 ± mda	< 3.01E+02	mda
¹²⁵ Sb	0.45 µ (AMP)	Rad	pCi/mL	1.61E+03 ± 1.69E+00	1.71E+03 ± 2.20E+00	1.64E+03 ± 2.23E+00	1.65E+03	5.31E+01
¹²⁶ Sb	0.45 µ (AMP)	Rad	pCi/mL	1.60E+03 ± 3.62E+00	1.60E+03 ± 3.68E+00	1.60E+03 ± 3.61E+00	1.60E+03	2.64E+00
¹²⁶ Sn	0.45 µ (AMP)	Rad	pCi/mL	1.58E+03 ± 1.86E+01	1.61E+03 ± 2.19E+01	1.25E+03 ± 2.30E+01	1.48E+03	1.97E+02
¹⁴⁴ Ce	0.45 µ (AMP)	Rad	pCi/mL	< 2.37E+02 ± mda	< 2.40E+02 ± mda	< 2.40E+02 ± mda	< 2.40E+02	mda
¹⁵² Eu	0.45 µ (AMP)	Rad	pCi/mL	< 2.12E+02 ± mda	< 2.17E+02 ± mda	< 2.12E+02 ± mda	< 2.17E+02	mda
¹⁵⁴ Eu	0.45 µ (AMP)	Rad	pCi/mL	< 6.12E+01 ± mda	< 6.03E+01 ± mda	< 6.67E+01 ± mda	< 6.67E+01	mda
¹⁵⁵ Eu	0.45 µ (AMP)	Rad	pCi/mL	< 1.46E+02 ± mda	< 1.47E+02 ± mda	< 8.77E+01 ± mda	< 1.47E+02	mda
²³¹ Pa	0.45 µ (AMP)	Rad	pCi/mL	< 1.12E+03 ± mda	< 1.08E+03 ± mda	< 1.09E+03 ± mda	< 1.12E+03	mda
²³² U	0.45 µ (AMP)	Rad	pCi/mL	< 1.43E+02 ± upper limit	< 1.99E+02 ± upper limit	< 1.06E+02 ± upper limit	< 1.99E+02	upper limit
⁵⁹ Ni	0.45 µ (AMP)	Rad	pCi/mL	< 6.10E+01 ± mda	< 2.83E+02 ± mda	< 1.31E+02 ± mda	< 2.83E+02	mda
⁶³ Ni	0.45 µ (AMP)	Rad	pCi/mL	< 1.09E+02 ± mda	< 3.84E+02 ± mda	< 1.10E+02 ± mda	< 3.84E+02	mda
¹⁴⁷ Pm	0.45 µ (AMP)	Rad	pCi/mL	< 4.86E+02 ± upper limit	< 1.76E+02 ± upper limit	< 1.05E+02 ± mda	< 4.86E+02	upper limit
¹⁵¹ Sm	0.45 µ (AMP)	Rad	pCi/mL	< 1.89E+03 ± upper limit	< 3.97E+02 ± upper limit	< 3.42E+02 ± mda	< 1.89E+03	upper limit
⁷⁹ Se	0.45 µ (AMP)	Rad	pCi/mL	< 2.90E+03 ± upper limit	< 1.99E+02 ± upper limit	< 1.97E+02 ± upper limit	< 2.90E+03	upper limit
²⁴² Cm/ ²⁵² Cf	0.45 µ (AMP)	Rad	pCi/mL	< 3.97E+00 ± mda	< 7.63E+00 ± mda	< 4.57E+00 ± mda	< 7.63E+00	mda
²⁴³ Cm	0.45 µ (AMP)	Rad	pCi/mL	< 1.28E+03 ± mda	< 8.49E+02 ± mda	< 6.53E+02 ± mda	< 1.28E+03	mda
²⁴⁴ Cm	0.45 µ (AMP)	Rad	pCi/mL	4.25E+01 ± 1.44E+01	1.05E+02 ± 2.66E+01	1.11E+02 ± 3.08E+01	8.61E+01	3.79E+01
²⁴⁹ Cf	0.45 µ (AMP)	Rad	pCi/mL	< 6.74E+02 ± mda	< 1.08E+03 ± mda	< 5.18E+02 ± mda	< 1.08E+03	mda
²⁵¹ Cf	0.45 µ (AMP)	Rad	pCi/mL	< 8.56E+02 ± mda	< 1.32E+03 ± mda	< 6.76E+02 ± mda	< 1.32E+03	mda

Note: NA = no sample analyzed, bdl = below detection limit, upper limit and mda = error on a less than value matches the less than value.

*Sample preparation identifies the level of filtration used on the sample. AMP signifies AMP treatment on the sample prior to analysis.

Analysis conducted using gamma spectroscopy after cesium removal.

§ Analysis conducted using more specific Am separation and radiocounting methodology.

6.1.2 Tank 13H Salt and Organic Species

Sample				Sample						Standard	
Analyte	Preparation	Method	Units	1		2		3		Average	Deviation
Na	unfiltered	ICPES	M	6.15E+00	± 3.07E-01	6.14E+00	± 3.07E-01	6.19E+00	± 3.10E-01	6.16E+00	3.08E-02
Na	0.45 µ (AMP)	ICPES	M	NA	± NA	NA	± NA	NA	± NA	NA	NA
Na	0.45 µ (AMP)	AA	M	5.49E+00	± 1.10E+00	5.20E+00	± 1.04E+00	5.20E+00	± 1.04E+00	5.30E+00	1.65E-01
K	unfiltered	ICPES	M	6.97E-02	± 2.64E-01	< 2.64E-02	± mdl	8.17E-02	± 2.73E-01	7.57E-02	8.48E-03
K	0.45 µ (AMP)	ICPES	M	4.42E-02	± 3.35E-02	4.03E-02	± 3.29E-02	4.42E-02	± 3.05E-02	4.29E-02	2.25E-03
K	0.45 µ (AMP)	AA	M	3.84E-02	± 7.67E-03	4.12E-02	± 8.25E-03	4.55E-02	± 9.10E-03	4.17E-02	3.59E-03
Al	unfiltered	ICPES	M	3.60E-01	± 1.80E-02	3.66E-01	± 1.83E-02	3.69E-01	± 1.84E-02	3.65E-01	4.25E-03
As	0.45 µ (AMP)	AA	mg/L	< 2.28E-01	± mda	NA		NA		< 2.28E-01	mda
Se	0.45 µ (AMP)	AA	mg/L	< 1.27E-01	± mda	NA		NA		< 1.27E-01	mda
Hg	0.45 µ (AMP)	AA	mg/L	< 5.58E-01	± mda	NA		NA		< 5.58E-01	mda
Total Base	0.45 µ	Titration	M	4.43E+00	± 4.43E-01	4.38E+00	± 4.38E-01	4.47E+00	± 4.47E-01	4.43E+00	4.42E-02
Free OH ⁻	0.45 µ	Titration	M	1.77E+00	± 1.77E-01	2.80E+00	± 2.80E-01	3.19E+00	± 3.19E-01	2.58E+00	7.31E-01
CO ₃ ²⁻	0.45 µ	Titration	M	< 4.18E-01	± mda	< 4.27E-01	± mda	< 4.14E-01	± mda	< 4.27E-01	mda
Al(OH) ₄ ⁻	0.45 µ	Titration	M	1.77E+00	± 3.55E-01	1.33E+00	± 2.67E-01	7.65E-01	± 1.53E-01	1.29E+00	5.06E-01
NO ₃ ⁻	0.45 µ	IC	M	5.86E-01	± 5.86E-02	NA		NA		5.86E-01	5.86E-02
NO ₂ ⁻	0.45 µ	IC	M	6.72E-01	± 6.72E-02	NA		NA		6.72E-01	6.72E-02
SO ₄ ²⁻	0.45 µ	IC	M	3.25E-03	± 3.25E-04	NA		NA		3.25E-03	3.25E-04
PO ₄ ³⁻	0.45 µ	IC	M	2.74E-03	± 2.74E-04	NA		NA		2.74E-03	2.74E-04
F ⁻	0.45 µ	IC	M	< 5.48E-03	± mda	NA		NA		< 5.48E-03	mda
Cl ⁻	0.45 µ	IC	M	2.93E-03	± 2.93E-04	NA		NA		2.93E-03	2.93E-04
Br ⁻	0.45 µ	IC	M	< 6.51E-03	± mda	NA		NA		< 6.51E-03	mda
C ₂ O ₄ ²⁻	0.45 µ	IC	M	< 5.91E-03	± mda	NA		NA		< 5.91E-03	mda
CHO ₂	0.45 µ	IC	M	< 1.16E-02	± mda	NA		NA		< 1.16E-02	mda
TBP	unfiltered	IC	mg/L	< 5.09E+01	± mdl	NA		NA		< 5.09E+01	mdl
TBP	0.45 µ	IC	mg/L	< 5.20E+01	± mdl	NA		NA		< 5.20E+01	mdl
DBP	0.45 µ	IC	mg/L	1.61E+03	± 1.61E+02	NA		NA		1.61E+03	1.61E+02
VOA	unfiltered	GC-MS	mg/L	< 2.55E+01	± mdl	NA		NA		< 2.55E+01	mdl
VOA	0.45 µ	GC-MS	mg/L	< 2.60E+01	± mdl	NA		NA		< 2.60E+01	mdl
SVOA	unfiltered	GC-MS	mg/L	< 5.09E+01	± mdl	NA		NA		< 5.09E+01	mdl
SVOA	0.45 µ	GC-MS	mg/L	< 5.20E+01	± mdl	NA		NA		< 5.20E+01	mdl
TIC	0.45 µ	Titration	mg/L	1.29E+02	± 3.22E+01	4.79E+02	± 1.20E+02	5.46E+02	± 1.37E+02	3.84E+02	2.24E+02
TOC	0.45 µ	Titration	mg/L	2.45E+03	± 2.45E+02	2.29E+03	± 2.29E+02	1.69E+03	± 1.69E+02	2.14E+03	3.99E+02
Total C	0.45 µ	Titration	mg/L	2.57E+03	± 2.57E+02	2.76E+03	± 2.76E+02	2.23E+03	± 2.23E+02	2.52E+03	2.65E+02

Note: NA = no sample analyzed, mda and mdl = method detection (error on a less than value matches the less than value).

*Sample preparation identifies the level of filtration used on the sample. AMP signifies AMP treatment on the sample prior to analysis.

6.1.3 Tank 13H ICP-ES Characterization

Sample				Sample						Standard	
Analyte	Preparation	Method	Units	1		2		3		Average	Deviation
Ag	unfiltered	ICPES	mg/L	< 4.52E+00	± mdl	< 4.65E+00	± mdl	< 4.52E+00	± mdl	< 4.65E+00	mdl
Ag	0.45 µ (AMP)	ICPES	mg/L	1.73E+00	± 1.53E-01	1.77E+00	± 8.87E-02	1.81E+00	± 1.53E-01	1.77E+00	3.80E-02
Ag	0.1 µ (AMP)	ICPES	mg/L	1.54E+00	± 7.74E-02	1.32E+00	± 1.10E-01	NA	± NA	1.43E+00	1.55E-01
Ag	0.02 µ (AMP)	ICPES	mg/L	1.69E+00	± 8.46E-02	1.54E+00	± 7.71E-02	1.33E+00	± 6.65E-02	1.52E+00	1.82E-01
Al	unfiltered	ICPES	M	3.60E-01	± 1.80E-02	3.66E-01	± 1.83E-02	3.69E-01	± 1.84E-02	3.65E-01	4.25E-03
Al	0.45 µ (AMP)	ICPES	M	3.66E-01	± 1.83E-02	3.63E-01	± 1.81E-02	3.64E-01	± 1.82E-02	3.64E-01	1.88E-03
Al	0.1 µ (AMP)	ICPES	M	3.63E-01	± 1.82E-02	3.61E-01	± 1.81E-02	NA	± NA	3.62E-01	1.37E-03
Al	0.02 µ (AMP)	ICPES	M	3.91E-01	± 1.96E-02	3.91E-01	± 1.96E-02	3.89E-01	± 1.94E-02	3.90E-01	1.34E-03
B	unfiltered	ICPES	mg/L	< 7.46E+01	± mdl	< 7.67E+01	± mdl	< 7.46E+01	± mdl	< 7.67E+01	mdl
B	0.45 µ (AMP)	ICPES	mg/L	8.62E+01	± 6.63E+00	8.62E+01	± 5.99E+00	8.57E+01	± 6.83E+00	8.60E+01	2.93E-01
B	0.1 µ (AMP)	ICPES	mg/L	8.76E+01	± 5.56E+00	8.45E+01	± 6.64E+00	NA	± NA	8.61E+01	2.21E+00
B	0.02 µ (AMP)	ICPES	mg/L	9.18E+01	± 9.22E+00	9.43E+01	± 8.27E+00	9.24E+01	± 9.23E+00	9.29E+01	1.30E+00
Ba	unfiltered	ICPES	mg/L	1.08E+01	± 1.20E+00	1.09E+01	± 1.40E+00	1.16E+01	± 8.17E-01	1.11E+01	4.72E-01
Ba	0.45 µ (AMP)	ICPES	mg/L	4.73E+00	± 2.36E-01	4.92E+00	± 2.46E-01	4.87E+00	± 2.44E-01	4.84E+00	9.78E-02
Ba	0.1 µ (AMP)	ICPES	mg/L	4.65E+00	± 2.33E-01	4.57E+00	± 2.28E-01	NA	± NA	4.61E+00	5.90E-02
Ba	0.02 µ (AMP)	ICPES	mg/L	4.58E+00	± 2.29E-01	4.27E+00	± 2.13E-01	4.28E+00	± 2.14E-01	4.38E+00	1.34E-01
Ca	unfiltered	ICPES	mg/L	3.78E+01	± 4.36E+00	< 1.39E+01	± mdl	< 1.36E+01	± mdl	3.78E+01	4.36E+00
Ca	0.45 µ (AMP)	ICPES	mg/L	8.82E+00	± 4.41E-01	9.23E+00	± 4.61E-01	9.23E+00	± 4.61E-01	9.09E+00	2.34E-01
Ca	0.1 µ (AMP)	ICPES	mg/L	1.53E+01	± 7.67E-01	1.53E+01	± 7.67E-01	NA	± NA	1.53E+01	0.00E+00
Ca	0.02 µ (AMP)	ICPES	mg/L	2.45E+01	± 1.23E+00	2.37E+01	± 1.18E+00	2.29E+01	± 1.14E+00	2.37E+01	8.43E-01
Cd	unfiltered	ICPES	mg/L	< 1.36E+01	± mdl	< 1.39E+01	± mdl	< 1.36E+01	± mdl	< 1.39E+01	mdl
Cd	0.45 µ (AMP)	ICPES	mg/L	< 1.22E+00	± mdl	< 1.22E+00	± mdl	< 1.22E+00	± mdl	< 1.22E+00	mdl
Cd	0.1 µ (AMP)	ICPES	mg/L	< 1.25E+00	± mdl	< 1.25E+00	± mdl	NA	± NA	< 1.25E+00	mdl
Cd	0.02 µ (AMP)	ICPES	mg/L	< 1.50E+00	± mdl	< 1.50E+00	± mdl	< 1.50E+00	± mdl	< 1.50E+00	mdl
Ce	unfiltered	ICPES	mg/L	6.90E+01	± 1.65E+01	5.92E+01	± mdl	8.70E+01	± 4.80E+00	7.17E+01	1.41E+01
Ce	0.45 µ (AMP)	ICPES	mg/L	2.56E+01	± 1.49E+00	2.64E+01	± 1.32E+00	2.62E+01	± 1.91E+00	2.60E+01	3.94E-01
Ce	0.1 µ (AMP)	ICPES	mg/L	2.33E+01	± 1.72E+00	2.08E+01	± 1.04E+00	NA	± NA	2.21E+01	1.77E+00
Ce	0.02 µ (AMP)	ICPES	mg/L	2.61E+01	± 1.37E+00	2.40E+01	± 1.20E+00	2.20E+01	± 1.10E+00	2.40E+01	2.03E+00
Cr	unfiltered	ICPES	mg/L	2.46E+02	± 1.89E+01	2.52E+02	± 2.39E+01	2.64E+02	± 1.53E+01	2.54E+02	9.25E+00
Cr	0.45 µ (AMP)	ICPES	mg/L	2.37E+02	± 1.19E+01	2.48E+02	± 1.24E+01	2.45E+02	± 1.22E+01	2.43E+02	5.48E+00
Cr	0.1 µ (AMP)	ICPES	mg/L	2.47E+02	± 1.23E+01	2.48E+02	± 1.24E+01	NA	± NA	2.47E+02	7.38E-01
Cr	0.02 µ (AMP)	ICPES	mg/L	2.72E+02	± 1.36E+01	2.74E+02	± 1.37E+01	2.72E+02	± 1.36E+01	2.72E+02	1.08E+00
Cu	unfiltered	ICPES	mg/L	< 1.13E+01	± mdl	< 1.16E+01	± mdl	< 1.13E+01	± mdl	< 1.16E+01	mdl
Cu	0.45 µ (AMP)	ICPES	mg/L	< 1.01E+00	± mdl	< 1.01E+00	± mdl	< 1.01E+00	± mdl	< 1.01E+00	mdl
Cu	0.1 µ (AMP)	ICPES	mg/L	< 1.04E+00	± mdl	< 1.04E+00	± mdl	NA	± NA	< 1.04E+00	mdl
Cu	0.02 µ (AMP)	ICPES	mg/L	< 1.25E+00	± mdl	< 1.25E+00	± mdl	< 1.25E+00	± mdl	< 1.25E+00	mdl
Fe	unfiltered	ICPES	mg/L	< 9.04E+00	± mdl	< 9.29E+00	± mdl	< 9.04E+00	± mdl	< 9.29E+00	mdl
Fe	0.45 µ (AMP)	ICPES	mg/L	6.34E+00	± 3.55E+00	7.50E+00	± 3.55E+00	6.64E+00	± 3.68E+00	6.83E+00	6.05E-01
Fe	0.1 µ (AMP)	ICPES	mg/L	4.93E+00	± 3.91E+00	4.71E+00	± 3.78E+00	NA	± NA	4.82E+00	1.55E-01
Fe	0.02 µ (AMP)	ICPES	mg/L	2.05E+00	± 4.39E+00	1.80E+00	± 4.42E+00	2.28E+00	± 4.34E+00	2.04E+00	2.41E-01
Gd	unfiltered	ICPES	mg/L	1.32E+01	± 1.83E+00	1.32E+01	± 1.26E+00	1.50E+01	± 7.49E-01	1.38E+01	1.02E+00
Gd	0.45 µ (AMP)	ICPES	mg/L	3.12E+00	± 1.56E-01	3.14E+00	± 1.57E-01	3.32E+00	± 1.66E-01	3.19E+00	1.12E-01
Gd	0.1 µ (AMP)	ICPES	mg/L	2.83E+00	± 1.81E-01	2.60E+00	± 1.30E-01	NA	± NA	2.71E+00	1.62E-01
Gd	0.02 µ (AMP)	ICPES	mg/L	3.22E+00	± 1.61E-01	2.95E+00	± 1.48E-01	2.78E+00	± 1.39E-01	2.98E+00	2.20E-01
K	unfiltered	ICPES	M	6.97E-02	± 2.64E-01	< 2.64E-02	± mdl	8.17E-02	± 2.73E-01	7.57E-02	8.48E-03
K	0.45 µ (AMP)	ICPES	M	4.42E-02	± 3.35E-02	4.03E-02	± 3.29E-02	4.42E-02	± 3.05E-02	4.29E-02	2.25E-03
K	0.1 µ (AMP)	ICPES	M	4.32E-02	± 3.21E-02	4.43E-02	± 3.26E-02	NA	± NA	4.38E-02	7.55E-04
K	0.02 µ (AMP)	ICPES	M	4.90E-02	± 3.83E-02	4.70E-02	± 3.40E-02	4.94E-02	± 3.62E-02	4.85E-02	1.30E-03
La	unfiltered	ICPES	mg/L	1.80E+01	± 3.75E+00	1.50E+01	± 7.84E-01	1.89E+01	± 9.47E-01	1.73E+01	2.03E+00
La	0.45 µ (AMP)	ICPES	mg/L	3.68E+00	± 2.69E-01	3.75E+00	± 1.87E-01	4.03E+00	± 2.17E-01	3.82E+00	1.89E-01
La	0.1 µ (AMP)	ICPES	mg/L	3.36E+00	± 1.71E-01	2.96E+00	± 1.48E-01	NA	± NA	3.16E+00	2.84E-01
La	0.02 µ (AMP)	ICPES	mg/L	3.83E+00	± 1.92E-01	3.49E+00	± 1.74E-01	3.21E+00	± 3.02E-01	3.51E+00	3.13E-01
Li	unfiltered	ICPES	mg/L	2.28E+01	± 7.18E+00	1.63E+01	± 4.58E+00	2.10E+01	± 2.94E+00	2.00E+01	3.39E+00
Li	0.45 µ (AMP)	ICPES	mg/L	9.63E+00	± 5.26E-01	1.18E+01	± 5.88E-01	1.02E+01	± 5.09E-01	1.05E+01	1.10E+00
Li	0.1 µ (AMP)	ICPES	mg/L	9.60E+00	± 8.50E-01	9.07E+00	± 4.54E-01	NA	± NA	9.34E+00	3.69E-01
Li	0.02 µ (AMP)	ICPES	mg/L	9.93E+00	± 4.97E-01	8.81E+00	± 4.40E-01	8.62E+00	± 4.31E-01	9.12E+00	7.09E-01
Mg	unfiltered	ICPES	mg/L	< 2.26E+00	± mdl	< 2.32E+00	± mdl	< 2.26E+00	± mdl	< 2.32E+00	mdl
Mg	0.45 µ (AMP)	ICPES	mg/L	6.69E-01	± 3.35E-02	7.25E-01	± 3.62E-02	6.54E-01	± 3.27E-02	6.83E-01	3.74E-02
Mg	0.1 µ (AMP)	ICPES	mg/L	1.75E+00	± 8.76E-02	1.75E+00	± 8.76E-02	NA	± NA	1.75E+00	0.00E+00
Mg	0.02 µ (AMP)	ICPES	mg/L	3.32E+00	± 1.66E-01	3.32E+00	± 1.66E-01	3.30E+00	± 1.65E-01	3.31E+00	1.30E-02

Note: NA = no sample analyzed, mdl = method detection (error on a less than value matches the less than value).

*Sample preparation identifies the level of filtration used on the sample. AMP signifies AMP treatment on the sample prior to analysis.

Sample				Sample						Standard	
Analyte	Preparation	Method	Units	1		2		3		Average	Deviation
Mn	unfiltered	ICPES	mg/L	< 3.39E+00	± mdl	< 3.48E+00	± mdl	< 3.39E+00	± mdl	< 3.48E+00	
Mn	0.45 µ (AMP)	ICPES	mg/L	5.78E-01	± 7.84E-01	1.36E+00	± 8.14E-01	7.15E-01	± 8.05E-01	8.85E-01	4.20E-01
Mn	0.1 µ (AMP)	ICPES	mg/L	1.13E+00	± 7.84E-01	1.17E+00	± 7.81E-01	NA	± NA	1.15E+00	2.58E-02
Mn	0.02 µ (AMP)	ICPES	mg/L	5.87E-01	± 9.91E-01	6.31E-01	± 9.26E-01	7.56E-01	± 9.50E-01	6.58E-01	8.75E-02
Mo	unfiltered	ICPES	mg/L	1.88E+02	± 2.06E+01	1.89E+02	± 2.71E+01	2.06E+02	± 1.97E+01	1.94E+02	1.03E+01
Mo	0.45 µ (AMP)	ICPES	mg/L	1.98E+02	± 9.88E+00	1.95E+02	± 9.76E+00	1.98E+02	± 9.88E+00	1.97E+02	1.46E+00
Mo	0.1 µ (AMP)	ICPES	mg/L	1.98E+02	± 9.88E+00	1.99E+02	± 9.94E+00	NA	± NA	1.98E+02	7.38E-01
Mo	0.02 µ (AMP)	ICPES	mg/L	2.17E+02	± 1.08E+01	2.19E+02	± 1.10E+01	2.14E+02	± 1.07E+01	2.17E+02	2.82E+00
Na	unfiltered	ICPES	M	6.15E+00	± 3.07E-01	6.14E+00	± 3.07E-01	6.19E+00	± 3.10E-01	6.16E+00	3.08E-02
Na	0.45 µ (AMP)	ICPES	M	NA	± NA	NA	± NA	NA	± NA	NA	NA
Na	0.1 µ (AMP)	ICPES	M	NA	± NA	NA	± NA	NA	± NA	NA	NA
Na	0.02 µ (AMP)	ICPES	M	NA	± NA	NA	± NA	NA	± NA	NA	NA
Ni	unfiltered	ICPES	mg/L	< 5.09E+01	± mdl	< 5.23E+01	± mdl	< 5.09E+01	± mdl	< 5.23E+01	mdl
Ni	0.45 µ (AMP)	ICPES	mg/L	< 4.56E+00	± mdl	< 4.56E+00	± mdl	< 4.56E+00	± mdl	< 4.56E+00	mdl
Ni	0.1 µ (AMP)	ICPES	mg/L	< 4.69E+00	± mdl	< 4.69E+00	± mdl	NA	± NA	< 4.69E+00	mdl
Ni	0.02 µ (AMP)	ICPES	mg/L	< 5.62E+00	± mdl	< 5.62E+00	± mdl	< 5.62E+00	± mdl	< 5.62E+00	mdl
P	unfiltered	ICPES	mg/L	< 4.74E+02	± mdl	< 4.87E+02	± mdl	< 4.74E+02	± mdl	< 4.87E+02	mdl
P	0.45 µ (AMP)	ICPES	mg/L	1.47E+02	± 2.72E+01	1.43E+02	± 2.60E+01	1.41E+02	± 1.25E+01	1.44E+02	2.88E+00
P	0.1 µ (AMP)	ICPES	mg/L	1.48E+02	± 2.41E+01	1.42E+02	± 2.45E+01	NA	± NA	1.45E+02	4.06E+00
P	0.02 µ (AMP)	ICPES	mg/L	1.70E+02	± 2.73E+01	1.59E+02	± 3.11E+01	1.64E+02	± 2.76E+01	1.64E+02	5.63E+00
Pb	unfiltered	ICPES	mg/L	< 3.23E+02	± mdl	< 3.32E+02	± mdl	< 3.23E+02	± mdl	< 3.32E+02	mdl
Pb	0.45 µ (AMP)	ICPES	mg/L	< 2.90E+01	± mdl	< 2.90E+01	± mdl	< 2.90E+01	± mdl	< 2.90E+01	mdl
Pb	0.1 µ (AMP)	ICPES	mg/L	< 2.98E+01	± mdl	< 2.98E+01	± mdl	NA	± NA	< 2.98E+01	mdl
Pb	0.02 µ (AMP)	ICPES	mg/L	< 3.57E+01	± mdl	< 3.57E+01	± mdl	< 3.57E+01	± mdl	< 3.57E+01	mdl
S	unfiltered	ICPES	mg/L	4.11E+02	± 5.05E+01	4.43E+02	± 2.22E+01	4.22E+02	± 2.33E+01	4.25E+02	1.61E+01
S	0.45 µ (AMP)	ICPES	mg/L	2.90E+02	± 1.45E+01	3.15E+02	± 1.58E+01	3.13E+02	± 2.20E+01	3.06E+02	1.40E+01
S	0.1 µ (AMP)	ICPES	mg/L	3.14E+02	± 1.57E+01	3.11E+02	± 1.56E+01	NA	± NA	3.13E+02	2.21E+00
S	0.02 µ (AMP)	ICPES	mg/L	3.54E+02	± 1.77E+01	3.54E+02	± 1.77E+01	3.51E+02	± 2.49E+01	3.53E+02	1.65E+00
Sb	unfiltered	ICPES	mg/L	< 8.03E+01	± mdl	< 8.25E+01	± mdl	< 8.03E+01	± mdl	< 8.25E+01	mdl
Sb	0.45 µ (AMP)	ICPES	mg/L	3.57E+01	± 2.08E+00	3.45E+01	± 1.72E+00	3.38E+01	± 1.69E+00	3.46E+01	9.74E-01
Sb	0.1 µ (AMP)	ICPES	mg/L	3.65E+01	± 2.12E+00	3.23E+01	± 1.61E+00	NA	± NA	3.44E+01	2.95E+00
Sb	0.02 µ (AMP)	ICPES	mg/L	3.69E+01	± 1.85E+00	3.85E+01	± 2.60E+00	3.50E+01	± 1.75E+00	3.68E+01	1.75E+00
Si	unfiltered	ICPES	mg/L	< 2.83E+01	± mdl	< 2.90E+01	± mdl	< 2.83E+01	± mdl	< 2.90E+01	mdl
Si	0.45 µ (AMP)	ICPES	mg/L	1.67E+01	± 7.18E+00	1.77E+01	± 7.37E+00	1.75E+01	± 6.70E+00	1.73E+01	5.36E-01
Si	0.1 µ (AMP)	ICPES	mg/L	1.79E+01	± 7.44E+00	1.81E+01	± 6.90E+00	NA	± NA	1.80E+01	1.11E-01
Si	0.02 µ (AMP)	ICPES	mg/L	1.32E+01	± 9.48E+00	1.41E+01	± 8.94E+00	1.44E+01	± 9.18E+00	1.39E+01	6.50E-01
Sn	unfiltered	ICPES	mg/L	< 1.29E+02	± mdl	< 1.32E+02	± mdl	< 1.29E+02	± mdl	< 1.32E+02	mdl
Sn	0.45 µ (AMP)	ICPES	mg/L	2.26E+01	± 1.14E+00	2.27E+01	± 1.14E+00	2.30E+01	± 1.15E+00	2.28E+01	2.11E-01
Sn	0.1 µ (AMP)	ICPES	mg/L	2.22E+01	± 2.31E+00	1.92E+01	± 2.38E+00	NA	± NA	2.07E+01	2.10E+00
Sn	0.02 µ (AMP)	ICPES	mg/L	2.73E+01	± 3.03E+00	2.34E+01	± 1.46E+00	2.34E+01	± 2.17E+00	2.47E+01	2.24E+00
Sr	unfiltered	ICPES	mg/L	1.03E+01	± 2.01E+00	< 9.29E+00	± mdl	< 9.04E+00	± mdl	1.03E+01	2.01E+00
Sr	0.45 µ (AMP)	ICPES	mg/L	3.99E+00	± 1.99E-01	4.18E+00	± 2.09E-01	3.98E+00	± 1.99E-01	4.05E+00	1.11E-01
Sr	0.1 µ (AMP)	ICPES	mg/L	5.42E+00	± 2.71E-01	5.11E+00	± 2.56E-01	NA	± NA	5.27E+00	2.21E-01
Sr	0.02 µ (AMP)	ICPES	mg/L	7.68E+00	± 3.84E-01	7.43E+00	± 3.72E-01	7.18E+00	± 3.91E-01	7.43E+00	2.50E-01
Ti	unfiltered	ICPES	mg/L	< 1.47E+01	± mdl	< 1.51E+01	± mdl	< 1.47E+01	± mdl	< 1.51E+01	mdl
Ti	0.45 µ (AMP)	ICPES	mg/L	< 1.32E+00	± mdl	< 1.32E+00	± mdl	< 1.32E+00	± mdl	< 1.32E+00	mdl
Ti	0.1 µ (AMP)	ICPES	mg/L	< 1.36E+00	± mdl	< 1.36E+00	± mdl	NA	± NA	< 1.36E+00	mdl
Ti	0.02 µ (AMP)	ICPES	mg/L	< 1.62E+00	± mdl	< 1.62E+00	± mdl	< 1.62E+00	± mdl	< 1.62E+00	mdl
U	unfiltered	ICPES	mg/L	< 1.97E+02	± mdl	< 2.02E+02	± mdl	< 1.97E+02	± mdl	< 2.02E+02	mdl
U	0.45 µ (AMP)	ICPES	mg/L	5.93E+01	± 5.33E+00	6.03E+01	± 3.02E+00	5.78E+01	± 3.88E+00	5.91E+01	1.28E+00
U	0.1 µ (AMP)	ICPES	mg/L	5.37E+01	± 3.94E+00	4.54E+01	± 2.27E+00	NA	± NA	4.96E+01	5.86E+00
U	0.02 µ (AMP)	ICPES	mg/L	6.20E+01	± 3.10E+00	5.68E+01	± 3.04E+00	4.95E+01	± 2.47E+00	5.61E+01	6.31E+00
V	unfiltered	ICPES	mg/L	< 1.24E+01	± mdl	< 1.28E+01	± mdl	< 1.24E+01	± mdl	< 1.28E+01	mdl
V	0.45 µ (AMP)	ICPES	mg/L	4.39E+00	± 7.54E-01	4.62E+00	± 5.01E-01	4.15E+00	± 2.85E-01	4.39E+00	2.38E-01
V	0.1 µ (AMP)	ICPES	mg/L	4.04E+00	± 2.05E-01	4.11E+00	± 2.54E-01	NA	± NA	4.08E+00	4.79E-02
V	0.02 µ (AMP)	ICPES	mg/L	4.46E+00	± 2.23E-01	4.42E+00	± 4.72E-01	4.77E+00	± 3.10E-01	4.55E+00	1.92E-01
Zn	unfiltered	ICPES	mg/L	7.97E+00	± 1.11E+00	4.99E+00	± 5.45E-01	7.74E+00	± 3.87E-01	6.90E+00	1.66E+00
Zn	0.45 µ (AMP)	ICPES	mg/L	7.10E+00	± 3.55E-01	7.55E+00	± 3.78E-01	7.25E+00	± 3.62E-01	7.30E+00	2.32E-01
Zn	0.1 µ (AMP)	ICPES	mg/L	7.14E+00	± 3.57E-01	7.35E+00	± 3.68E-01	NA	± NA	7.25E+00	1.48E-01
Zn	0.02 µ (AMP)	ICPES	mg/L	7.99E+00	± 4.00E-01	7.81E+00	± 3.90E-01	7.62E+00	± 3.81E-01	7.81E+00	1.87E-01
Zr	unfiltered	ICPES	mg/L	< 1.58E+01	± mdl	< 1.63E+01	± mdl	< 1.58E+01	± mdl	< 1.63E+01	mdl
Zr	0.45 µ (AMP)	ICPES	mg/L	< 1.42E+00	± mdl	< 1.42E+00	± mdl	< 1.42E+00	± mdl	< 1.42E+00	mdl
Zr	0.1 µ (AMP)	ICPES	mg/L	< 1.46E+00	± mdl	< 1.46E+00	± mdl	NA	± NA	< 1.46E+00	mdl
Zr	0.02 µ (AMP)	ICPES	mg/L	< 1.75E+00	± mdl	< 1.75E+00	± mdl	< 1.75E+00	± mdl	< 1.75E+00	mdl

Note: NA = no sample analyzed, mdl = method detection (error on a less than value matches the less than value).

*Sample preparation identifies the level of filtration used on the sample. AMP signifies AMP treatment on the sample prior to analysis.

6.1.4 Tank 13H ICP-MS Characterization

Sample				Sample						Standard	
Analyte	Preparation	Method	Units	1		2		3		Average	Deviation
Zr	unfiltered	ICP-MS	mg/L	1.84E+00	± 4.60E-01	1.83E+00	± 4.57E-01	1.50E+00	± 3.75E-01	1.72E+00	1.93E-01
Zr	0.45 µ (AMP)	ICP-MS	mg/L	4.11E-01	± 1.03E-01	4.58E-01	± 1.15E-01	4.20E-01	± 1.05E-01	4.30E-01	2.49E-02
Zr	0.1 µ (AMP)	ICP-MS	mg/L	6.16E-01	± 1.54E-01	4.46E-01	± 1.11E-01	2.31E-01	± 5.78E-02	4.31E-01	1.93E-01
Zr	0.02 µ (AMP)	ICP-MS	mg/L	3.20E-01	± 8.00E-02	3.67E-01	± 9.17E-02	3.88E-01	± 9.71E-02	3.58E-01	3.50E-02
Tc-99	unfiltered	ICP-MS	mg/L	1.65E+01	± 4.13E+00	1.65E+01	± 4.13E+00	1.64E+01	± 4.10E+00	1.65E+01	5.77E-02
Tc-99	0.45 µ (AMP)	ICP-MS	mg/L	1.85E+01	± 4.63E+00	1.86E+01	± 4.65E+00	1.89E+01	± 4.73E+00	1.87E+01	2.08E-01
Tc-99	0.1 µ (AMP)	ICP-MS	mg/L	1.67E+01	± 4.18E+00	1.79E+01	± 4.48E+00	1.82E+01	± 4.55E+00	1.76E+01	7.94E-01
Tc-99	0.02 µ (AMP)	ICP-MS	mg/L	1.81E+01	± 4.53E+00	1.95E+01	± 4.88E+00	1.83E+01	± 4.58E+00	1.86E+01	7.57E-01
Tc-99	unfiltered	ICP-MS	pCi/mL	2.80E+05	± 6.99E+04	2.81E+05	± 7.02E+04	2.78E+05	± 6.96E+04	2.80E+05	1.25E+03
Tc-99	0.45 µ (AMP)	ICP-MS	pCi/mL	3.13E+05	± 7.83E+04	3.16E+05	± 7.89E+04	3.21E+05	± 8.03E+04	3.17E+05	4.13E+03
Tc-99	0.1 µ (AMP)	ICP-MS	pCi/mL	2.83E+05	± 7.08E+04	3.04E+05	± 7.59E+04	3.09E+05	± 7.72E+04	2.99E+05	1.35E+04
Tc-99	0.02 µ (AMP)	ICP-MS	pCi/mL	3.07E+05	± 7.67E+04	3.30E+05	± 8.26E+04	3.10E+05	± 7.75E+04	3.16E+05	1.27E+04
Mo	unfiltered	ICP-MS	mg/L	1.43E+02	± 3.57E+01	1.41E+02	± 3.52E+01	1.38E+02	± 3.44E+01	1.41E+02	2.60E+00
Mo	0.45 µ (AMP)	ICP-MS	mg/L	1.45E+02	± 3.63E+01	1.48E+02	± 3.70E+01	1.49E+02	± 3.74E+01	1.48E+02	2.16E+00
Mo	0.1 µ (AMP)	ICP-MS	mg/L	1.41E+02	± 3.52E+01	1.32E+02	± 3.31E+01	1.40E+02	± 3.50E+01	1.38E+02	4.66E+00
Mo	0.02 µ (AMP)	ICP-MS	mg/L	1.58E+02	± 3.95E+01	1.72E+02	± 4.29E+01	1.65E+02	± 4.13E+01	1.65E+02	6.86E+00
Ag	unfiltered	ICP-MS	mg/L	5.33E-02	± 1.33E-02	bdl	± bdl	2.26E-02	± 5.66E-03	3.80E-02	2.17E-02
Ag	0.45 µ (AMP)	ICP-MS	mg/L	5.53E-03	± 1.38E-03	9.16E-03	± 2.29E-03	5.58E-03	± 1.40E-03	6.76E-03	2.08E-03
Ag	0.1 µ (AMP)	ICP-MS	mg/L	5.47E-03	± 1.37E-03	bdl	± bdl	5.84E-03	± 1.46E-03	5.66E-03	2.60E-04
Ag	0.02 µ (AMP)	ICP-MS	mg/L	bdl	± bdl	bdl	± bdl	bdl	± bdl	bdl	bdl
Pd	unfiltered	ICP-MS	mg/L	bdl	± bdl	bdl	± bdl	7.93E-02	± 1.98E-02	7.93E-02	1.98E-02
Pd	0.45 µ (AMP)	ICP-MS	mg/L	1.20E-02	± 3.01E-03	1.23E-02	± 3.08E-03	1.39E-02	± 3.48E-03	1.28E-02	1.01E-03
Pd	0.1 µ (AMP)	ICP-MS	mg/L	1.59E-02	± 3.98E-03	1.49E-02	± 3.73E-03	2.04E-02	± 5.11E-03	1.71E-02	2.94E-03
Pd	0.02 µ (AMP)	ICP-MS	mg/L	2.21E-02	± 5.53E-03	2.64E-02	± 6.60E-03	2.50E-02	± 6.25E-03	2.45E-02	2.16E-03
Rh	unfiltered	ICP-MS	mg/L	2.74E+00	± 6.84E-01	2.78E+00	± 6.94E-01	2.68E+00	± 6.70E-01	2.73E+00	4.92E-02
Rh	0.45 µ (AMP)	ICP-MS	mg/L	2.64E+00	± 6.60E-01	2.62E+00	± 6.56E-01	2.70E+00	± 6.75E-01	2.66E+00	3.99E-02
Rh	0.1 µ (AMP)	ICP-MS	mg/L	2.60E+00	± 6.51E-01	2.67E+00	± 6.68E-01	3.01E+00	± 7.53E-01	2.76E+00	2.19E-01
Rh	0.02 µ (AMP)	ICP-MS	mg/L	3.15E+00	± 7.87E-01	3.42E+00	± 8.54E-01	3.29E+00	± 8.23E-01	3.28E+00	1.35E-01
Ru	unfiltered	ICP-MS	mg/L	1.13E+00	± 2.83E-01	1.14E+00	± 2.86E-01	1.17E+00	± 2.93E-01	1.15E+00	2.05E-02
Ru	0.45 µ (AMP)	ICP-MS	mg/L	1.11E+00	± 2.77E-01	1.13E+00	± 2.83E-01	1.18E+00	± 2.95E-01	1.14E+00	3.61E-02
Ru	0.1 µ (AMP)	ICP-MS	mg/L	1.15E+00	± 2.87E-01	1.11E+00	± 2.78E-01	1.25E+00	± 3.13E-01	1.17E+00	7.24E-02
Ru	0.02 µ (AMP)	ICP-MS	mg/L	1.38E+00	± 3.44E-01	1.47E+00	± 3.67E-01	1.40E+00	± 3.51E-01	1.42E+00	4.62E-02
Cd	unfiltered	ICP-MS	mg/L	1.11E+00	± 2.77E-01	6.73E-01	± 1.68E-01	8.68E-01	± 2.17E-01	8.84E-01	2.18E-01
Cd	0.45 µ (AMP)	ICP-MS	mg/L	2.73E-01	± 6.81E-02	2.86E-01	± 7.16E-02	2.69E-01	± 6.73E-02	2.76E-01	9.22E-03
Cd	0.1 µ (AMP)	ICP-MS	mg/L	2.26E-01	± 5.65E-02	1.53E-01	± 3.83E-02	3.49E-01	± 8.73E-02	2.43E-01	9.89E-02
Cd	0.02 µ (AMP)	ICP-MS	mg/L	3.87E-01	± 9.68E-02	4.02E-01	± 1.01E-01	3.83E-01	± 9.58E-02	3.91E-01	1.01E-02
Sn	unfiltered	ICP-MS	mg/L	4.52E+00	± 1.13E+00	4.74E+00	± 1.18E+00	4.50E+00	± 1.12E+00	4.59E+00	1.32E-01
Sn	0.45 µ (AMP)	ICP-MS	mg/L	2.71E+00	± 6.78E-01	2.54E+00	± 6.34E-01	2.69E+00	± 6.73E-01	2.65E+00	9.51E-02
Sn	0.1 µ (AMP)	ICP-MS	mg/L	2.44E+00	± 6.11E-01	2.52E+00	± 6.30E-01	2.44E+00	± 6.11E-01	2.47E+00	4.39E-02
Sn	0.02 µ (AMP)	ICP-MS	mg/L	3.97E+00	± 9.92E-01	4.23E+00	± 1.06E+00	4.00E+00	± 1.00E+00	4.07E+00	1.42E-01
La	unfiltered	ICP-MS	mg/L	bdl	± bdl	bdl	± bdl	bdl	± bdl	bdl	bdl
La	0.45 µ (AMP)	ICP-MS	mg/L	2.44E-03	± 6.09E-04	2.12E-03	± 5.29E-04	2.93E-03	± 7.32E-04	2.49E-03	4.09E-04
La	0.1 µ (AMP)	ICP-MS	mg/L	bdl	± bdl	bdl	± bdl	5.20E-03	± 1.30E-03	5.20E-03	1.30E-03
La	0.02 µ (AMP)	ICP-MS	mg/L	bdl	± bdl	bdl	± bdl	bdl	± bdl	bdl	bdl
Ce	unfiltered	ICP-MS	mg/L	bdl	± bdl	bdl	± bdl	bdl	± bdl	bdl	bdl
Ce	0.45 µ (AMP)	ICP-MS	mg/L	bdl	± bdl	bdl	± bdl	bdl	± bdl	bdl	bdl
Ce	0.1 µ (AMP)	ICP-MS	mg/L	bdl	± bdl	4.86E-03	± 1.21E-03	bdl	± bdl	4.86E-03	1.21E-03
Ce	0.02 µ (AMP)	ICP-MS	mg/L	bdl	± bdl	bdl	± bdl	bdl	± bdl	bdl	bdl
W	unfiltered	ICP-MS	mg/L	9.35E-01	± 2.34E-01	1.06E+00	± 2.66E-01	7.48E-01	± 1.87E-01	9.16E-01	1.59E-01
W	0.45 µ (AMP)	ICP-MS	mg/L	6.40E-01	± 1.60E-01	6.13E-01	± 1.53E-01	6.23E-01	± 1.56E-01	6.25E-01	1.34E-02
W	0.1 µ (AMP)	ICP-MS	mg/L	7.53E-01	± 1.88E-01	3.20E-01	± 8.01E-02	7.94E-01	± 1.98E-01	6.22E-01	2.62E-01
W	0.02 µ (AMP)	ICP-MS	mg/L	3.28E-01	± 8.21E-02	3.58E-01	± 8.94E-02	3.38E-01	± 8.46E-02	3.41E-01	1.50E-02

Note: NA = no sample analyzed, bdl = below detection limit,

*Sample preparation identifies the level of filtration used on the sample. AMP signifies AMP treatment on the sample prior to analysis.

Sample				Sample						Standard	
Analyte	Preparation	Method	Units	1		2		3		Average	Deviation
Re	unfiltered	ICP-MS	mg/L	bdl	±	bdl	bdl	±	bdl	4.33E-02 ± 1.08E-02	4.33E-02 1.08E-02
Re	0.45 µ (AMP)	ICP-MS	mg/L	7.95E-03	±	1.99E-03	1.14E-02	±	2.84E-03	8.87E-03 ± 2.22E-03	9.39E-03 1.76E-03
Re	0.1 µ (AMP)	ICP-MS	mg/L	1.24E-02	±	3.10E-03	bdl	±	bdl	2.06E-02 ± 5.15E-03	1.65E-02 5.79E-03
Re	0.02 µ (AMP)	ICP-MS	mg/L	3.91E-03	±	9.79E-04	3.97E-03	±	9.93E-04	4.53E-03 ± 1.13E-03	4.14E-03 3.41E-04
Os	unfiltered	ICP-MS	mg/L	bdl	±	bdl	bdl	±	bdl	bdl ± bdl	bdl bdl
Os	0.45 µ (AMP)	ICP-MS	mg/L	4.78E-03	±	1.20E-03	bdl	±	bdl	bdl ± bdl	4.78E-03 1.20E-03
Os	0.1 µ (AMP)	ICP-MS	mg/L	bdl	±	bdl	bdl	±	bdl	bdl ± bdl	bdl bdl
Os	0.02 µ (AMP)	ICP-MS	mg/L	bdl	±	bdl	bdl	±	bdl	bdl ± bdl	bdl bdl
Ir	unfiltered	ICP-MS	mg/L	bdl	±	bdl	bdl	±	bdl	1.27E-02 ± 3.18E-03	1.27E-02 3.18E-03
Ir	0.45 µ (AMP)	ICP-MS	mg/L	bdl	±	bdl	2.96E-03	±	7.39E-04	bdl ± bdl	2.96E-03 7.39E-04
Ir	0.1 µ (AMP)	ICP-MS	mg/L	3.43E-03	±	8.58E-04	2.23E-03	±	5.58E-04	6.28E-03 ± 1.57E-03	3.98E-03 2.08E-03
Ir	0.02 µ (AMP)	ICP-MS	mg/L	2.70E-03	±	6.75E-04	2.35E-03	±	5.88E-04	2.42E-03 ± 6.04E-04	2.49E-03 1.85E-04
Pt	unfiltered	ICP-MS	mg/L	5.86E-02	±	1.46E-02	bdl	±	bdl	bdl ± bdl	5.86E-02 1.46E-02
Pt	0.45 µ (AMP)	ICP-MS	mg/L	1.55E-02	±	3.88E-03	1.72E-02	±	4.29E-03	1.81E-02 ± 4.53E-03	1.69E-02 1.31E-03
Pt	0.1 µ (AMP)	ICP-MS	mg/L	1.79E-02	±	4.49E-03	8.81E-03	±	2.20E-03	1.69E-02 ± 4.22E-03	1.45E-02 5.00E-03
Pt	0.02 µ (AMP)	ICP-MS	mg/L	bdl	±	bdl	bdl	±	bdl	bdl ± bdl	bdl bdl
Au	unfiltered	ICP-MS	mg/L	bdl	±	bdl	bdl	±	bdl	bdl ± bdl	bdl bdl
Au	0.45 µ (AMP)	ICP-MS	mg/L	bdl	±	bdl	bdl	±	bdl	bdl ± bdl	bdl bdl
Au	0.1 µ (AMP)	ICP-MS	mg/L	bdl	±	bdl	bdl	±	bdl	bdl ± bdl	bdl bdl
Au	0.02 µ (AMP)	ICP-MS	mg/L	6.79E-04	±	1.70E-04	5.82E-04	±	1.46E-04	bdl ± bdl	6.31E-04 6.88E-05
Hg	unfiltered	ICP-MS	mg/L	1.11E+00	±	2.77E-01	1.21E+00	±	3.03E-01	1.15E+00 ± 2.86E-01	1.15E+00 5.21E-02
Hg	0.45 µ (AMP)	ICP-MS	mg/L	1.28E+00	±	3.19E-01	6.67E-01	±	1.67E-01	5.58E-01 ± 1.39E-01	8.33E-01 3.87E-01
Hg	0.1 µ (AMP)	ICP-MS	mg/L	4.91E-01	±	1.23E-01	2.36E-01	±	5.90E-02	bdl ± bdl	3.63E-01 1.80E-01
Hg	0.02 µ (AMP)	ICP-MS	mg/L	bdl	±	bdl	bdl	±	bdl	bdl ± bdl	bdl bdl
Pb	unfiltered	ICP-MS	mg/L	3.35E+00	±	8.38E-01	3.42E+00	±	8.54E-01	3.42E+00 ± 8.55E-01	3.40E+00 3.93E-02
Pb	0.45 µ (AMP)	ICP-MS	mg/L	2.28E+00	±	5.71E-01	2.26E+00	±	5.66E-01	2.31E+00 ± 5.77E-01	2.29E+00 2.20E-02
Pb	0.1 µ (AMP)	ICP-MS	mg/L	1.73E+00	±	4.33E-01	1.62E+00	±	4.05E-01	2.02E+00 ± 5.04E-01	1.79E+00 2.04E-01
Pb	0.02 µ (AMP)	ICP-MS	mg/L	3.28E-01	±	8.20E-02	3.58E-01	±	8.96E-02	3.25E-01 ± 8.13E-02	3.37E-01 1.82E-02
U-233	unfiltered	ICP-MS	mg/L	bdl	±	bdl	bdl	±	bdl	bdl ± bdl	bdl bdl
U-233	0.45 µ (AMP)	ICP-MS	mg/L	bdl	±	bdl	bdl	±	bdl	bdl ± bdl	bdl bdl
U-233	0.1 µ (AMP)	ICP-MS	mg/L	bdl	±	bdl	bdl	±	bdl	bdl ± bdl	bdl bdl
U-233	0.02 µ (AMP)	ICP-MS	mg/L	bdl	±	bdl	bdl	±	bdl	bdl ± bdl	bdl bdl
U-234	unfiltered	ICP-MS	mg/L	bdl	±	bdl	bdl	±	bdl	bdl ± bdl	bdl bdl
U-234	0.45 µ (AMP)	ICP-MS	mg/L	1.46E-02	±	3.65E-03	1.07E-02	±	2.68E-03	1.41E-02 ± 3.52E-03	1.31E-02 2.11E-03
U-234	0.1 µ (AMP)	ICP-MS	mg/L	7.46E-03	±	1.86E-03	1.25E-02	±	3.12E-03	1.32E-02 ± 3.30E-03	1.11E-02 3.14E-03
U-234	0.02 µ (AMP)	ICP-MS	mg/L	1.44E-02	±	3.59E-03	1.46E-02	±	3.66E-03	1.60E-02 ± 4.00E-03	1.50E-02 8.65E-04
U-235	unfiltered	ICP-MS	mg/L	1.09E-01	±	2.72E-02	1.09E-01	±	2.73E-02	9.90E-02 ± 2.48E-02	1.06E-01 5.85E-03
U-235	0.45 µ (AMP)	ICP-MS	mg/L	1.40E-01	±	3.49E-02	1.29E-01	±	3.22E-02	1.34E-01 ± 3.35E-02	1.34E-01 5.48E-03
U-235	0.1 µ (AMP)	ICP-MS	mg/L	7.15E-02	±	1.79E-02	1.38E-01	±	3.46E-02	1.27E-01 ± 3.17E-02	1.12E-01 3.58E-02
U-235	0.02 µ (AMP)	ICP-MS	mg/L	1.64E-01	±	4.11E-02	1.25E-01	±	3.12E-02	1.27E-01 ± 3.17E-02	1.39E-01 2.23E-02
U-236	unfiltered	ICP-MS	mg/L	6.38E-02	±	1.59E-02	7.30E-02	±	1.83E-02	bdl ± bdl	6.84E-02 6.55E-03
U-236	0.45 µ (AMP)	ICP-MS	mg/L	6.83E-02	±	1.71E-02	6.57E-02	±	1.64E-02	7.03E-02 ± 1.76E-02	6.81E-02 2.33E-03
U-236	0.1 µ (AMP)	ICP-MS	mg/L	3.69E-02	±	9.21E-03	6.64E-02	±	1.66E-02	8.07E-02 ± 2.02E-02	6.13E-02 2.24E-02
U-236	0.02 µ (AMP)	ICP-MS	mg/L	6.96E-02	±	1.74E-02	5.98E-02	±	1.50E-02	6.22E-02 ± 1.56E-02	6.39E-02 5.09E-03
U-238	unfiltered	ICP-MS	mg/L	8.10E-01	±	2.03E-01	7.50E-01	±	1.88E-01	7.17E-01 ± 1.79E-01	7.59E-01 4.75E-02
U-238	0.45 µ (AMP)	ICP-MS	mg/L	6.78E-01	±	1.70E-01	7.22E-01	±	1.80E-01	6.90E-01 ± 1.72E-01	6.96E-01 2.25E-02
U-238	0.1 µ (AMP)	ICP-MS	mg/L	7.05E-01	±	1.76E-01	7.11E-01	±	1.78E-01	7.31E-01 ± 1.83E-01	7.16E-01 1.36E-02
U-238	0.02 µ (AMP)	ICP-MS	mg/L	7.31E-01	±	1.83E-01	7.45E-01	±	1.86E-01	7.37E-01 ± 1.84E-01	7.38E-01 6.81E-03
Total U	unfiltered	ICP-MS	mg/L	9.83E-01	±	2.46E-01	9.33E-01	±	2.33E-01	8.16E-01 ± 2.04E-01	9.10E-01 8.59E-02
Total U	0.45 µ (AMP)	ICP-MS	mg/L	9.01E-01	±	2.25E-01	9.27E-01	±	2.32E-01	9.08E-01 ± 2.27E-01	9.12E-01 1.34E-02
Total U	0.1 µ (AMP)	ICP-MS	mg/L	8.21E-01	±	2.05E-01	9.29E-01	±	2.32E-01	9.52E-01 ± 2.38E-01	9.00E-01 6.99E-02
Total U	0.02 µ (AMP)	ICP-MS	mg/L	9.80E-01	±	2.45E-01	9.44E-01	±	2.36E-01	9.42E-01 ± 2.35E-01	9.55E-01 2.12E-02

Note: NA = no sample analyzed, bdl = below detection limit,

*Sample preparation identifies the level of filtration used on the sample. AMP signifies AMP treatment on the sample prior to analysis.

Sample				Sample						Standard	
Analyte	Preparation	Method	Units	1		2		3		Average	Deviation
% U233	unfiltered	ICP-MS	%	0.00E+00	± 0.00E+00	0.00E+00	± 0.00E+00	0.00E+00	± 0.00E+00	0.00E+00	0.00E+00
% U234	unfiltered	ICP-MS	%	0.00E+00	± 0.00E+00	0.00E+00	± 0.00E+00	0.00E+00	± 0.00E+00	0.00E+00	0.00E+00
% U235	unfiltered	ICP-MS	%	1.11E+01	± 2.77E+00	1.17E+01	± 2.93E+00	1.21E+01	± 3.03E+00	1.16E+01	5.33E-01
% U236	unfiltered	ICP-MS	%	6.49E+00	± 1.62E+00	7.83E+00	± 1.96E+00	0.00E+00	± 0.00E+00	4.77E+00	4.19E+00
% U238	unfiltered	ICP-MS	%	8.24E+01	± 2.06E+01	8.04E+01	± 2.01E+01	8.79E+01	± 2.20E+01	8.36E+01	3.84E+00
% U233	0.45 µ (AMP)	ICP-MS	%	0.00E+00	± 0.00E+00	0.00E+00	± 0.00E+00	0.00E+00	± 0.00E+00	0.00E+00	0.00E+00
% U234	0.45 µ (AMP)	ICP-MS	%	1.62E+00	± 4.05E-01	1.16E+00	± 2.89E-01	1.55E+00	± 3.87E-01	1.44E+00	2.50E-01
% U235	0.45 µ (AMP)	ICP-MS	%	1.55E+01	± 3.88E+00	1.39E+01	± 3.47E+00	1.48E+01	± 3.69E+00	1.47E+01	8.09E-01
% U236	0.45 µ (AMP)	ICP-MS	%	7.58E+00	± 1.89E+00	7.08E+00	± 1.77E+00	7.74E+00	± 1.94E+00	7.47E+00	3.42E-01
% U238	0.45 µ (AMP)	ICP-MS	%	7.53E+01	± 1.88E+01	7.79E+01	± 1.95E+01	7.59E+01	± 1.90E+01	7.64E+01	1.34E+00
% U233	0.1 µ (AMP)	ICP-MS	%	0.00E+00	± 0.00E+00	0.00E+00	± 0.00E+00	0.00E+00	± 0.00E+00	0.00E+00	0.00E+00
% U234	0.1 µ (AMP)	ICP-MS	%	9.09E-01	± 2.27E-01	1.35E+00	± 3.36E-01	1.39E+00	± 3.47E-01	1.21E+00	2.66E-01
% U235	0.1 µ (AMP)	ICP-MS	%	8.71E+00	± 2.18E+00	1.49E+01	± 3.73E+00	1.33E+01	± 3.33E+00	1.23E+01	3.22E+00
% U236	0.1 µ (AMP)	ICP-MS	%	4.49E+00	± 1.12E+00	7.16E+00	± 1.79E+00	8.48E+00	± 2.12E+00	6.71E+00	2.03E+00
% U238	0.1 µ (AMP)	ICP-MS	%	8.59E+01	± 2.15E+01	7.66E+01	± 1.91E+01	7.68E+01	± 1.92E+01	7.98E+01	5.31E+00
% U233	0.02 µ (AMP)	ICP-MS	%	0.00E+00	± 0.00E+00	0.00E+00	± 0.00E+00	0.00E+00	± 0.00E+00	0.00E+00	0.00E+00
% U234	0.02 µ (AMP)	ICP-MS	%	1.47E+00	± 3.67E-01	1.55E+00	± 3.87E-01	1.70E+00	± 4.24E-01	1.57E+00	1.17E-01
% U235	0.02 µ (AMP)	ICP-MS	%	1.68E+01	± 4.19E+00	1.32E+01	± 3.31E+00	1.35E+01	± 3.37E+00	1.45E+01	1.99E+00
% U236	0.02 µ (AMP)	ICP-MS	%	7.10E+00	± 1.78E+00	6.34E+00	± 1.58E+00	6.60E+00	± 1.65E+00	6.68E+00	3.89E-01
% U238	0.02 µ (AMP)	ICP-MS	%	7.47E+01	± 1.87E+01	7.89E+01	± 1.97E+01	7.82E+01	± 1.96E+01	7.73E+01	2.28E+00
U-235	unfiltered	ICP-MS	pCi/mL	2.37E-01	± 5.92E-02	2.38E-01	± 5.94E-02	2.15E-01	± 5.38E-02	2.30E-01	1.27E-02
U-235	0.45 µ (AMP)	ICP-MS	pCi/mL	3.04E-01	± 7.60E-02	2.80E-01	± 7.00E-02	2.92E-01	± 7.29E-02	2.92E-01	1.19E-02
U-235	0.1 µ (AMP)	ICP-MS	pCi/mL	1.56E-01	± 3.89E-02	3.01E-01	± 7.53E-02	2.76E-01	± 6.90E-02	2.44E-01	7.78E-02
U-235	0.02 µ (AMP)	ICP-MS	pCi/mL	3.57E-01	± 8.94E-02	2.72E-01	± 6.79E-02	2.76E-01	± 6.90E-02	3.02E-01	4.84E-02
U-238	unfiltered	ICP-MS	pCi/mL	2.70E-01	± 6.75E-02	2.50E-01	± 6.25E-02	2.39E-01	± 5.97E-02	2.53E-01	1.58E-02
U-238	0.45 µ (AMP)	ICP-MS	pCi/mL	2.26E-01	± 5.65E-02	2.40E-01	± 6.01E-02	2.30E-01	± 5.74E-02	2.32E-01	7.48E-03
U-238	0.1 µ (AMP)	ICP-MS	pCi/mL	2.35E-01	± 5.87E-02	2.37E-01	± 5.92E-02	2.43E-01	± 6.08E-02	2.38E-01	4.52E-03
U-238	0.02 µ (AMP)	ICP-MS	pCi/mL	2.44E-01	± 6.09E-02	2.48E-01	± 6.20E-02	2.45E-01	± 6.13E-02	2.46E-01	2.27E-03
Np-237	unfiltered	ICP-MS	mg/L	bdl	± bdl	bdl	± bdl	bdl	± bdl	bdl	bdl
Np-237	0.45 µ (AMP)	ICP-MS	mg/L	1.22E-02	± 3.04E-03	1.42E-02	± 3.54E-03	1.41E-02	± 3.53E-03	1.35E-02	1.14E-03
Np-237	0.1 µ (AMP)	ICP-MS	mg/L	1.59E-02	± 3.98E-03	1.31E-02	± 3.26E-03	bdl	± bdl	1.45E-02	2.01E-03
Np-237	0.02 µ (AMP)	ICP-MS	mg/L	1.16E-02	± 2.90E-03	1.09E-02	± 2.73E-03	1.25E-02	± 3.12E-03	1.17E-02	7.69E-04
Np-237	unfiltered	ICP-MS	pCi/mL	bdl	± bdl	bdl	± bdl	bdl	± bdl	bdl	bdl
Np-237	0.45 µ (AMP)	ICP-MS	pCi/mL	8.58E+00	± 2.14E+00	9.99E+00	± 2.50E+00	9.96E+00	± 2.49E+00	9.51E+00	8.07E-01
Np-237	0.1 µ (AMP)	ICP-MS	pCi/mL	1.12E+01	± 2.80E+00	9.21E+00	± 2.30E+00	bdl	± bdl	1.02E+01	1.42E+00
Np-237	0.02 µ (AMP)	ICP-MS	pCi/mL	8.18E+00	± 2.04E+00	7.71E+00	± 1.93E+00	8.79E+00	± 2.20E+00	8.22E+00	5.42E-01
Pu-239	unfiltered	ICP-MS	mg/L	bdl	± bdl	bdl	± bdl	bdl	± bdl	bdl	bdl
Pu-239	0.45 µ (AMP)	ICP-MS	mg/L	1.06E-02	± 2.66E-03	8.23E-03	± 2.06E-03	6.47E-03	± 1.62E-03	8.45E-03	2.09E-03
Pu-239	0.1 µ (AMP)	ICP-MS	mg/L	7.05E-03	± 1.76E-03	bdl	± bdl	bdl	± bdl	7.05E-03	1.76E-03
Pu-239	0.02 µ (AMP)	ICP-MS	mg/L	bdl	± bdl	bdl	± bdl	9.59E-03	± 2.40E-03	9.59E-03	2.40E-03
Pu-239	unfiltered	ICP-MS	pCi/mL	bdl	± bdl	bdl	± bdl	bdl	± bdl	bdl	bdl
Pu-239	0.45 µ (AMP)	ICP-MS	pCi/mL	6.53E+02	± 1.63E+02	5.05E+02	± 1.26E+02	3.97E+02	± 9.94E+01	5.19E+02	1.28E+02
Pu-239	0.1 µ (AMP)	ICP-MS	pCi/mL	4.33E+02	± 1.08E+02	bdl	± bdl	bdl	± bdl	4.33E+02	1.08E+02
Pu-239	0.02 µ (AMP)	ICP-MS	pCi/mL	bdl	± bdl	bdl	± bdl	5.88E+02	± 1.47E+02	5.88E+02	1.47E+02
Pu-240	unfiltered	ICP-MS	mg/L	bdl	± bdl	bdl	± bdl	bdl	± bdl	bdl	bdl
Pu-240	0.45 µ (AMP)	ICP-MS	mg/L	bdl	± bdl	2.98E-03	± 7.45E-04	bdl	± bdl	2.98E-03	7.45E-04
Pu-240	0.1 µ (AMP)	ICP-MS	mg/L	bdl	± bdl	bdl	± bdl	bdl	± bdl	bdl	bdl
Pu-240	0.02 µ (AMP)	ICP-MS	mg/L	bdl	± bdl	bdl	± bdl	bdl	± bdl	bdl	bdl
Pu-240	unfiltered	ICP-MS	pCi/mL	bdl	± bdl	bdl	± bdl	bdl	± bdl	bdl	bdl
Pu-240	0.45 µ (AMP)	ICP-MS	pCi/mL	bdl	± bdl	6.79E+02	± 1.70E+02	bdl	± bdl	6.79E+02	1.70E+02
Pu-240	0.1 µ (AMP)	ICP-MS	pCi/mL	bdl	± bdl	bdl	± bdl	bdl	± bdl	bdl	bdl
Pu-240	0.02 µ (AMP)	ICP-MS	pCi/mL	bdl	± bdl	bdl	± bdl	bdl	± bdl	bdl	bdl

Note: NA = no sample analyzed, bdl = below detection limit,

*Sample preparation identifies the level of filtration used on the sample. AMP signifies AMP treatment on the sample prior to analysis.

6.2 TANK 30H CHARACTERIZATION

6.2.1 Tank 30H Radioactive Species

Analyte	Sample Preparation*	Method	Units	Sample						Standard	
				1		2		3		Average	Deviation
¹³⁷ Cs	acid digested	Rad	pCi/mL	1.02E+09	± 3.24E+07	9.98E+08	± 3.18E+07	9.81E+08	± 1.44E+07	1.00E+09	1.96E+07
¹³⁷ Cs	0.45 μ	Rad	pCi/mL	8.60E+08	± 1.25E+07	5.75E+08	± 8.79E+06	1.05E+09	± 1.49E+07	8.27E+08	2.38E+08
⁹⁰ Sr	acid digested	Rad	pCi/mL	7.02E+05	± 6.45E+04	1.31E+06	± 1.24E+05	3.47E+05	± 3.12E+04	7.86E+05	4.87E+05
⁹⁰ Sr	0.45 μ (AMP)	Rad	pCi/mL	2.33E+05	± 1.81E+04	NA		2.48E+05	± 1.93E+04	2.40E+05	1.06E+04
⁹⁰ Sr	0.1 μ (AMP)	Rad	pCi/mL	4.79E+05	± 6.09E+04	4.02E+05	± 4.90E+04	4.77E+05	± 6.06E+04	4.53E+05	4.41E+04
⁹⁰ Sr	0.02 μ (AMP)	Rad	pCi/mL	2.67E+05	± 1.99E+04	3.03E+05	± 2.21E+04	3.79E+05	± 3.53E+04	3.16E+05	5.73E+04
²³⁸ Pu	acid digested	Rad	pCi/mL	8.86E+03	± 4.72E+02	2.37E+04	± 1.18E+03	1.27E+04	± 6.81E+02	1.51E+04	7.68E+03
²³⁸ Pu	0.45 μ (AMP)	Rad	pCi/mL	8.80E+03	± 2.66E+02	9.48E+03	± 2.64E+02	8.89E+03	± 2.93E+02	9.06E+03	3.70E+02
²³⁸ Pu	0.1 μ (AMP)	Rad	pCi/mL	1.28E+04	± 3.62E+02	1.27E+04	± 3.62E+02	1.34E+04	± 3.87E+02	1.30E+04	3.79E+02
²³⁸ Pu	0.02 μ (AMP)	Rad	pCi/mL	1.24E+04	± 2.88E+01	1.12E+04	± 3.11E+01	1.12E+04	± 4.95E+02	1.16E+04	5.83E+03
^{239/40} Pu	acid digested	Rad	pCi/mL	1.19E+03	± 1.04E+02	1.05E+05	± 1.28E+04	1.26E+03	± 1.28E+02	3.58E+04	5.99E+04
^{239/40} Pu	acid digested	ICP-MS	pCi/mL	4.27E+02	± 1.07E+02	4.81E+02	± 1.20E+02	3.71E+02	± 9.29E+01	4.27E+02	5.50E+01
^{239/40} Pu	0.45 μ (AMP)	Rad	pCi/mL	< 4.50E+02	upper limit	< 4.93E+02	upper limit	< 4.76E+02	upper limit	< 4.93E+02	upper limit
^{239/40} Pu	0.45 μ (AMP)	ICP-MS	pCi/mL	bdl	± bdl	bdl	± bdl	NA		bdl	bdl
^{239/40} Pu	0.1 μ (AMP)	Rad	pCi/mL	3.95E+02	± 3.89E+01	4.18E+02	± 3.89E+01	6.49E+02	± 6.68E+01	4.87E+02	1.40E+02
^{239/40} Pu	0.1 μ (AMP)	ICP-MS	pCi/mL	bdl	± bdl	NA		bdl	± bdl	bdl	bdl
^{239/40} Pu	0.02 μ (AMP)	Rad	pCi/mL	2.59E+02	± 2.88E+01	3.41E+02	± 3.11E+01	2.91E+02	± 3.11E+01	2.97E+02	4.13E+01
^{239/40} Pu	0.02 μ (AMP)	ICP-MS	pCi/mL	bdl	± bdl	bdl	± bdl	bdl	± bdl	bdl	bdl
²⁴¹ Pu	acid digested	Rad	pCi/mL	< 1.25E+04	upper limit	< 3.40E+04	upper limit	< 1.02E+04	upper limit	< 3.40E+04	upper limit
²⁴¹ Pu	0.45 μ (AMP)	Rad	pCi/mL	NA		NA		NA		NA	NA
²⁴¹ Pu	0.1 μ (AMP)	Rad	pCi/mL	NA		NA		NA		NA	NA
²⁴¹ Pu	0.02 μ (AMP)	Rad	pCi/mL	NA		NA		NA		NA	NA
Total Pu	acid digested	Rad	pCi/mL	1.01E+04	± 7.14E+02	1.29E+05	± 6.84E+02	1.40E+04	± 7.11E+02	5.09E+04	6.74E+04
Total Pu	0.45 μ (AMP)	Rad	pCi/mL	8.80E+03	± 2.20E+03	9.48E+03	± 2.37E+03	8.89E+03	± 2.22E+03	9.06E+03	3.70E+02
Total Pu	0.1 μ (AMP)	Rad	pCi/mL	1.32E+04	± 3.30E+03	1.31E+04	± 3.28E+03	1.40E+04	± 3.53E+03	1.35E+04	5.16E+02
Total Pu	0.02 μ (AMP)	Rad	pCi/mL	1.27E+04	± 3.15E+03	1.15E+04	± 2.88E+03	1.15E+04	± 2.88E+03	1.19E+04	6.60E+02
²³⁵ U	acid digested	ICP-MS	pCi/mL	2.14E-01	± 5.35E-02	2.14E-01	± 5.35E-02	2.19E-01	± 5.48E-02	2.16E-01	3.07E-03
²³⁵ U	0.45 μ (AMP)	ICP-MS	pCi/mL	2.13E-01	± 5.33E-02	1.85E-01	± 4.63E-02	NA		1.99E-01	1.98E-02
²³⁵ U	0.1 μ (AMP)	ICP-MS	pCi/mL	3.24E-01	± 8.11E-02	NA		2.74E-01	± 6.84E-02	2.99E-01	3.59E-02
²³⁵ U	0.02 μ (AMP)	ICP-MS	pCi/mL	2.41E-01	± 6.02E-02	2.11E-01	± 5.27E-02	3.10E-01	± 7.74E-02	2.54E-01	5.06E-02
²³⁸ U	acid digested	ICP-MS	pCi/mL	4.66E-01	± 1.16E-01	4.63E-01	± 1.16E-01	4.77E-01	± 1.19E-01	4.69E-01	7.51E-03
²³⁸ U	0.45 μ (AMP)	ICP-MS	pCi/mL	4.60E-01	± 1.15E-01	4.75E-01	± 1.19E-01	NA		4.68E-01	1.12E-02
²³⁸ U	0.1 μ (AMP)	ICP-MS	pCi/mL	5.53E-01	± 1.38E-01	NA		6.37E-01	± 1.59E-01	5.95E-01	5.93E-02
²³⁸ U	0.02 μ (AMP)	ICP-MS	pCi/mL	5.18E-01	± 1.29E-01	5.12E-01	± 1.28E-01	4.96E-01	± 1.24E-01	5.08E-01	1.11E-02
Total U	acid digested	ICP-MS	mg/L	1.55E+00	± 3.88E-01	1.55E+00	± 3.88E-01	1.60E+00	± 4.00E-01	1.57E+00	2.89E-02
Total U	0.45 μ (AMP)	ICP-MS	mg/L	1.54E+00	± 3.85E-01	1.57E+00	± 3.93E-01	NA		1.56E+00	2.12E-02
Total U	0.1 μ (AMP)	ICP-MS	mg/L	1.86E+00	± 4.65E-01	bdl	± bdl	2.10E+00	± 5.25E-01	1.98E+00	1.70E-01
Total U	0.02 μ (AMP)	ICP-MS	mg/L	1.73E+00	± 4.33E-01	1.70E+00	± 4.25E-01	1.71E+00	± 4.28E-01	1.71E+00	1.53E-02
²³⁷ Np	digested	ICP-MS	pCi/mL	8.06E+00	± 2.02E+00	8.03E+00	± 2.01E+00	8.74E+00	± 2.19E+00	8.28E+00	4.02E-01
²³⁷ Np	0.45 μ (AMP)	ICP-MS	pCi/mL	9.66E+00	± 2.42E+00	6.11E+00	± 1.53E+00	NA		7.89E+00	2.51E+00
²³⁷ Np	0.1 μ (AMP)	ICP-MS	pCi/mL	1.56E+01	± 3.90E+00	NA		1.65E+01	± 4.13E+00	1.61E+01	6.36E-01
²³⁷ Np	0.02 μ (AMP)	ICP-MS	pCi/mL	8.00E+00	± 2.00E+00	1.26E+01	± 3.14E+00	1.25E+01	± 3.12E+00	1.10E+01	2.61E+00

Note: NA = no sample analyzed, bdl = below detection limit, upper limit and mda = error on a less than value matches the less than value.

*Sample preparation identifies the level of filtration used on the sample. AMP signifies AMP treatment on the sample prior to analysis.

#Analysis conducted using gamma spectroscopy after cesium removal.

§Analysis conducted using more specific Am separation and radiocounting methodology.

Sample				Sample			Standard	
Analyte	Preparation*	Method	Units	1	2	3	Average	Deviation
²⁴¹ Am	acid digested	Rad#	pCi/mL	NA	NA	NA	NA	NA
²⁴¹ Am	0.45 µ (AMP)	Rad\$	pCi/mL	< 5.01E+02 ± upper limit	< 4.39E+02 ± upper limit	< 1.08E+03 ± upper limit	< 1.08E+03	upper limit
²⁴¹ Am	0.1 µ (AMP)	Rad\$	pCi/mL	< 2.38E+02 ± mda	< 2.10E+02 ± mda	< 1.37E+02 ± mda	< 2.38E+02	mda
²⁴¹ Am	0.02 µ (AMP)	Rad\$	pCi/mL	< 5.86E+02 ± mda	< 1.42E+03 ± mda	< 3.27E+02 ± mda	< 5.86E+02	mda
²⁴² Am	0.45 µ (AMP)	Rad\$	pCi/mL	< 9.71E+02 ± mda	< 6.43E+02 ± mda	< 7.08E+02 ± mda	< 9.71E+02	mda
²⁴³ Am	acid digested	Rad\$	pCi/mL	NA	NA	NA	NA	NA
²⁴³ Am	0.45 µ (AMP)	Rad\$	pCi/mL	< 1.11E+03 ± mda	< 8.97E+02 ± mda	< 7.16E+02 ± mda	< 1.11E+03	mda
⁹⁹ Tc	0.45 µ (AMP)	Rad	pCi/mL	NA	NA	NA	NA	NA
⁹⁹ Tc	unfiltered	Rad	pCi/mL	3.51E+05 ± 8.78E+04	NA	NA	3.51E+05	8.78E+04
⁹⁹ Tc	acid digested	ICP-MS	pCi/mL	2.18E+05 ± 5.46E+04	2.17E+05 ± 5.43E+04	2.13E+05 ± 5.32E+04	2.16E+05	2.84E+03
⁹⁹ Tc	0.45 µ	ICP-MS	pCi/mL	NA	NA	NA	NA	NA
⁹⁹ Tc	0.45 µ (AMP)	ICP-MS	pCi/mL	2.02E+05 ± 5.05E+04	2.01E+05 ± 5.03E+04	NA	2.02E+05	5.50E+02
⁹⁹ Tc	0.1 µ (AMP)	ICP-MS	pCi/mL	2.25E+05 ± 5.63E+04	2.66E+02 ± 6.64E+01	2.60E+05 ± 6.50E+04	1.62E+05	1.41E+05
⁹⁹ Tc	0.02 µ (AMP)	ICP-MS	pCi/mL	2.06E+05 ± 5.15E+04	2.11E+05 ± 5.28E+04	2.01E+05 ± 5.03E+04	2.06E+05	4.94E+03
Gross α	acid digested	Rad	pCi/mL	1.12E+04 ± 2.24E+03	1.21E+04 ± 1.21E+03	1.72E+04 ± 1.89E+03	1.35E+04	3.25E+03
Gross α	0.45 µ	Rad	pCi/mL	< 2.32E+04 ± upper	2.02E+04 ± 4.05E+03	2.15E+04 ± 6.46E+03	2.09E+04	9.26E+02
Beta	acid digested	Rad	pCi/mL	1.15E+09 ± 3.45E+08	1.16E+09 ± 3.48E+08	1.14E+09 ± 3.42E+08	1.15E+09	1.12E+07
Beta	0.45 µ	Rad	pCi/mL	1.14E+09 ± 1.72E+08	1.17E+09 ± 1.76E+08	1.17E+09 ± 1.75E+08	1.16E+09	1.56E+07
Tritium	acid digested	Rad	pCi/mL	8.58E+03 ± 1.72E+03	NA	NA	8.58E+03	1.72E+03
¹⁴ C	unfiltered	Rad	pCi/mL	< 2.50E+03 ± mda	NA	NA	< 2.50E+03	mda
¹⁴ C	0.45 µ	Rad	pCi/mL	< 2.70E+02 ± upper limit	NA	NA	< 2.70E+02	upper limit
¹²⁹ I	unfiltered	Rad	pCi/mL	1.35E+02 ± 1.64E+01	NA	NA	1.35E+02	1.64E+01
¹²⁹ I	0.45 µ	Rad	pCi/mL	< 5.15E+02 ± upper limit	NA	NA	< 5.15E+02	upper limit
²⁶ Al	digested	Rad	pCi/mL	< 1.22E+02 ± mda	< 1.02E+02 ± mda	< 1.15E+02 ± mda	< 1.22E+02	mda
²⁶ Al	0.45 µ	Rad	pCi/mL	< 1.49E+02 ± mda	< 1.27E+02 ± mda	< 1.60E+02 ± mda	< 1.60E+02	mda
⁶⁰ Co	acid digested	Rad	pCi/mL	6.00E+02 ± 3.66E+01	6.95E+02 ± 3.96E+01	7.40E+02 ± 4.00E+01	6.78E+02	7.15E+01
⁶⁰ Co	0.45 µ	Rad	pCi/mL	< 2.02E+02 ± mda	< 2.01E+02 ± mda	< 2.17E+02 ± mda	< 2.17E+02	mda
⁹⁴ Nb	diested	Rad	pCi/mL	< 1.51E+02 ± mda	< 1.51E+02 ± mda	< 1.34E+02 ± mda	< 1.51E+02	mda
⁹⁴ Nb	0.45 µ	Rad	pCi/mL	< 1.82E+02 ± mda	< 1.80E+02 ± mda	< 2.23E+02 ± mda	< 2.23E+02	mda
¹⁰⁶ Ru	acid digested	Rad	pCi/mL	< 1.40E+03 ± mda	< 1.15E+03 ± mda	< 1.32E+03 ± mda	< 1.40E+03	mda
¹⁰⁶ Ru	0.45 µ	Rad	pCi/mL	< 1.72E+03 ± mda	< 1.76E+03 ± mda	< 1.93E+03 ± mda	< 1.93E+03	mda
¹²⁵ Sb	acid digested	Rad	pCi/mL	1.59E+03 ± 1.08E+02	1.60E+03 ± 9.93E+01	1.67E+03 ± 1.24E+02	1.67E+03	4.38E+01
¹²⁵ Sb	0.45 µ	Rad	pCi/mL	1.28E+03 ± 7.95E+01	1.55E+03 ± 1.14E+02	1.32E+03 ± 1.47E+02	1.38E+03	1.46E+02
¹²⁶ Sb	acid digested	Rad	pCi/mL	1.68E+03 ± 3.74E+01	1.71E+03 ± 3.87E+01	1.67E+03 ± 6.89E+01	1.69E+03	2.02E+01
¹²⁶ Sb	0.45 µ	Rad	pCi/mL	1.61E+03 ± 7.29E+01	1.53E+03 ± 4.90E+01	1.39E+03 ± 6.42E+01	1.51E+03	1.10E+02
¹²⁶ Sn	acid digested	Rad	pCi/mL	< 3.31E+02 ± mda	< 3.29E+02 ± mda	< 3.15E+02 ± mda	< 3.31E+02	mda
¹²⁶ Sn	0.45 µ	Rad	pCi/mL	1.88E+03 ± 2.56E+02	1.78E+03 ± 2.49E+02	2.23E+03 ± 3.02E+02	1.96E+03	2.37E+02
¹⁴⁴ Ce	acid digested	Rad	pCi/mL	< 9.14E+02 ± mda	< 8.92E+02 ± mda	< 8.58E+02 ± mda	< 9.14E+02	mda
¹⁴⁴ Ce	0.45 µ	Rad	pCi/mL	< 1.02E+03 ± mda	< 1.02E+03 ± mda	< 1.19E+03 ± mda	< 1.19E+03	mda
¹⁵² Eu	acid digested	Rad	pCi/mL	< 1.07E+03 ± mda	< 1.14E+03 ± mda	< 1.13E+03 ± mda	< 1.14E+03	mda
¹⁵² Eu	0.45 µ	Rad	pCi/mL	< 1.44E+03 ± mda	< 1.42E+03 ± mda	< 1.49E+03 ± mda	< 1.49E+03	mda
¹⁵⁴ Eu	0.45 µ	Rad	pCi/mL	< 2.47E+02 ± mda	< 2.44E+02 ± mda	< 2.30E+02 ± mda	< 2.47E+02	mda
¹⁵⁴ Eu	0.45 µ	Rad	pCi/mL	< 2.87E+02 ± mda	< 2.87E+02 ± mda	< 3.46E+02 ± mda	< 3.46E+02	mda
¹⁵⁵ Eu	acid digested	Rad	pCi/mL	< 4.36E+02 ± mda	< 4.35E+02 ± mda	< 4.17E+02 ± mda	< 4.36E+02	mda
¹⁵⁵ Eu	0.45 µ	Rad	pCi/mL	< 5.92E+02 ± mda	< 5.82E+02 ± mda	< 6.67E+02 ± mda	< 6.67E+02	mda
²³¹ Pa	acid digested	Rad	pCi/mL	< 4.91E+03 ± mda	< 4.83E+03 ± mda	< 4.68E+03 ± mda	< 4.91E+03	mda
²³¹ Pa	0.45 µ	Rad	pCi/mL	< 5.54E+03 ± mda	< 5.51E+03 ± mda	< 6.50E+03 ± mda	< 6.50E+03	mda
²³² U	acid digested	Rad	pCi/mL	< 1.88E+02 ± upper limit	< 1.40E+02 ± upper limit	< 1.47E+02 ± upper limit	< 1.88E+02	mda
⁵⁹ Ni	acid digested	Rad	pCi/mL	< 2.29E+02 ± mda	< 2.23E+02 ± mda	< 2.42E+02 ± mda	< 2.42E+02	mda
⁶³ Ni	acid digested	Rad	pCi/mL	< 6.23E+02 ± upper limit	< 3.85E+02 ± mda	< 1.10E+03 ± upper limit	< 1.10E+03	mda
¹⁴⁷ Pm	acid digested	Rad	pCi/mL	< 5.31E+02 ± mda	< 3.62E+03 ± upper limit	< 4.54E+02 ± upper limit	< 3.62E+03	mda
¹⁵¹ Sm	acid digested	Rad	pCi/mL	< 1.31E+03 ± mda	< 5.43E+03 ± upper limit	< 4.42E+02 ± upper limit	< 5.43E+03	mda
⁷⁶ Se	acid digested	Rad	pCi/mL	< 9.14E+02 ± upper limit	< 1.21E+03 ± upper limit	< 1.07E+03 ± upper limit	< 1.21E+03	mda
²⁴² Cm/ ²⁵² Cf	0.45 µ	Rad	pCi/mL	< 2.82E+01 ± mda	< 1.03E+02 ± mda	< 6.76E+02 ± mda	< 6.76E+02	mda
²⁴² Cm/ ²⁵² Cf	0.45 µ (AMP)	Rad	pCi/mL	< 1.19E+03 ± mda	3.37E+00 ± 2.02E+00	< 9.91E+00 ± mda	3.37E+00	2.02E+00
²⁴³ Cm	0.45 µ	Rad	pCi/mL	< 1.96E+04 ± mda	< 6.61E+02 ± mda	< 7.27E+04 ± upper limit	< 7.27E+04	mda
²⁴³ Cm	0.45 µ (AMP)	Rad	pCi/mL	< 2.49E+02 ± mda	< 1.65E+02 ± mda	< 1.81E+02 ± mda	< 2.49E+02	mda
²⁴⁴ Cm	0.45 µ	Rad	pCi/mL	5.42E+02 ± 1.58E+02	1.74E+03 ± 4.26E+02	< 2.57E+05 ± upper limit	1.14E+03	8.47E+02
²⁴⁴ Cm	0.45 µ (AMP)	Rad	pCi/mL	2.24E+03 ± 4.71E+02	8.44E+02 ± 1.90E+02	6.09E+02 ± 1.17E+02	1.23E+03	8.85E+02
²⁴⁹ Cf	0.45 µ	Rad	pCi/mL	< 4.59E+03 ± mda	< 4.79E+03 ± mda	< 3.41E+03 ± mda	< 4.79E+03	mda
²⁴⁹ Cf	0.45 µ (AMP)	Rad	pCi/mL	< 2.89E+02 ± mda	< 1.97E+02 ± mda	mda ± mda	< 2.89E+02	mda
²⁵¹ Cf	0.45 µ	Rad	pCi/mL	< 5.52E+03 ± mda	< 7.13E+03 ± mda	< 5.08E+03 ± mda	< 7.13E+03	mda
²⁵¹ Cf	0.45 µ (AMP)	Rad	pCi/mL	< 3.79E+02 ± mda	< 3.28E+02 ± mda	< 2.03E+02 ± mda	< 3.79E+02	mda

Note: NA = no sample analyzed, bdl = below detection limit, upper limit and mda = error on a less than value matches the less than value.

*Sample preparation identifies the level of filtration used on the sample. AMP signifies AMP treatment on the sample prior to analysis.

Analysis conducted using gamma spectroscopy after cesium removal.

\$ Analysis conducted using more specific Am separation and radiocounting methodology.

6.2.2 Tank 30H Salt and Organic Species

Analyte	Sample Preparation*			Sample						Average	Standard Deviation
	Method	Units	1		2		3				
Na	unfiltered	ICPES	M	5.71E+00	± 5.71E-01	6.00E+00	± 6.00E-01	NA		5.86E+00	2.03E-01
Na	0.45 μ (AMP)	ICPES	M	4.29E+00	± 4.29E-01	4.23E+00	± 4.23E-01	NA		4.27E+00	3.54E-02
Na	0.45 μ	AA	M	4.93E+00	± 9.86E-01	4.82E+00	± 9.64E-01	4.81E+00	± 9.62E-01	4.85E+00	6.66E-02
K	unfiltered	ICPES	M	1.64E-01	± 1.64E-02	1.62E-01	± 1.62E-02	NA		1.63E-01	1.41E-03
K	0.45 μ (AMP)	ICPES	M	2.89E-01	± 2.98E-02	3.21E-01	± 3.20E-02	NA		3.05E-01	2.26E-02
K	0.45 μ	AA	M	2.78E-02	± 2.78E-03	2.98E-02	± 2.98E-03	NA		2.88E-02	1.41E-03
Al	unfiltered	ICPES	M	2.98E-01	± 2.98E-02	3.12E-01	± 3.12E-02	NA		3.05E-01	9.90E-03
As	0.45 μ	AA	mg/L	< 1.32E+00	± mdl	< 1.31E+00	± mdl	< 1.32E+00	± mdl	< 1.32E+00	mdl
Se	0.45 μ	AA	mg/L	< 1.32E+00	± mdl	< 1.31E+00	± mdl	< 1.32E+00	± mdl	< 1.32E+00	mdl
Hg	0.45 μ	AA	mg/L	< 2.32E+01	± mdl	< 2.31E+01	± mdl	< 2.33E+01	± mdl	2.33E+01	mdl
Total Base	unfiltered	Titration	M	3.72E+00	± 3.72E-01	3.43E+00	± 3.43E-01	3.60E+00	± 3.60E-01	3.58E+00	1.46E-01
Free OH ⁻	unfiltered	Titration	M	2.26E+00	± 2.26E-01	2.82E+00	± 2.82E-01	2.35E+00	± 2.35E-01	2.48E+00	3.03E-01
CO ₃ ²⁻	unfiltered	Titration	M	< 1.97E-01	± mdl	< 2.10E-01	± mdl	< 2.03E-01	± mdl	< 2.10E-01	mdl
Al(OH) ₄ ⁻	unfiltered	Titration	M	9.37E-01	± 9.37E-02	6.18E-01	± 6.18E-02	8.08E-01	± 8.08E-02	7.88E-01	1.60E-01
NO ₃ ⁻	unfiltered	IC	M	5.30E-01	± 5.30E-02	NA		NA		5.30E-01	5.30E-02
NO ₂ ⁻	unfiltered	IC	M	7.23E-01	± 7.23E-02	NA		NA		7.23E-01	7.23E-02
SO ₄ ²⁻	unfiltered	IC	M	1.96E-03	± 1.96E-04	NA		NA		1.96E-03	1.96E-04
PO ₄ ³⁻	unfiltered	IC	M	3.53E-03	± 1.96E-04	NA		NA		3.53E-03	1.96E-04
F ⁻	unfiltered	IC	M	< 2.20E+00	± mdl	NA		NA		< 2.20E+00	mdl
Cl ⁻	unfiltered	IC	M	3.54E-03	± 3.54E-04	NA		NA		3.54E-03	3.54E-04
Br ⁻	unfiltered	IC	M	NA		NA		NA		NA	NA
C ₂ O ₄ ²⁻	unfiltered	IC	M	NA		NA		NA		NA	NA
CHO ₂	unfiltered	IC	M	NA		NA		NA		NA	NA
TBP	unfiltered	IC	mg/L	< 5.26E+00	± mdl	NA		NA		< 5.26E+00	mdl
DBP	unfiltered	IC	mg/L	< 5.36E+02	± mdl	NA		NA		< 5.36E+02	mdl
VOA	unfiltered	GC-MS	mg/L	1.47E+01	± 1.47E+00	NA		NA		1.47E+01	1.47E+00
SVOA	unfiltered	GC-MS	mg/L	< 1.05E+00	± mdl	NA		NA		< 1.05E+00	mdl
TIC	unfiltered	Titration	mg/L	1.36E+03	± 3.40E+02	1.23E+03	± 3.08E+02	1.32E+03	± 6.60E+02	1.30E+03	6.66E+01
TOC	unfiltered	Titration	mg/L	1.69E+03	± 4.23E+02	1.68E+03	± 4.20E+02	1.80E+03	± 9.00E+02	1.72E+03	6.66E+01
Total C	unfiltered	Titration	mg/L	3.05E+03	± 7.63E+02	2.92E+03	± 7.30E+02	3.12E+03	± 1.56E+03	3.03E+03	1.01E+02

Note: NA = no sample analyzed, mda and mdl = method detection (error on a less than value matches the less than value).

*Sample preparation identifies the level of filtration used on the sample. AMP signifies AMP treatment on the sample prior to analysis.

#Non-representative sample indicates that the data was determined to be inaccurate and unreflective of the actual sample value.

6.2.3 Tank 30H ICP-ES Characterization

Sample				Sample						Standard	
Analyte	Preparation*	Method	Units	1		2		3		Average	Deviation
Ag	unfiltered	ICPES	mg/L	< 1.01E+01	± mdl	< 9.96E+00	± mdl	NA		< 1.01E+01	mdl
Ag	0.45 µ (AMP)	ICPES	mg/L	< 5.03E-01	± mdl	< 5.03E-01	± mdl	NA		< 5.03E-01	mdl
Ag	0.1 µ (AMP)	ICPES	mg/L	< 5.10E-01	± mdl	< 5.10E-01	± mdl	5.10E-01	± 5.10E-02	5.10E-01	5.10E-02
Ag	0.02 µ (AMP)	ICPES	mg/L	2.65E-01	± 2.65E-02	3.30E-01	± 3.30E-02	< 2.59E-01	± mdl	2.98E-01	4.56E-02
Al	unfiltered	ICPES	M	2.98E-01	± 2.98E-02	3.12E-01	± 3.12E-02	NA		3.05E-01	9.90E-03
Al	0.45 µ (AMP)	ICPES	M	2.56E-01	± 2.56E-02	2.54E-01	± 2.54E-02	NA		2.55E-01	1.41E-03
Al	0.1 µ (AMP)	ICPES	M	2.78E-01	± 2.78E-02	2.77E-01	± 2.77E-02	3.36E-01	± 3.36E-02	2.97E-01	3.38E-02
Al	0.02 µ (AMP)	ICPES	M	2.66E-01	± 2.66E-02	2.66E-01	± 2.66E-02	2.61E-01	± 2.61E-02	2.64E-01	2.89E-03
B	unfiltered	ICPES	mg/L	< 1.09E+03	± mdl	< 1.08E+03	± mdl	NA		< 1.09E+03	mdl
B	0.45 µ (AMP)	ICPES	mg/L	9.30E+01	± 9.30E+00	9.24E+01	± 9.24E+00	NA		9.27E+01	4.44E-01
B	0.1 µ (AMP)	ICPES	mg/L	9.81E+01	± 9.81E+00	9.76E+01	± 9.76E+00	1.18E+02	± 1.18E+01	1.05E+02	1.16E+01
B	0.02 µ (AMP)	ICPES	mg/L	9.26E+01	± 9.26E+00	9.19E+01	± 9.19E+00	9.06E+01	± 9.06E+00	9.17E+01	9.87E-01
Ba	unfiltered	ICPES	mg/L	< 1.01E+01	± mdl	< 9.96E+00	± mdl	NA		< 1.01E+01	mdl
Ba	0.45 µ (AMP)	ICPES	mg/L	1.76E+00	± 1.76E-01	1.56E+00	± 1.56E-01	NA		1.66E+00	1.42E-01
Ba	0.1 µ (AMP)	ICPES	mg/L	1.02E+00	± 1.02E-01	1.02E+00	± 1.02E-01	1.29E+00	± 1.29E-01	1.11E+00	1.54E-01
Ba	0.02 µ (AMP)	ICPES	mg/L	9.45E-01	± 9.45E-02	9.06E-01	± 9.06E-02	7.90E-01	± 7.90E-02	8.80E-01	8.08E-02
Ca	unfiltered	ICPES	mg/L	< 3.04E+02	± mdl	< 3.01E+02	± mdl	NA		< 3.04E+02	mdl
Ca	0.45 µ (AMP)	ICPES	mg/L	2.74E+01	± 2.74E+00	2.67E+01	± 2.67E+00	NA		2.71E+01	4.89E-01
Ca	0.1 µ (AMP)	ICPES	mg/L	6.87E+01	± 6.87E+00	6.47E+01	± 6.47E+00	8.63E+01	± 8.63E+00	7.32E+01	1.15E+01
Ca	0.02 µ (AMP)	ICPES	mg/L	3.74E+01	± 3.74E+00	3.59E+01	± 3.59E+00	3.40E+01	± 3.40E+00	3.58E+01	1.72E+00
Cd	unfiltered	ICPES	mg/L	< 1.34E+01	± mdl	< 1.33E+01	± mdl	NA		< 1.34E+01	mdl
Cd	0.45 µ (AMP)	ICPES	mg/L	< 1.51E+00	± mdl	< 1.51E+00	± mdl	NA		< 1.51E+00	mdl
Cd	0.1 µ (AMP)	ICPES	mg/L	< 1.53E+00	± mdl	< 1.53E+00	± mdl	< 1.53E+00	± mdl	< 1.53E+00	mdl
Cd	0.02 µ (AMP)	ICPES	mg/L	< 7.77E-01	± mdl	< 7.77E-01	± mdl	< 7.77E-01	± mdl	< 7.77E-01	mdl
Ce	unfiltered	ICPES	mg/L	< 1.66E+02	± mdl	< 1.65E+02	± mdl	NA		< 1.66E+02	mdl
Ce	0.45 µ (AMP)	ICPES	mg/L	2.05E+01	± 2.05E+00	1.57E+01	± 1.57E+01	NA		1.81E+01	3.42E+00
Ce	0.1 µ (AMP)	ICPES	mg/L	6.94E+00	± 6.94E-01	< 6.50E+00	± 6.50E+00	9.66E+00	± 9.66E-01	8.30E+00	1.92E+00
Ce	0.02 µ (AMP)	ICPES	mg/L	4.62E+00	± 4.62E-01	5.67E+00	± 4.21E+01	< 3.30E+00	± mdl	5.14E+00	7.46E-01
Cr	unfiltered	ICPES	mg/L	1.56E+02	± 1.56E+01	1.71E+02	± 1.71E+01	NA		1.64E+02	1.06E+01
Cr	0.45 µ (AMP)	ICPES	mg/L	1.34E+02	± 1.34E+01	1.32E+02	± 1.32E+01	NA		1.33E+02	1.78E+00
Cr	0.1 µ (AMP)	ICPES	mg/L	1.41E+02	± 1.41E+01	1.39E+02	± 1.39E+01	1.71E+02	± 1.71E+01	1.50E+02	1.77E+01
Cr	0.02 µ (AMP)	ICPES	mg/L	1.34E+02	± 1.34E+01	1.33E+02	± 1.33E+01	1.29E+02	± 1.29E+01	1.32E+02	2.75E+00
Cu	unfiltered	ICPES	mg/L	< 2.08E+01	± mdl	< 2.06E+01	± mdl	NA		< 2.08E+01	mdl
Cu	0.45 µ (AMP)	ICPES	mg/L	< 1.26E+00	± mdl	< 1.26E+00	± mdl	NA		< 1.26E+00	mdl
Cu	0.1 µ (AMP)	ICPES	mg/L	2.41E+00	± 2.41E-01	2.41E+00	± 2.41E-01	2.85E+00	± 2.85E-01	2.56E+00	2.57E-01
Cu	0.02 µ (AMP)	ICPES	mg/L	1.95E+00	± 1.95E-01	2.12E+00	± 2.12E-01	2.01E+00	± 2.01E-01	2.03E+00	8.44E-02
Fe	unfiltered	ICPES	mg/L	< 1.47E+01	± mdl	< 1.46E+01	± mdl	NA		< 1.47E+01	mdl
Fe	0.45 µ (AMP)	ICPES	mg/L	6.07E+00	± 6.07E-01	5.70E+00	± 5.70E-01	NA		5.88E+00	2.62E-01
Fe	0.1 µ (AMP)	ICPES	mg/L	8.47E+00	± 8.47E-01	8.41E+00	± 8.41E-01	1.06E+01	± 1.06E+00	9.15E+00	1.23E+00
Fe	0.02 µ (AMP)	ICPES	mg/L	7.31E+00	± 7.31E-01	7.51E+00	± 7.51E-01	7.77E+00	± 7.77E-01	7.53E+00	2.27E-01
Gd	unfiltered	ICPES	mg/L	< 1.81E+01	± mdl	< 1.79E+01	± mdl	NA		< 1.81E+01	mdl
Gd	0.45 µ (AMP)	ICPES	mg/L	2.66E+00	± 2.66E-01	1.97E+00	± 1.97E-01	NA		2.32E+00	4.93E-01
Gd	0.1 µ (AMP)	ICPES	mg/L	< 1.02E+00	± mdl	< 1.02E+00	± mdl	1.06E+00	± 1.06E-01	1.06E+00	1.06E-01
Gd	0.02 µ (AMP)	ICPES	mg/L	6.34E-01	± 6.34E-02	6.86E-01	± 6.86E-02	< 5.18E-01	± mdl	6.60E-01	3.65E-02
K	unfiltered	ICPES	M	< 1.64E-01	± mdl	< 1.62E-01	± mdl	NA		< 1.64E-01	mdl
K	0.45 µ (AMP)	ICPES	M	2.98E-02	± 2.98E-03	3.21E-02	± 3.21E-03	NA		3.09E-02	1.63E-03
K	0.1 µ (AMP)	ICPES	M	3.09E-02	± 3.09E-03	3.13E-02	± 3.13E-03	3.79E-02	± 3.79E-03	3.34E-02	3.93E-03
K	0.02 µ (AMP)	ICPES	M	3.22E-02	± 3.22E-03	3.04E-02	± 3.04E-03	3.07E-02	± 3.07E-03	3.11E-02	9.73E-04
La	unfiltered	ICPES	mg/L	< 1.34E+01	± mdl	< 1.33E+01	± mdl	NA		< 1.34E+01	mdl
La	0.45 µ (AMP)	ICPES	mg/L	2.54E+00	± 2.54E-01	2.00E+00	± 2.00E-01	NA		2.27E+00	3.87E-01
La	0.1 µ (AMP)	ICPES	mg/L	1.16E+00	± 1.16E-01	< 1.15E+00	± mdl	1.59E+00	± 1.59E-01	1.38E+00	3.06E-01
La	0.02 µ (AMP)	ICPES	mg/L	8.16E-01	± 8.16E-02	8.67E-01	± 8.67E-02	< 5.83E-01	± mdl	8.41E-01	3.63E-02
Li	unfiltered	ICPES	mg/L	< 5.70E+01	± mdl	< 5.64E+01	± mdl	NA		< 5.70E+01	mdl
Li	0.45 µ (AMP)	ICPES	mg/L	7.23E+00	± 7.23E-01	5.40E+00	± 5.40E-01	NA		6.31E+00	1.29E+00
Li	0.1 µ (AMP)	ICPES	mg/L	2.33E+00	± 2.33E-01	1.33E+00	± 1.33E-01	2.80E+00	± 2.80E-01	2.15E+00	7.55E-01
Li	0.02 µ (AMP)	ICPES	mg/L	1.28E+00	± 1.28E-01	1.72E+00	± 1.72E-01	6.54E-01	± 6.54E-02	1.22E+00	5.36E-01
Mg	unfiltered	ICPES	mg/L	< 4.16E+01	± mdl	< 4.12E+01	± mdl	NA		< 4.16E+01	mdl
Mg	0.45 µ (AMP)	ICPES	mg/L	3.01E+00	± 3.01E-01	2.68E+00	± 2.68E-01	NA		2.85E+00	2.31E-01
Mg	0.1 µ (AMP)	ICPES	mg/L	1.10E+01	± 1.10E+00	1.09E+01	± 1.09E+00	1.35E+01	± 1.35E+00	1.18E+01	1.48E+00
Mg	0.02 µ (AMP)	ICPES	mg/L	5.55E+00	± 5.55E-01	5.52E+00	± 5.52E-01	5.42E+00	± 5.42E-01	5.50E+00	7.07E-02

Sample				Sample			Standard	
Analyte	Preparation*	Method	Units	1	2	3	Average	Deviation
Mn	unfiltered	ICPES	mg/L	< 1.47E+01 ± mdl	< 1.46E+01 ± mdl	NA	< 1.47E+01	mdl
Mn	0.45 µ (AMP)	ICPES	mg/L	< 3.77E-01 ± mdl	< 3.77E-01 ± mdl	NA	< 3.77E-01	mdl
Mn	0.1 µ (AMP)	ICPES	mg/L	4.97E-01 ± 4.97E-02	4.33E-01 ± 4.33E-02	4.97E-01 ± 4.97E-02	4.76E-01	3.68E-02
Mn	0.02 µ (AMP)	ICPES	mg/L	3.63E-01 ± 3.63E-02	3.75E-01 ± 3.75E-02	3.69E-01 ± 3.69E-02	3.69E-01	6.25E-03
Mo	unfiltered	ICPES	mg/L	< 1.37E+02 ± mdl	< 1.35E+02 ± mdl	NA	< 1.37E+02	mdl
Mo	0.45 µ (AMP)	ICPES	mg/L	8.86E+01 ± 8.86E+00	8.86E+01 ± 8.86E+00	NA	8.86E+01	0.00E+00
Mo	0.1 µ (AMP)	ICPES	mg/L	9.58E+01 ± 9.58E+00	9.30E+01 ± 9.30E+00	1.19E+02 ± 1.19E+01	1.03E+02	1.41E+01
Mo	0.02 µ (AMP)	ICPES	mg/L	8.87E+01 ± 8.87E+00	9.19E+01 ± 9.19E+00	8.93E+01 ± 8.93E+00	9.00E+01	1.71E+00
Na	unfiltered	ICPES	M	5.71E+00 ± 5.71E-01	6.00E+00 ± 6.00E-01	NA	5.86E+00	2.05E-01
Na	0.45 µ (AMP)	ICPES	M	4.29E+00 ± 4.29E-01	4.24E+00 ± 4.24E-01	NA	4.26E+00	3.49E-02
Na	0.1 µ (AMP)	ICPES	M	5.82E+00 ± 5.82E-01	5.65E+00 ± 5.65E-01	6.76E+00 ± 6.76E-01	6.08E+00	5.98E-01
Na	0.02 µ (AMP)	ICPES	M	5.46E+00 ± 5.46E-01	5.38E+00 ± 5.38E-01	5.40E+00 ± 5.40E-01	5.41E+00	4.30E-02
Ni	unfiltered	ICPES	mg/L	< 5.03E+01 ± mdl	< 4.98E+01 ± mdl	NA	< 5.03E+01	mdl
Ni	0.45 µ (AMP)	ICPES	mg/L	< 5.66E+00 ± mdl	< 5.66E+00 ± mdl	NA	< 5.66E+00	mdl
Ni	0.1 µ (AMP)	ICPES	mg/L	< 5.73E+00 ± mdl	< 5.73E+00 ± mdl	< 5.73E+00 ± mdl	< 5.73E+00	mdl
Ni	0.02 µ (AMP)	ICPES	mg/L	< 2.91E+00 ± mdl	< 2.91E+00 ± mdl	< 2.91E+00 ± mdl	< 2.91E+00	mdl
P	unfiltered	ICPES	mg/L	< 3.25E+02 ± mdl	< 3.22E+02 ± mdl	NA	< 3.25E+02	mdl
P	0.45 µ (AMP)	ICPES	mg/L	1.52E+02 ± 1.52E+01	1.46E+02 ± 1.46E+01	NA	1.49E+02	4.00E+00
P	0.1 µ (AMP)	ICPES	mg/L	1.47E+02 ± 1.47E+01	1.66E+02 ± 1.66E+01	1.95E+02 ± 1.95E+01	1.69E+02	2.44E+01
P	0.02 µ (AMP)	ICPES	mg/L	1.55E+02 ± 1.55E+01	1.52E+02 ± mdl	1.50E+02 ± 1.50E+01	1.52E+02	2.92E+00
Pb	unfiltered	ICPES	mg/L	< 1.65E+02 ± mdl	< 1.63E+01 ± mdl	NA	< 1.65E+02	mdl
Pb	0.45 µ (AMP)	ICPES	mg/L	< 3.59E+01 ± mdl	< 3.59E+01 ± mdl	NA	< 3.59E+01	mdl
Pb	0.1 µ (AMP)	ICPES	mg/L	< 3.64E+01 ± mdl	< 3.64E+01 ± mdl	< 3.64E+01 ± mdl	< 3.64E+01	mdl
Pb	0.02 µ (AMP)	ICPES	mg/L	< 1.85E+01 ± mdl	< 1.85E+01 ± mdl	< 1.85E+01 ± mdl	< 1.85E+01	mdl
S	unfiltered	ICPES	mg/L	3.03E+02 ± 3.03E+01	< 2.54E+02 ± mdl	NA	3.03E+02	3.03E+01
S	0.45 µ (AMP)	ICPES	mg/L	2.20E+02 ± 2.20E+01	2.10E+02 ± 2.10E+01	NA	2.15E+02	7.11E+00
S	0.1 µ (AMP)	ICPES	mg/L	2.20E+02 ± 2.20E+01	2.24E+02 ± 2.24E+01	2.68E+02 ± 2.68E+01	2.37E+02	2.62E+01
S	0.02 µ (AMP)	ICPES	mg/L	2.11E+02 ± 2.11E+01	2.10E+02 ± 2.10E+01	2.05E+02 ± 2.05E+01	2.09E+02	3.57E+00
Sb	unfiltered	ICPES	mg/L	< 1.01E+02 ± mdl	< 1.00E+01 ± mdl	NA	< 1.01E+02	mdl
Sb	0.45 µ (AMP)	ICPES	mg/L	2.82E+01 ± 2.82E+00	2.43E+01 ± 2.43E+00	NA	2.62E+01	2.75E+00
Sb	0.1 µ (AMP)	ICPES	mg/L	2.40E+01 ± 2.40E+00	2.19E+01 ± 2.19E+00	2.94E+01 ± 2.94E+00	2.51E+01	3.89E+00
Sb	0.02 µ (AMP)	ICPES	mg/L	2.19E+01 ± 2.19E+00	2.18E+01 ± 2.18E+00	2.12E+01 ± 2.12E+00	2.16E+01	4.04E-01
Si	unfiltered	ICPES	mg/L	< 2.48E+01 ± mdl	< 2.46E+01 ± mdl	NA	< 2.48E+01	mdl
Si	0.45 µ (AMP)	ICPES	mg/L	1.16E+01 ± 1.16E+00	8.55E+00 ± 8.55E-01	NA	1.01E+01	2.13E+00
Si	0.1 µ (AMP)	ICPES	mg/L	3.71E+01 ± 3.71E+00	3.73E+01 ± 3.73E+00	5.49E+01 ± 5.49E+00	4.31E+01	1.02E+01
Si	0.02 µ (AMP)	ICPES	mg/L	3.30E+01 ± 3.30E+00	3.30E+01 ± 3.30E+00	3.15E+01 ± 3.15E+00	3.25E+01	8.59E-01
Sn	unfiltered	ICPES	mg/L	< 1.64E+02 ± mdl	< 1.63E+02 ± mdl	NA	< 1.64E+02	mdl
Sn	0.45 µ (AMP)	ICPES	mg/L	2.39E+01 ± 2.39E+00	2.26E+01 ± 2.26E+00	NA	2.33E+01	9.33E-01
Sn	0.1 µ (AMP)	ICPES	mg/L	1.47E+01 ± 1.47E+00	< 1.45E+01 ± mdl	1.61E+01 ± 1.61E+00	1.54E+01	9.91E-01
Sn	0.02 µ (AMP)	ICPES	mg/L	1.33E+01 ± 1.33E+00	1.04E+01 ± 1.04E+00	1.08E+01 ± 1.08E+00	1.15E+01	1.55E+00
Sr	unfiltered	ICPES	mg/L	< 6.70E+01 ± mdl	< 6.64E+01 ± mdl	NA	< 6.70E+01	mdl
Sr	0.45 µ (AMP)	ICPES	mg/L	5.72E+00 ± 5.72E-01	5.15E+00 ± 5.15E-01	NA	5.44E+00	4.04E-01
Sr	0.1 µ (AMP)	ICPES	mg/L	1.61E+01 ± 1.61E+00	1.50E+01 ± 1.50E+00	1.99E+01 ± 1.99E+00	1.70E+01	2.55E+00
Sr	0.02 µ (AMP)	ICPES	mg/L	9.06E+00 ± 9.06E-01	8.87E+00 ± 8.87E-01	8.16E+00 ± 8.16E-01	8.70E+00	4.77E-01
Ti	unfiltered	ICPES	mg/L	< 4.02E+00 ± mdl	< 3.98E+00 ± mdl	NA	< 4.02E+00	mdl
Ti	0.45 µ (AMP)	ICPES	mg/L	< 1.63E+00 ± mdl	< 1.63E+00 ± mdl	NA	< 1.63E+00	mdl
Ti	0.1 µ (AMP)	ICPES	mg/L	< 1.66E+00 ± mdl	< 1.66E+00 ± mdl	< 1.66E+00 ± mdl	< 1.66E+00	mdl
Ti	0.02 µ (AMP)	ICPES	mg/L	< 8.42E-01 ± mdl	< 8.42E-01 ± mdl	< 8.42E-01 ± mdl	< 8.42E-01	mdl
U	unfiltered	ICPES	mg/L	< 5.06E+01 ± mdl	< 5.01E+02 ± mdl	NA	< 5.06E+01	mdl
U	0.45 µ (AMP)	ICPES	mg/L	4.64E+01 ± 4.64E+00	3.78E+01 ± 3.78E+00	NA	4.21E+01	6.04E+00
U	0.1 µ (AMP)	ICPES	mg/L	< 2.22E+01 ± mdl	< 2.22E+01 ± mdl	< 2.22E+01 ± mdl	< 2.22E+01	mdl
U	0.02 µ (AMP)	ICPES	mg/L	1.25E+01 ± 1.25E+00	1.50E+01 ± 1.50E+00	< 1.13E+01 ± mdl	1.38E+01	1.79E+00
V	unfiltered	ICPES	mg/L	< 7.37E+00 ± mdl	< 7.30E+00 ± mdl	NA	< 7.37E+00	mdl
V	0.45 µ (AMP)	ICPES	mg/L	3.02E+00 ± 3.02E-01	3.17E+00 ± 3.17E-01	NA	3.09E+00	1.07E-01
V	0.1 µ (AMP)	ICPES	mg/L	3.70E+00 ± 3.70E-01	3.45E+00 ± 3.45E-01	4.41E+00 ± 4.41E-01	3.85E+00	4.97E-01
V	0.02 µ (AMP)	ICPES	mg/L	3.48E+00 ± 3.48E-01	3.57E+00 ± 3.57E-01	3.31E+00 ± 3.31E-01	3.46E+00	1.30E-01
Zn	unfiltered	ICPES	mg/L	< 3.69E+01 ± mdl	< 3.65E+01 ± mdl	NA	< 3.69E+01	mdl
Zn	0.45 µ (AMP)	ICPES	mg/L	1.31E+00 ± 1.31E-01	9.68E-01 ± 9.68E-02	NA	1.14E+00	2.40E-01
Zn	0.1 µ (AMP)	ICPES	mg/L	6.37E+00 ± 6.37E-01	6.14E+00 ± 6.14E-01	7.91E+00 ± 7.91E-01	6.81E+00	9.63E-01
Zn	0.02 µ (AMP)	ICPES	mg/L	5.91E+00 ± 5.91E-01	5.80E+00 ± 5.80E-01	5.68E+00 ± 5.68E-01	5.80E+00	1.13E-01
Zr	unfiltered	ICPES	mg/L	< 8.04E+00 ± mdl	< 7.97E+00 ± mdl	NA	< 8.04E+00	mdl
Zr	0.45 µ (AMP)	ICPES	mg/L	< 1.76E+00 ± mdl	< 1.76E+00 ± mdl	NA	< 1.76E+00	mdl
Zr	0.1 µ (AMP)	ICPES	mg/L	< 1.78E+00 ± mdl	< 1.78E+00 ± mdl	< 1.78E+00 ± mdl	< 1.78E+00	mdl
Zr	0.02 µ (AMP)	ICPES	mg/L	1.01E+00 ± 1.01E-01	1.10E+00 ± 1.10E-01	9.19E-01 ± 9.19E-02	1.01E+00	9.04E-02

*Sample preparation identifies the level of filtration used on the sample. AMP signifies AMP treatment on the sample prior to analysis.

6.2.4 Tank 30H ICP-MS Characterization

Analyte	Sample			Sample						Standard	
	Preparation*	Method	Units	1		2		3		Average	Deviation
Zr	acid digestion	ICP-MS	mg/L	7.71E-01	± 1.93E-01	7.38E-01	± 1.84E-01	7.27E-01	± 1.82E-01	7.46E-01	2.30E-02
Zr	0.45 µ (AMP)	ICP-MS	mg/L	2.50E-01	± 6.26E-02	2.59E-01	± 6.47E-02	NA		2.55E-01	5.94E-03
Zr	0.1 µ (AMP)	ICP-MS	mg/L	1.13E+00	± 2.82E-01	NA		1.28E+00	± 3.19E-01	1.20E+00	1.06E-01
Zr	0.02 µ (AMP)	ICP-MS	mg/L	1.12E+00	± 2.79E-01	1.03E+00	± 2.58E-01	1.10E+00	± 2.76E-01	1.08E+00	4.52E-02
Tc-99	acid digested	ICP-MS	mg/L	1.29E+01	± 3.21E+00	1.28E+01	± 3.20E+00	1.25E+01	± 3.14E+00	1.27E+01	1.67E-01
Tc-99	0.45 µ (AMP)	ICP-MS	mg/L	1.19E+01	± 2.98E+00	1.19E+01	± 2.98E+00	NA		1.19E+01	0.00E+00
Tc-99	0.1 µ (AMP)	ICP-MS	mg/L	1.33E+01	± 3.32E+00	NA		1.53E+01	± 3.83E+00	1.43E+01	1.46E+00
Tc-99	0.02 µ (AMP)	ICP-MS	mg/L	1.21E+01	± 3.03E+00	1.24E+01	± 3.10E+00	1.19E+01	± 2.96E+00	1.21E+01	2.74E-01
Tc-99	acid digested	ICP-MS	pCi/mL	2.18E+05	± 5.46E+04	2.17E+05	± 5.43E+04	2.13E+05	± 5.32E+04	2.16E+05	2.84E+03
Tc-99	0.45 µ (AMP)	ICP-MS	pCi/mL	2.02E+05	± 5.05E+04	2.01E+05	± 5.03E+04	NA		2.02E+05	5.50E+02
Tc-99	0.1 µ (AMP)	ICP-MS	pCi/mL	2.25E+05	± 5.63E+04	NA		2.60E+05	± 6.50E+04	2.43E+05	2.47E+04
Tc-99	0.02 µ (AMP)	ICP-MS	pCi/mL	2.06E+05	± 5.15E+04	2.11E+05	± 5.28E+04	2.01E+05	± 5.03E+04	2.06E+05	4.94E+03
Mo	acid digestion	ICP-MS	mg/L	6.40E+01	± 1.60E+01	6.44E+01	± 1.61E+01	6.11E+01	± 1.53E+01	6.32E+01	1.81E+00
Mo	0.45 µ (AMP)	ICP-MS	mg/L	6.48E+01	± 1.62E+01	6.45E+01	± 1.61E+01	NA		6.46E+01	2.06E-01
Mo	0.1 µ (AMP)	ICP-MS	mg/L	6.99E+01	± 1.75E+01	NA		8.33E+01	± 2.08E+01	7.66E+01	9.48E+00
Mo	0.02 µ (AMP)	ICP-MS	mg/L	6.40E+01	± 1.60E+01	6.63E+01	± 1.66E+01	6.48E+01	± 1.62E+01	6.51E+01	1.16E+00
Ag	acid digested	ICP-MS	mg/L	9.29E-02	± 2.32E-02	8.21E-02	± 2.05E-02	7.78E-02	± 1.94E-02	8.43E-02	7.77E-03
Ag	0.45 µ (AMP)	ICP-MS	mg/L	4.21E-02	± 1.05E-02	3.99E-02	± 9.96E-03	NA		4.10E-02	1.58E-03
Ag	0.1 µ (AMP)	ICP-MS	mg/L	bdl	± bdl	NA		bdl	± bdl	bdl	bdl
Ag	0.02 µ (AMP)	ICP-MS	mg/L	bdl	± bdl	bdl	± bdl	bdl	± bdl	bdl	bdl
Pd	acid digestion	ICP-MS	mg/L	1.40E-02	± 3.51E-03	1.74E-02	± 4.34E-03	1.44E-02	± 3.61E-03	1.53E-02	1.82E-03
Pd	0.45 µ (AMP)	ICP-MS	mg/L	1.75E-02	± 4.37E-03	1.76E-02	± 4.39E-03	NA		1.75E-02	6.66E-05
Pd	0.1 µ (AMP)	ICP-MS	mg/L	3.58E-02	± 8.95E-03	NA		2.79E-02	± 6.98E-03	3.19E-02	5.58E-03
Pd	0.02 µ (AMP)	ICP-MS	mg/L	2.04E-02	± 5.11E-03	2.20E-02	± 5.50E-03	2.69E-02	± 6.73E-03	2.31E-02	3.37E-03
Rh	acid digested	ICP-MS	mg/L	1.40E+00	± 3.49E-01	1.42E+00	± 3.54E-01	1.39E+00	± 3.47E-01	1.40E+00	1.48E-02
Rh	0.45 µ (AMP)	ICP-MS	mg/L	1.36E+00	± 3.40E-01	1.39E+00	± 3.48E-01	NA		1.38E+00	2.09E-02
Rh	0.1 µ (AMP)	ICP-MS	mg/L	1.71E+00	± 4.27E-01	NA		2.07E+00	± 5.16E-01	1.89E+00	2.53E-01
Rh	0.02 µ (AMP)	ICP-MS	mg/L	1.63E+00	± 4.09E-01	1.61E+00	± 4.03E-01	1.61E+00	± 4.02E-01	1.62E+00	1.48E-02
Ru	acid digestion	ICP-MS	mg/L	1.47E+00	± 3.67E-01	1.51E+00	± 3.78E-01	1.47E+00	± 3.66E-01	1.48E+00	2.52E-02
Ru	0.45 µ (AMP)	ICP-MS	mg/L	1.42E+00	± 3.56E-01	1.42E+00	± 3.56E-01	NA		1.42E+00	0.00E+00
Ru	0.1 µ (AMP)	ICP-MS	mg/L	1.83E+00	± 4.57E-01	NA		2.15E+00	± 5.38E-01	1.99E+00	2.30E-01
Ru	0.02 µ (AMP)	ICP-MS	mg/L	1.66E+00	± 4.16E-01	1.69E+00	± 4.23E-01	1.73E+00	± 4.32E-01	1.69E+00	3.13E-02
Cd	acid digested	ICP-MS	mg/L	1.44E-01	± 3.60E-02	1.42E-01	± 3.55E-02	1.49E-01	± 3.73E-02	1.45E-01	3.54E-03
Cd	0.45 µ (AMP)	ICP-MS	mg/L	1.17E-01	± 2.91E-02	1.08E-01	± 2.70E-02	NA		1.12E-01	6.19E-03
Cd	0.1 µ (AMP)	ICP-MS	mg/L	1.42E-01	± 3.54E-02	NA		1.89E-01	± 4.73E-02	1.65E-01	3.35E-02
Cd	0.02 µ (AMP)	ICP-MS	mg/L	1.17E-01	± 2.93E-02	1.37E-01	± 3.43E-02	1.53E-01	± 3.82E-02	1.36E-01	1.79E-02
Sn	acid digestion	ICP-MS	mg/L	2.31E+00	± 5.78E-01	2.33E+00	± 5.83E-01	2.36E+00	± 5.89E-01	2.33E+00	2.14E-02
Sn	0.45 µ (AMP)	ICP-MS	mg/L	1.20E+00	± 2.99E-01	1.25E+00	± 3.13E-01	NA		1.22E+00	3.80E-02
Sn	0.1 µ (AMP)	ICP-MS	mg/L	2.35E+00	± 5.87E-01	NA		3.03E+00	± 7.58E-01	2.69E+00	4.82E-01
Sn	0.02 µ (AMP)	ICP-MS	mg/L	2.17E+00	± 5.42E-01	2.19E+00	± 5.48E-01	2.18E+00	± 5.46E-01	2.18E+00	1.13E-02
La	acid digested	ICP-MS	mg/L	bdl	± bdl	bdl	± bdl	bdl	± bdl	bdl	bdl
La	0.45 µ (AMP)	ICP-MS	mg/L	1.47E-03	± 3.69E-04	1.29E-03	± 3.22E-04	NA		1.38E-03	1.30E-04
La	0.1 µ (AMP)	ICP-MS	mg/L	bdl	± bdl	NA		bdl	± bdl	bdl	bdl
La	0.02 µ (AMP)	ICP-MS	mg/L	bdl	± bdl	bdl	± bdl	bdl	± bdl	bdl	bdl
Ce	acid digestion	ICP-MS	mg/L	bdl	± bdl	bdl	± bdl	bdl	± bdl	bdl	bdl
Ce	0.45 µ (AMP)	ICP-MS	mg/L	bdl	± bdl	bdl	± bdl	NA		bdl	bdl
Ce	0.1 µ (AMP)	ICP-MS	mg/L	bdl	± bdl	NA		bdl	± bdl	bdl	bdl
Ce	0.02 µ (AMP)	ICP-MS	mg/L	bdl	± bdl	bdl	± bdl	1.07E-02	± 2.66E-03	1.07E-02	2.66E-03
W	acid digested	ICP-MS	mg/L	5.93E-01	± 1.48E-01	5.72E-01	± 1.43E-01	6.03E-01	± 1.51E-01	5.89E-01	1.59E-02
W	0.45 µ (AMP)	ICP-MS	mg/L	5.84E-01	± 1.46E-01	5.90E-01	± 1.48E-01	NA		5.87E-01	4.23E-03
W	0.1 µ (AMP)	ICP-MS	mg/L	5.94E-01	± 1.49E-01	NA		7.32E-01	± 1.83E-01	6.63E-01	9.72E-02
W	0.02 µ (AMP)	ICP-MS	mg/L	5.41E-01	± 1.35E-01	6.14E-01	± 1.54E-01	5.45E-01	± 1.36E-01	5.67E-01	4.10E-02

Note: NA = no sample analyzed, bdl = below detection limit

*Sample preparation identifies the level of filtration used on the sample. AMP signifies AMP treatment on the sample prior to analysis.

Sample				Sample						Standard	
Analyte	Preparation*	Method	Units	1		2		3		Average	Deviation
Re	acid digestion	ICP-MS	mg/L	4.05E-03	± 1.01E-03	7.07E-03	± 1.77E-03	4.34E-03	± 1.09E-03	5.16E-03	1.67E-03
Re	0.45 µ (AMP)	ICP-MS	mg/L	7.21E-03	± 1.80E-03	6.92E-03	± 1.73E-03	NA		7.06E-03	2.02E-04
Re	0.1 µ (AMP)	ICP-MS	mg/L	bdl	± bdl	NA		bdl	± bdl	bdl	bdl
Re	0.02 µ (AMP)	ICP-MS	mg/L	9.84E-03	± 2.46E-03	8.22E-03	± 2.05E-03	8.74E-03	± 2.18E-03	8.93E-03	3.50E-03
Os	acid digested	ICP-MS	mg/L	bdl	± bdl	bdl	± bdl	bdl	± bdl	bdl	bdl
Os	0.45 µ (AMP)	ICP-MS	mg/L	bdl	± bdl	bdl	± bdl	NA		bdl	bdl
Os	0.1 µ (AMP)	ICP-MS	mg/L	bdl	± bdl	NA		bdl	± bdl	bdl	bdl
Os	0.02 µ (AMP)	ICP-MS	mg/L	bdl	± bdl	bdl	± bdl	bdl	± bdl	bdl	bdl
Ir	acid digestion	ICP-MS	mg/L	3.39E-03	± 8.48E-04	3.16E-03	± 7.89E-04	bdl	± bdl	3.27E-03	1.69E-04
Ir	0.45 µ (AMP)	ICP-MS	mg/L	2.45E-03	± 6.12E-04	2.40E-03	± 6.00E-04	NA		2.42E-03	3.35E-05
Ir	0.1 µ (AMP)	ICP-MS	mg/L	bdl	± bdl	NA		bdl	± bdl	bdl	bdl
Ir	0.02 µ (AMP)	ICP-MS	mg/L	bdl	± bdl	bdl	± bdl	bdl	± bdl	bdl	bdl
Pt	acid digested	ICP-MS	mg/L	1.58E-02	± 3.96E-03	1.86E-02	± 4.65E-03	2.06E-02	± 5.15E-03	1.84E-02	2.41E-03
Pt	0.45 µ (AMP)	ICP-MS	mg/L	bdl	± bdl	bdl	± bdl	NA		bdl	bdl
Pt	0.1 µ (AMP)	ICP-MS	mg/L	bdl	± bdl	NA		bdl	± bdl	bdl	bdl
Pt	0.02 µ (AMP)	ICP-MS	mg/L	bdl	± bdl	bdl	± bdl	bdl	± bdl	bdl	bdl
Au	acid digestion	ICP-MS	mg/L	1.82E+00	± 4.56E-01	2.02E+00	± 5.06E-01	2.28E+00	± 5.70E-01	2.04E+00	2.29E-01
Au	0.45 µ (AMP)	ICP-MS	mg/L	bdl	± bdl	bdl	± bdl	NA		bdl	bdl
Au	0.1 µ (AMP)	ICP-MS	mg/L	bdl	± bdl	NA		bdl	± bdl	bdl	bdl
Au	0.02 µ (AMP)	ICP-MS	mg/L	bdl	± bdl	bdl	± bdl	bdl	± bdl	bdl	bdl
Hg	acid digestion	ICP-MS	mg/L	2.72E-02	± 6.79E-03	1.68E-02	± 4.20E-03	1.82E-02	± 4.56E-03	2.07E-02	5.62E-03
Hg	0.45 µ (AMP)	ICP-MS	mg/L	bdl	± bdl	bdl	± bdl	NA		bdl	bdl
Hg	0.1 µ (AMP)	ICP-MS	mg/L	bdl	± bdl	NA		bdl	± bdl	bdl	bdl
Hg	0.02 µ (AMP)	ICP-MS	mg/L	bdl	± bdl	bdl	± bdl	bdl	± bdl	bdl	bdl
Pb	acid digestion	ICP-MS	mg/L	1.53E+00	± 3.84E-01	1.62E+00	± 4.05E-01	1.59E+00	± 3.97E-01	1.58E+00	4.26E-02
Pb	0.45 µ (AMP)	ICP-MS	mg/L	1.62E+00	± 4.05E-01	1.60E+00	± 4.00E-01	NA		1.61E+00	1.49E-02
Pb	0.1 µ (AMP)	ICP-MS	mg/L	1.72E+00	± 4.29E-01	NA		1.96E+00	± 4.89E-01	1.84E+00	1.71E-01
Pb	0.02 µ (AMP)	ICP-MS	mg/L	1.58E+00	± 3.96E-01	1.48E+00	± 3.69E-01	1.52E+00	± 3.81E-01	1.53E+00	5.35E-02
U-235	acid digested	ICP-MS	mg/L	9.84E-02	± 2.46E-02	9.84E-02	± 2.46E-02	1.01E-01	± 2.52E-02	9.92E-02	1.41E-03
U-235	0.45 µ (AMP)	ICP-MS	mg/L	9.81E-02	± 2.45E-02	8.52E-02	± 2.13E-02	NA		9.17E-02	9.11E-03
U-235	0.1 µ (AMP)	ICP-MS	mg/L	1.49E-01	± 3.73E-02	NA		1.26E-01	± 3.14E-02	1.37E-01	1.65E-02
U-235	0.02 µ (AMP)	ICP-MS	mg/L	1.11E-01	± 2.77E-02	9.70E-02	± 2.42E-02	1.42E-01	± 3.56E-02	1.17E-01	2.33E-02
U-238	acid digested	ICP-MS	mg/L	1.40E+00	± 3.50E-01	1.39E+00	± 3.48E-01	1.43E+00	± 3.58E-01	1.41E+00	2.26E-02
U-238	0.45 µ (AMP)	ICP-MS	mg/L	1.38E+00	± 3.45E-01	1.43E+00	± 3.57E-01	NA		1.40E+00	3.36E-02
U-238	0.1 µ (AMP)	ICP-MS	mg/L	1.66E+00	± 4.15E-01	NA		1.91E+00	± 4.78E-01	1.79E+00	1.77E-01
U-238	0.02 µ (AMP)	ICP-MS	mg/L	1.55E+00	± 3.89E-01	1.55E+00	± 3.88E-01	1.60E+00	± 3.99E-01	1.57E+00	2.57E-02
Total U	acid digested	ICP-MS	mg/L	1.55E+00	± 3.88E-01	1.55E+00	± 3.88E-01	1.60E+00	± 4.00E-01	1.57E+00	2.89E-02
Total U	0.45 µ (AMP)	ICP-MS	mg/L	1.54E+00	± 3.85E-01	1.57E+00	± 3.93E-01	NA		1.56E+00	2.12E-02
Total U	0.1 µ (AMP)	ICP-MS	mg/L	1.86E+00	± 4.65E-01	bdl	± bdl	2.10E+00	± 5.25E-01	1.98E+00	1.70E-01
Total U	0.02 µ (AMP)	ICP-MS	mg/L	1.73E+00	± 4.33E-01	1.70E+00	± 4.25E-01	1.71E+00	± 4.28E-01	1.71E+00	1.53E-02

Note: NA = no sample analyzed, bdl = below detection limit

*Sample preparation identifies the level of filtration used on the sample. AMP signifies AMP treatment on the sample prior to analysis.

Sample				Sample						Standard	
Analyte	Preparation*	Method	Units	1		2		3		Average	Deviation
% U235	acid digested	ICP-MS	%	6.33E+00	± 1.58E+00	6.34E+00	± 1.58E+00	6.31E+00	± 1.58E+00	6.33E+00	1.44E-02
% U238	acid digested	ICP-MS	%	8.99E+01	± 2.25E+01	8.96E+01	± 2.24E+01	8.97E+01	± 2.24E+01	8.98E+01	1.61E-01
% U235	0.45 µ (AMP)	ICP-MS	%	6.38E+00	± 1.59E+00	5.43E+00	± 1.36E+00	NA		5.90E+00	6.71E-01
% U238	0.45 µ (AMP)	ICP-MS	%	8.98E+01	± 2.24E+01	9.10E+01	± 2.28E+01	NA		9.04E+01	8.80E-01
% U235	0.1 µ (AMP)	ICP-MS	%	8.01E+00	± 2.00E+00	NA		5.98E+00	± 1.50E+00	6.99E+00	1.43E+00
% U238	0.1 µ (AMP)	ICP-MS	%	8.91E+01	± 2.23E+01	NA		9.09E+01	± 2.27E+01	9.00E+01	1.29E+00
% U235	0.02 µ (AMP)	ICP-MS	%	6.39E+00	± 1.60E+00	5.70E+00	± 1.42E+00	8.33E+00	± 2.08E+00	6.80E+00	1.36E+00
% U238	0.02 µ (AMP)	ICP-MS	%	8.97E+01	± 2.24E+01	9.03E+01	± 2.26E+01	8.72E+01	± 2.18E+01	8.90E+01	1.65E+00
U-235	acid digested	ICP-MS	pCi/mL	2.14E-01	± 5.35E-02	2.14E-01	± 5.35E-02	2.19E-01	± 5.48E-02	2.16E-01	3.07E-03
U-235	0.45 µ (AMP)	ICP-MS	pCi/mL	2.13E-01	± 5.33E-02	1.85E-01	± 4.63E-02	NA		1.99E-01	1.98E-02
U-235	0.1 µ (AMP)	ICP-MS	pCi/mL	3.24E-01	± 8.11E-02	NA		2.74E-01	± 6.84E-02	2.99E-01	3.59E-02
U-235	0.02 µ (AMP)	ICP-MS	pCi/mL	2.41E-01	± 6.02E-02	2.11E-01	± 5.27E-02	3.10E-01	± 7.74E-02	2.54E-01	5.06E-02
U-238	acid digested	ICP-MS	pCi/mL	4.66E-01	± 1.16E-01	4.63E-01	± 1.16E-01	4.77E-01	± 1.19E-01	4.69E-01	7.51E-03
U-238	0.45 µ (AMP)	ICP-MS	pCi/mL	4.60E-01	± 1.15E-01	4.75E-01	± 1.19E-01	NA		4.68E-01	1.12E-02
U-238	0.1 µ (AMP)	ICP-MS	pCi/mL	5.53E-01	± 1.38E-01	NA		6.37E-01	± 1.59E-01	5.95E-01	5.93E-02
U-238	0.02 µ (AMP)	ICP-MS	pCi/mL	5.18E-01	± 1.29E-01	5.12E-01	± 1.28E-01	4.96E-01	± 1.24E-01	5.08E-01	1.11E-02
Np-237	acid digested	ICP-MS	mg/L	1.14E-02	± 2.86E-03	1.06E-02	± 2.65E-03	1.24E-02	± 3.10E-03	1.15E-02	8.94E-04
Np-237	0.45 µ (AMP)	ICP-MS	mg/L	1.37E-02	± 3.42E-03	8.67E-03	± 2.17E-03	NA		1.12E-02	3.55E-03
Np-237	0.1 µ (AMP)	ICP-MS	mg/L	2.21E-02	± 5.53E-03	NA		2.33E-02	± 5.83E-03	2.27E-02	8.54E-04
Np-237	0.02 µ (AMP)	ICP-MS	mg/L	1.13E-02	± 2.84E-03	1.78E-02	± 4.46E-03	1.77E-02	± 4.42E-03	1.56E-02	3.70E-03
Np-237	acid digested	ICP-MS	pCi/mL	8.06E+00	± 2.02E+00	7.49E+00	± 1.87E+00	8.74E+00	± 2.19E+00	8.10E+00	6.30E-01
Np-237	0.45 µ (AMP)	ICP-MS	pCi/mL	9.66E+00	± 2.41E+00	6.11E+00	± 1.53E+00	NA		7.88E+00	2.51E+00
Np-237	0.1 µ (AMP)	ICP-MS	pCi/mL	1.56E+01	± 3.90E+00	NA		1.65E+01	± 4.11E+00	1.60E+01	6.02E-01
Np-237	0.02 µ (AMP)	ICP-MS	pCi/mL	8.00E+00	± 2.00E+00	1.26E+01	± 3.14E+00	1.25E+01	± 3.12E+00	1.10E+01	2.61E+00
Pu-239	acid digested	ICP-MS	mg/L	6.96E-03	± 1.74E-03	3.65E-03	± 9.13E-04	6.05E-03	± 1.51E-03	5.55E-03	1.71E-03
Pu-239	0.45 µ (AMP)	ICP-MS	mg/L	bdl	± bdl	bdl	± bdl	NA		bdl	bdl
Pu-239	0.1 µ (AMP)	ICP-MS	mg/L	bdl	± bdl	NA		bdl	± bdl	bdl	bdl
Pu-239	0.02 µ (AMP)	ICP-MS	mg/L	bdl	± bdl	bdl	± bdl	bdl	± bdl	bdl	bdl
Pu-239	acid digested	ICP-MS	pCi/mL	4.27E+02	± 1.07E+02	2.24E+02	± 5.60E+01	3.71E+02	± 9.29E+01	3.41E+02	1.05E+02
Pu-239	0.45 µ (AMP)	ICP-MS	pCi/mL	bdl	± bdl	bdl	± bdl	NA		bdl	bdl
Pu-239	0.1 µ (AMP)	ICP-MS	pCi/mL	bdl	± bdl	NA		bdl	± bdl	bdl	bdl
Pu-239	0.02 µ (AMP)	ICP-MS	pCi/mL	bdl	± bdl	bdl	± bdl	bdl	± bdl	bdl	bdl
Pu-240	acid digested	ICP-MS	mg/L	bdl	± bdl	bdl	± bdl	bdl	± bdl	bdl	bdl
Pu-240	0.45 µ (AMP)	ICP-MS	mg/L	bdl	± bdl	bdl	± bdl	NA		bdl	bdl
Pu-240	0.1 µ (AMP)	ICP-MS	mg/L	bdl	± bdl	NA		bdl	± bdl	bdl	bdl
Pu-240	0.02 µ (AMP)	ICP-MS	mg/L	bdl	± bdl	bdl	± bdl	bdl	± bdl	bdl	bdl
Pu-240	acid digested	ICP-MS	pCi/mL	bdl	± bdl	bdl	± bdl	bdl	± bdl	bdl	bdl
Pu-240	0.45 µ (AMP)	ICP-MS	pCi/mL	bdl	± bdl	bdl	± bdl	NA		bdl	bdl
Pu-240	0.1 µ (AMP)	ICP-MS	pCi/mL	bdl	± bdl	NA		bdl	± bdl	bdl	bdl
Pu-240	0.02 µ (AMP)	ICP-MS	pCi/mL	bdl	± bdl	bdl	± bdl	bdl	± bdl	bdl	bdl

Note: NA = no sample analyzed, bdl = below detection limit

*Sample preparation identifies the level of filtration used on the sample. AMP signifies AMP treatment on the sample prior to analysis.

6.3 TANK 37H CHARACTERIZATION

6.3.1 Tank 37H Radioactive Species

Sample				Sample						Standard	
Analyte	Preparation	Method	Units	1		2		3		Average	Deviation
¹³⁷ Cs	0.45 µ	Rad	pCi/mL	1.67E+09	± 2.31E+07	1.70E+09	± 2.34E+07	1.72E+09	± 2.35E+07	1.70E+09	2.40E+07
¹³⁷ Cs	unfiltered	ICP-MS	pCi/mL	1.41E+09	± 3.54E+08	1.39E+09	± 3.47E+08	1.32E+09	± 3.31E+08	1.38E+09	4.68E+07
⁹⁰ Sr	0.45 µ (AMP)	Rad	pCi/mL	1.30E+06	± 9.77E+04	1.50E+06	± 1.13E+05	1.53E+06	± 1.24E+05	1.45E+06	1.24E+05
⁹⁰ Sr	0.1 µ (AMP)	Rad	pCi/mL	1.15E+06	± 8.62E+04	1.24E+06	± 9.53E+04	1.50E+06	± 1.29E+05	1.29E+06	1.81E+05
⁹⁰ Sr	0.02 µ (AMP)	Rad	pCi/mL	1.30E+06	± 1.04E+05	1.16E+06	± 9.02E+04	1.14E+06	± 9.04E+04	1.20E+06	8.53E+04
²³⁸ Pu	0.45 µ (AMP)	Rad	pCi/mL	4.78E+03	± 2.29E+02	4.92E+03	± 2.21E+02	5.15E+03	± 2.47E+02	4.95E+03	1.88E+02
²³⁸ Pu	0.1 µ (AMP)	Rad	pCi/mL	4.50E+03	± 2.29E+02	4.66E+03	± 2.42E+02	4.64E+03	± 2.04E+02	4.60E+03	8.96E+01
²³⁸ Pu	0.02 µ (AMP)	Rad	pCi/mL	4.84E+03	± 2.23E+02	4.70E+03	± 2.21E+02	4.79E+03	± 2.11E+02	4.77E+03	7.21E+01
^{239/40} Pu	unfiltered	ICP-MS	pCi/mL	bdl	± bdl	bdl	± bdl	bdl	± bdl	bdl	bdl
^{239/40} Pu	0.45 µ (AMP)	Rad	pCi/mL	4.80E+02	± 4.56E+01	6.32E+02	± 5.31E+01	5.41E+02	± 5.79E+01	5.51E+02	7.63E+01
^{239/40} Pu	0.45 µ (AMP)	ICP-MS	pCi/mL	bdl	± bdl	bdl	± bdl	bdl	± bdl	bdl	bdl
^{239/40} Pu	0.1 µ (AMP)	Rad	pCi/mL	4.87E+02	± 1.47E+02	4.07E+02	± 5.94E+01	4.83E+02	± 7.29E+01	4.59E+02	4.51E+01
^{239/40} Pu	0.1 µ (AMP)	ICP-MS	pCi/mL	bdl	± bdl	bdl	± bdl	bdl	± bdl	bdl	bdl
^{239/40} Pu	0.02 µ (AMP)	Rad	pCi/mL	3.78E+02	± 5.96E+01	5.17E+02	± 4.86E+01	4.91E+02	± 3.83E+01	4.62E+02	7.40E+01
^{239/40} Pu	0.02 µ (AMP)	ICP-MS	pCi/mL	bdl	± bdl	bdl	± bdl	bdl	± bdl	bdl	bdl
²⁴¹ Pu	0.45 µ (AMP)	Rad	pCi/mL	< 7.86E+03	± upper limit	< 8.25E+03	± upper limit	< 7.51E+03	± upper limit	< 8.25E+03	upper limit
²⁴¹ Pu	0.1 µ (AMP)	Rad	pCi/mL	NA		NA		NA		NA	
²⁴¹ Pu	0.02 µ (AMP)	Rad	pCi/mL	NA		NA		NA		NA	
Total Pu	0.45 µ (AMP)	Rad	pCi/mL	5.26E+03	± 2.75E+02	5.55E+03	± 2.74E+02	5.69E+03	± 3.05E+02	5.50E+03	2.65E+02
Total Pu	0.1 µ (AMP)	Rad	pCi/mL	4.98E+03	± 3.76E+02	5.07E+03	± 3.02E+02	5.12E+03	± 2.77E+02	5.06E+03	1.35E+02
Total Pu	0.02 µ (AMP)	Rad	pCi/mL	5.21E+03	± 2.82E+02	5.21E+03	± 2.69E+02	5.28E+03	± 2.49E+02	5.24E+03	1.46E+02
²³⁵ U	unfiltered	ICP-MS	pCi/mL	3.40E-01	± 8.50E-02	2.63E-01	± 6.56E-02	3.56E-01	± 8.90E-02	3.20E-01	5.00E-02
²³⁵ U	0.45 µ (AMP)	ICP-MS	pCi/mL	2.03E-01	± 5.08E-02	1.90E-01	± 4.74E-02	2.05E-01	± 5.13E-02	1.99E-01	8.52E-03
²³⁵ U	0.1 µ (AMP)	ICP-MS	pCi/mL	2.82E-01	± 7.04E-02	NA	± NA	1.87E-01	± 4.68E-02	2.34E-01	6.70E-02
²³⁵ U	0.02 µ (AMP)	ICP-MS	pCi/mL	1.77E-01	± 4.43E-02	1.87E-01	± 4.68E-02	2.05E-01	± 5.13E-02	1.90E-01	1.43E-02
²³⁸ U	unfiltered	ICP-MS	pCi/mL	8.82E-01	± 2.21E-01	8.47E-01	± 2.12E-01	8.36E-01	± 2.09E-01	8.55E-01	2.42E-02
²³⁸ U	0.45 µ (AMP)	ICP-MS	pCi/mL	8.27E-01	± 2.07E-01	8.06E-01	± 2.02E-01	8.39E-01	± 2.10E-01	8.24E-01	1.66E-02
²³⁸ U	0.1 µ (AMP)	ICP-MS	pCi/mL	2.38E-01	± 5.95E-02	NA	± NA	8.12E-01	± 2.03E-01	5.25E-01	4.06E-01
²³⁸ U	0.02 µ (AMP)	ICP-MS	pCi/mL	8.28E-01	± 2.07E-01	8.32E-01	± 2.08E-01	8.27E-01	± 2.07E-01	8.29E-01	2.35E-03
Total U	unfiltered	ICP-MS	pCi/mL	1.22E+00	± 3.06E-01	1.11E+00	± 2.77E-01	1.19E+00	± 2.98E-01	1.17E+00	7.42E-02
Total U	0.45 µ (AMP)	ICP-MS	pCi/mL	1.03E+00	± 2.58E-01	9.96E-01	± 2.49E-01	1.04E+00	± 2.61E-01	1.02E+00	2.51E-02
Total U	0.1 µ (AMP)	ICP-MS	pCi/mL	5.20E-01	± 1.30E-01	NA	± NA	9.99E-01	± 2.50E-01	7.59E-01	4.73E-01
Total U	0.02 µ (AMP)	ICP-MS	pCi/mL	1.00E+00	± 2.51E-01	1.02E+00	± 2.55E-01	1.03E+00	± 2.58E-01	1.02E+00	1.67E-02
²³⁷ Np	unfiltered	ICP-MS	pCi/mL	bdl	± bdl	bdl	± bdl	bdl	± bdl	bdl	bdl
²³⁷ Np	0.45 µ (AMP)	ICP-MS	pCi/mL	1.08E+01	± 2.70E+00	1.15E+01	± 2.88E+00	1.28E+01	± 3.19E+00	1.17E+01	1.01E+00
²³⁷ Np	0.1 µ (AMP)	ICP-MS	pCi/mL	bdl	± bdl	NA	± NA	1.12E+01	± 2.80E+00	1.12E+01	2.80E+00
²³⁷ Np	0.02 µ (AMP)	ICP-MS	pCi/mL	1.10E+01	± 2.76E+00	1.00E+01	± 2.51E+00	1.12E+01	± 2.80E+00	1.08E+01	6.24E-01

Note: NA = no sample analyzed, bdl = below detection limit, upper limit and mda = error on a less than value matches the less than value.

*Sample preparation identifies the level of filtration used on the sample. AMP signifies AMP treatment on the sample prior to analysis.

Analysis conducted using gamma spectroscopy after cesium removal.

§ Analysis conducted using more specific Am separation and radiocounting methodology.

Sample				Sample			Standard	
Analyte	Preparation	Method	Units	1	2	3	Average	Deviation
²⁴¹ Am	0.45 µ (AMP)	Rad [#]	pCi/mL	< 5.55E+02 ± mda	< 2.87E+02 ± mda	< 5.41E+02 ± mda	< 5.55E+02	mda
²⁴¹ Am	0.45 µ (AMP)	Rad ^{\$}	pCi/mL	< 3.78E+02 ± upper limit	< 2.73E+02 ± mda	< 5.18E+02 ± upper limit	< 5.18E+02	upper limit
²⁴¹ Am	0.1 µ (AMP)	Rad ^{\$}	pCi/mL	< 1.50E+03 ± mda	< 1.86E+03 ± mda	< 2.72E+03 ± mda	< 2.72E+03	mda
²⁴¹ Am	0.02 µ (AMP)	Rad ^{\$}	pCi/mL	< 1.07E+02 ± mda	< 4.32E+02 ± mda	< 4.77E+02 ± mda	< 4.77E+02	mda
²⁴² Am	0.45 µ (AMP)	Rad ^{\$}	pCi/mL	< 1.99E+03 ± mda	< 2.91E+03 ± mda	< 3.01E+03 ± mda	< 3.01E+03	mda
²⁴³ Am	0.45 µ (AMP)	Rad ^{\$}	pCi/mL	< 1.74E+02 ± mda	< 2.63E+02 ± mda	< 2.63E+02 ± mda	< 2.63E+02	mda
⁹⁹ Tc	0.45 µ (AMP)	Rad	pCi/mL	3.38E+05 ± 2.04E+04	NA	NA	3.38E+05	2.04E+04
⁹⁹ Tc	unfiltered	ICP-MS	pCi/mL	3.66E+05 ± 9.15E+04	3.58E+05 ± 8.95E+04	3.53E+05 ± 8.82E+04	3.59E+05	6.67E+03
⁹⁹ Tc	0.45 µ (AMP)	ICP-MS	pCi/mL	3.66E+05 ± 9.14E+04	3.70E+05 ± 9.26E+04	3.92E+05 ± 9.80E+04	3.76E+05	1.41E+04
⁹⁹ Tc	0.1 µ (AMP)	ICP-MS	pCi/mL	2.98E+05 ± 7.44E+04	NA ± NA	3.53E+05 ± 8.83E+04	3.25E+05	3.94E+04
⁹⁹ Tc	0.02 µ (AMP)	ICP-MS	pCi/mL	3.65E+05 ± 9.12E+04	3.41E+05 ± 8.54E+04	3.50E+05 ± 8.74E+04	3.52E+05	1.18E+04
Gross α	0.45 µ (AMP)	Rad	pCi/mL	3.80E+04 ± 2.01E+04	1.91E+04 ± 1.91E+03	1.58E+04 ± 1.63E+03	2.43E+04	1.20E+04
Beta	0.45 µ	Rad	pCi/mL	1.91E+09 ± 2.87E+08	1.97E+09 ± 2.96E+08	1.98E+09 ± 2.98E+08	1.96E+09	3.89E+07
Tritium	0.45 µ (AMP)	Rad	pCi/mL	< 1.38E+04 ± upper limit	< 9.78E+03 ± upper limit	3.97E+03 ± 5.96E+02	< 1.38E+04	upper limit
¹⁴ C	0.45 µ	Rad	pCi/mL	1.12E+02 ± 4.48E+01	NA	NA	1.12E+02	4.48E+01
¹²⁹ I	0.45 µ	Rad	pCi/mL	< 4.30E+02 ± upper limit	NA	NA	< 4.30E+02	upper limit
²⁶ Al	0.45 µ (AMP)	Rad	pCi/mL	< 2.01E+01 ± mda	< 2.14E+01 ± mda	< 1.93E+01 ± mda	< 2.14E+01	mda
⁶⁰ Co	0.45 µ (AMP)	Rad	pCi/mL	1.15E+03 ± 1.70E+00	1.17E+03 ± 1.70E+00	1.10E+03 ± 1.70E+00	1.14E+03	3.43E+01
⁹⁴ Nb	0.45 µ (AMP)	Rad	pCi/mL	< 4.99E+01 ± mda	< 4.94E+01 ± mda	< 4.90E+01 ± mda	< 4.99E+01	mda
¹⁰⁶ Ru	0.45 µ (AMP)	Rad	pCi/mL	7.32E+02 ± 1.39E+01	5.43E+02 ± 1.08E+01	< 2.80E+02 ± mda	6.38E+02	1.34E+02
¹²⁵ Sb	0.45 µ (AMP)	Rad	pCi/mL	1.46E+03 ± 2.73E+00	1.38E+03 ± 2.76E+00	1.38E+03 ± 2.77E+00	1.41E+03	4.17E+01
¹²⁶ Sb	0.45 µ (AMP)	Rad	pCi/mL	1.68E+03 ± 3.66E+00	1.68E+03 ± 3.66E+00	1.59E+03 ± 3.67E+00	1.65E+03	5.52E+01
¹²⁶ Sn	0.45 µ (AMP)	Rad	pCi/mL	2.31E+03 ± 1.08E+01	2.32E+03 ± 1.09E+01	1.87E+03 ± 3.20E+01	2.16E+03	2.56E+02
¹⁴⁴ Ce	0.45 µ (AMP)	Rad	pCi/mL	< 4.71E+02 ± mda	< 4.71E+02 ± mda	< 4.66E+02 ± mda	< 4.71E+02	mda
¹⁵² Eu	0.45 µ (AMP)	Rad	pCi/mL	< 3.52E+02 ± mda	< 3.43E+02 ± mda	< 3.36E+02 ± mda	< 3.52E+02	mda
¹⁵⁴ Eu	0.45 µ (AMP)	Rad	pCi/mL	6.88E+02 ± 3.53E+00	5.32E+02 ± 3.95E+00	6.01E+02 ± 3.64E+00	6.07E+02	7.82E+01
¹⁵⁵ Eu	0.45 µ (AMP)	Rad	pCi/mL	< 2.91E+02 ± mda	< 2.89E+02 ± mda	< 2.87E+02 ± mda	< 2.91E+02	mda
²³¹ Pa	0.45 µ (AMP)	Rad	pCi/mL	< 1.74E+03 ± mda	< 1.70E+03 ± mda	< 1.71E+03 ± mda	< 1.74E+03	mda
²³² U	0.45 µ (AMP)	Rad	pCi/mL	< 1.31E+02 ± upper limit	< 4.08E+01 ± upper limit	< 1.17E+02 ± upper limit	< 1.31E+02	upper limit
⁵⁹ Ni	0.45 µ (AMP)	Rad	pCi/mL	< 6.46E+01 ± mda	< 1.64E+02 ± mda	< 5.66E+01 ± mda	< 1.64E+02	mda
⁶³ Ni	0.45 µ (AMP)	Rad	pCi/mL	< 9.60E+01 ± mda	< 8.42E+01 ± mda	< 6.39E+01 ± mda	< 9.60E+01	mda
¹⁴⁷ Pm	0.45 µ (AMP)	Rad	pCi/mL	< 9.86E+02 ± upper limit	< 5.52E+02 ± upper limit	< 7.27E+02 ± upper limit	< 9.86E+02	upper limit
¹⁵¹ Sm	0.45 µ (AMP)	Rad	pCi/mL	< 2.70E+03 ± upper limit	< 7.65E+03 ± upper limit	< 1.92E+03 ± upper limit	< 7.65E+03	upper limit
⁷⁹ Se	0.45 µ (AMP)	Rad	pCi/mL	< 2.35E+03 ± upper limit	< 2.20E+03 ± upper limit	< 2.08E+03 ± upper limit	< 2.35E+03	upper limit
²⁴² Cm/ ²⁵² Cf	0.45 µ (AMP)	Rad	pCi/mL	< 2.03E+00 ± mda	< 1.25E+01 ± mda	< 4.31E+00 ± mda	< 1.25E+01	mda
²⁴³ Cm	0.45 µ (AMP)	Rad	pCi/mL	< 5.08E+02 ± mda	< 7.46E+02 ± mda	< 7.65E+02 ± mda	< 7.65E+02	mda
²⁴⁴ Cm	0.45 µ (AMP)	Rad	pCi/mL	3.36E+02 ± 6.92E+01	2.33E+02 ± 5.22E+01	2.66E+02 ± 6.22E+01	2.78E+02	5.24E+01
²⁴⁹ Cf	0.45 µ (AMP)	Rad	pCi/mL	< 4.17E+02 ± mda	< 5.83E+02 ± mda	< 6.90E+02 ± mda	< 6.90E+02	mda
²⁵¹ Cf	0.45 µ (AMP)	Rad	pCi/mL	< 3.61E+02 ± mda	< 4.22E+02 ± mda	< 4.97E+02 ± mda	< 4.97E+02	mda

Note: NA = no sample analyzed, bdl = below detection limit, upper limit and mda = error on a less than value matches the less than value.

*Sample preparation identifies the level of filtration used on the sample. AMP signifies AMP treatment on the sample prior to analysis.

[#]Analysis conducted using gamma spectroscopy after cesium removal.

^{\$}Analysis conducted using more specific Am separation and radiocounting methodology.

6.3.2 Tank 37H Salt and Organic Species

Sample				Sample						Standard	
Analyte	Preparation	Method	Units	1		2		3		Average	Deviation
Na	unfiltered	ICPES	M	6.87E+00	± 3.43E-01	6.86E+00	± 3.43E-01	6.78E+00	± 3.39E-01	6.83E+00	4.91E-02
Na	0.45 µ (AMP)	ICPES	M	NA	± NA	NA	± NA	NA	± NA	NA	NA
Na	0.45 µ (AMP)	AA	M	6.24E+00	± 1.25E+00	6.08E+00	± 1.22E+00	6.30E+00	± 1.26E+00	6.21E+00	1.16E-01
K	unfiltered	ICPES	M	6.60E-02	± 2.64E-01	7.04E-02	± 2.86E-01	8.62E-02	± 2.58E-01	7.42E-02	1.06E-02
K	0.45 µ (AMP)	ICPES	M	5.40E-02	± 3.26E-02	5.24E-02	± 2.98E-02	5.32E-02	± 3.05E-02	5.32E-02	7.94E-04
K	0.45 µ (AMP)	AA	M	4.71E-02	± 9.42E-03	4.71E-02	± 9.42E-03	4.25E-02	± 8.50E-03	4.56E-02	2.67E-03
Al	unfiltered	ICPES	M	1.98E-01	± 9.91E-03	1.96E-01	± 1.17E-02	1.95E-01	± 1.08E-02	1.97E-01	1.40E-03
As	0.45 µ (AMP)	AA	mg/L	< 2.33E-01	± mda	NA		NA		< 2.33E-01	mda
Se	0.45 µ (AMP)	AA	mg/L	< 2.33E-01	± mda	NA		NA		< 2.33E-01	mda
Hg	0.45 µ (AMP)	AA	mg/L	< 5.69E-01	± mda	NA		NA		< 5.69E-01	mda
Total Base	0.45 µ	Titration	M	5.11E+00	± 5.11E-01	5.41E+00	± 5.41E-01	5.35E+00	± 5.35E-01	5.29E+00	1.62E-01
Free OH ⁻	0.45 µ	Titration	M	4.25E+00	± 4.25E-01	4.46E+00	± 4.46E-01	4.09E+00	± 4.09E-01	4.27E+00	1.82E-01
CO ₃ ²⁻	0.45 µ	Titration	M	< 4.29E-01	± mda	< 4.35E-01	± mda	< 4.47E-01	± mda	< 4.47E-01	mda
Al(OH) ₄ ⁻	0.45 µ	Titration	M	6.22E-01	± 1.24E-01	5.94E-01	± 1.19E-01	7.14E-01	± 1.43E-01	6.43E-01	6.27E-02
NO ₃ ⁻	0.45 µ	IC	M	4.42E-01	± 4.42E-02	NA		NA		4.42E-01	4.42E-02
NO ₂ ⁻	0.45 µ	IC	M	5.77E-01	± 5.77E-02	NA		NA		5.77E-01	5.77E-02
SO ₄ ²⁻	0.45 µ	IC	M	< 2.70E-03	± mda	NA		NA		< 2.70E-03	mda
PO ₄ ³⁻	0.45 µ	IC	M	6.01E-03	± 6.01E-04	NA		NA		6.01E-03	6.01E-04
F ⁻	0.45 µ	IC	M	5.46E-03	± 5.46E-04	NA		NA		5.46E-03	5.46E-04
Cl ⁻	0.45 µ	IC	M	7.32E-03	± 7.32E-04	NA		NA		7.32E-03	7.32E-04
Br ⁻	0.45 µ	IC	M	< 6.49E-03	± mda	NA		NA		< 6.49E-03	mda
C ₂ O ₄ ²⁻	0.45 µ	IC	M	< 5.89E-03	± mda	NA		NA		< 5.89E-03	mda
CHO ₂	0.45 µ	IC	M	< 1.15E-02	± mda	NA		NA		< 1.15E-02	mda
TBP	unfiltered	IC	mg/L	< 5.30E+01	± mdl	NA		NA		< 5.30E+01	mdl
TBP	0.45 µ	IC	mg/L	< 5.19E+01	± mdl	NA		NA		< 5.19E+01	mdl
DBP	0.45 µ	IC	mg/L	< 5.19E+02	± mdl	NA		NA		< 5.19E+02	mdl
VOA	unfiltered	GC-MS	mg/L	< 2.65E+01	± mdl	NA		NA		< 2.65E+01	mdl
VOA	0.45 µ	GC-MS	mg/L	< 2.59E+01	± mdl	NA		NA		< 2.59E+01	mdl
SVOA	unfiltered	GC-MS	mg/L	< 5.30E+01	± mdl	NA		NA		< 5.30E+01	mdl
SVOA	0.45 µ	GC-MS	mg/L	< 5.19E+01	± mdl	NA		NA		< 5.19E+01	mdl
TIC	0.45 µ	Titration	mg/L	6.48E+02	± 1.62E+02	1.04E+03	± 2.59E+02	1.19E+03	± 2.96E+02	9.56E+02	2.77E+02
TOC	0.45 µ	Titration	mg/L	1.23E+03	± 1.23E+02	9.05E+02	± 9.05E+01	7.43E+02	± 7.43E+01	9.60E+02	2.49E+02
Total C	0.45 µ	Titration	mg/L	1.88E+03	± 1.88E+02	1.94E+03	± 1.94E+02	1.93E+03	± 1.93E+02	1.92E+03	3.20E+01

Note: NA = no sample analyzed, mda and mdl = method detection (error on a less than value matches the less than value).

*Sample preparation identifies the level of filtration used on the sample. AMP signifies AMP treatment on the sample prior to analysis.

6.3.3 Tank 37H ICP-ES Characterization

Sample				Sample						Standard	
Analyte	Preparation	Method	Units	1		2		3		Average	Deviation
Ag	unfiltered	ICPES	mg/L	< 4.40E+00	± mdl	< 4.40E+00	± mdl	< 4.30E+00	± mdl	< 4.40E+00	mdl
Ag	0.45 µ (AMP)	ICPES	mg/L	1.32E+00	± 1.30E-01	1.21E+00	± 2.62E-01	1.25E+00	± 1.11E-01	1.26E+00	5.53E-02
Ag	0.1 µ (AMP)	ICPES	mg/L	1.52E+00	± 7.59E-02	1.56E+00	± 2.59E-01	1.80E+00	± 9.01E-02	1.63E+00	1.53E-01
Ag	0.02 µ (AMP)	ICPES	mg/L	1.08E+00	± 5.42E-02	1.34E+00	± 6.70E-02	1.15E+00	± 8.68E-02	1.19E+00	1.34E-01
Al	unfiltered	ICPES	M	1.98E-01	± 9.91E-03	1.96E-01	± 1.17E-02	1.95E-01	± 1.08E-02	1.97E-01	1.40E-03
Al	0.45 µ (AMP)	ICPES	M	1.92E-01	± 9.59E-03	1.94E-01	± 9.69E-03	1.94E-01	± 9.69E-03	1.93E-01	1.11E-03
Al	0.1 µ (AMP)	ICPES	M	1.86E-01	± 9.29E-03	1.85E-01	± 9.27E-03	1.87E-01	± 9.37E-03	1.86E-01	1.14E-03
Al	0.02 µ (AMP)	ICPES	M	1.94E-01	± 9.71E-03	1.92E-01	± 9.62E-03	1.96E-01	± 9.80E-03	1.94E-01	1.85E-03
B	unfiltered	ICPES	mg/L	< 7.26E+01	± mdl	< 7.25E+01	± mdl	< 7.09E+01	± mdl	< 7.26E+01	mdl
B	0.45 µ (AMP)	ICPES	mg/L	1.69E+02	± 8.46E+00	1.68E+02	± 8.41E+00	1.68E+02	± 8.41E+00	1.69E+02	5.98E-01
B	0.1 µ (AMP)	ICPES	mg/L	1.67E+02	± 8.35E+00	1.68E+02	± 8.40E+00	1.66E+02	± 8.30E+00	1.67E+02	1.05E+00
B	0.02 µ (AMP)	ICPES	mg/L	1.70E+02	± 8.49E+00	1.70E+02	± 8.51E+00	1.72E+02	± 8.62E+00	1.71E+02	1.39E+00
Ba	unfiltered	ICPES	mg/L	9.95E+00	± 1.00E+00	9.51E+00	± 8.28E-01	1.01E+01	± 9.59E-01	9.85E+00	3.10E-01
Ba	0.45 µ (AMP)	ICPES	mg/L	2.74E+00	± 1.37E-01	2.56E+00	± 1.99E-01	2.63E+00	± 1.57E-01	2.64E+00	9.36E-02
Ba	0.1 µ (AMP)	ICPES	mg/L	2.28E+00	± 1.14E-01	2.42E+00	± 1.21E-01	2.62E+00	± 1.31E-01	2.44E+00	1.69E-01
Ba	0.02 µ (AMP)	ICPES	mg/L	3.02E+00	± 1.51E-01	3.14E+00	± 1.71E-01	3.03E+00	± 1.51E-01	3.06E+00	6.67E-02
Ca	unfiltered	ICPES	mg/L	< 1.32E+01	± mdl	< 1.32E+01	± mdl	< 1.29E+01	± mdl	< 1.32E+01	mdl
Ca	0.45 µ (AMP)	ICPES	mg/L	8.28E+00	± 4.14E-01	8.44E+00	± 6.87E-01	8.49E+00	± 4.24E-01	8.40E+00	1.08E-01
Ca	0.1 µ (AMP)	ICPES	mg/L	1.71E+01	± 8.56E-01	1.62E+01	± 8.09E-01	1.92E+01	± 9.59E-01	1.75E+01	1.53E+00
Ca	0.02 µ (AMP)	ICPES	mg/L	1.93E+01	± 9.64E-01	1.89E+01	± 9.45E-01	1.87E+01	± 9.35E-01	1.90E+01	2.92E-01
Cd	unfiltered	ICPES	mg/L	< 1.32E+01	± mdl	< 1.32E+01	± mdl	< 1.29E+01	± mdl	< 1.32E+01	mdl
Cd	0.45 µ (AMP)	ICPES	mg/L	< 1.24E+00	± mdl	< 1.24E+00	± mdl	< 1.24E+00	± mdl	< 1.24E+00	mdl
Cd	0.1 µ (AMP)	ICPES	mg/L	< 1.26E+00	± mdl	< 1.26E+00	± mdl	< 1.26E+00	± mdl	< 1.26E+00	mdl
Cd	0.02 µ (AMP)	ICPES	mg/L	< 1.26E+00	± mdl	< 1.26E+00	± mdl	< 1.26E+00	± mdl	< 1.26E+00	mdl
Ce	unfiltered	ICPES	mg/L	8.80E+01	± 1.00E+01	8.63E+01	± 8.12E+00	8.70E+01	± 1.77E+01	8.71E+01	8.58E-01
Ce	0.45 µ (AMP)	ICPES	mg/L	2.02E+01	± 1.99E+00	1.86E+01	± 2.15E+00	2.01E+01	± 1.40E+00	1.96E+01	9.12E-01
Ce	0.1 µ (AMP)	ICPES	mg/L	< 5.36E+00	± mdl	< 5.36E+00	± mdl	< 5.36E+00	± mdl	< 5.36E+00	mdl
Ce	0.02 µ (AMP)	ICPES	mg/L	1.83E+01	± 1.32E+00	2.12E+01	± 1.06E+00	1.78E+01	± 2.32E+00	1.91E+01	1.84E+00
Cr	unfiltered	ICPES	mg/L	2.72E+02	± 2.16E+01	2.71E+02	± 1.60E+01	2.72E+02	± 1.52E+01	2.72E+02	5.01E-01
Cr	0.45 µ (AMP)	ICPES	mg/L	2.59E+02	± 1.30E+01	2.58E+02	± 1.29E+01	2.57E+02	± 1.29E+01	2.58E+02	1.08E+00
Cr	0.1 µ (AMP)	ICPES	mg/L	2.47E+02	± 1.23E+01	2.53E+02	± 1.26E+01	2.53E+02	± 1.26E+01	2.51E+02	3.34E+00
Cr	0.02 µ (AMP)	ICPES	mg/L	2.50E+02	± 1.25E+01	2.53E+02	± 1.27E+01	2.52E+02	± 1.26E+01	2.52E+02	1.32E+00
Cu	unfiltered	ICPES	mg/L	< 1.10E+01	± mdl	< 1.10E+01	± mdl	< 1.07E+01	± mdl	< 1.10E+01	mdl
Cu	0.45 µ (AMP)	ICPES	mg/L	< 1.04E+00	± mdl	< 1.04E+00	± mdl	1.10E+00	± 2.70E+00	1.10E+00	2.70E+00
Cu	0.1 µ (AMP)	ICPES	mg/L	< 1.05E+00	± mdl	< 1.05E+00	± mdl	< 1.05E+00	± mdl	< 1.05E+00	mdl
Cu	0.02 µ (AMP)	ICPES	mg/L	< 1.05E+00	± mdl	< 1.05E+00	± mdl	< 1.05E+00	± mdl	< 1.05E+00	mdl
Fe	unfiltered	ICPES	mg/L	< 8.80E+00	± mdl	< 8.79E+00	± mdl	< 8.60E+00	± mdl	< 8.80E+00	mdl
Fe	0.45 µ (AMP)	ICPES	mg/L	5.85E+00	± 3.77E+00	5.49E+00	± 3.95E+00	5.49E+00	± 3.63E+00	5.61E+00	2.09E-01
Fe	0.1 µ (AMP)	ICPES	mg/L	4.53E+00	± 3.45E+00	4.81E+00	± 3.29E+00	4.79E+00	± 3.28E+00	4.71E+00	1.56E-01
Fe	0.02 µ (AMP)	ICPES	mg/L	4.74E+00	± 3.81E+00	4.66E+00	± 3.76E+00	4.70E+00	± 3.59E+00	4.70E+00	4.20E-02
Gd	unfiltered	ICPES	mg/L	1.61E+01	± 1.35E+00	1.62E+01	± 8.08E-01	1.60E+01	± 1.69E+00	1.61E+01	7.40E-02
Gd	0.45 µ (AMP)	ICPES	mg/L	2.66E+00	± 2.28E-01	2.38E+00	± 4.79E-01	2.46E+00	± 1.84E-01	2.50E+00	1.46E-01
Gd	0.1 µ (AMP)	ICPES	mg/L	2.40E+00	± 1.20E-01	2.62E+00	± 3.45E-01	2.67E+00	± 1.40E-01	2.56E+00	1.45E-01
Gd	0.02 µ (AMP)	ICPES	mg/L	2.22E+00	± 1.11E-01	2.71E+00	± 1.36E-01	2.34E+00	± 2.58E-01	2.42E+00	2.59E-01
K	unfiltered	ICPES	M	6.60E-02	± 2.64E-01	7.04E-02	± 2.86E-01	8.62E-02	± 2.58E-01	7.42E-02	1.06E-02
K	0.45 µ (AMP)	ICPES	M	5.40E-02	± 3.26E-02	5.24E-02	± 2.98E-02	5.32E-02	± 3.05E-02	5.32E-02	7.94E-04
K	0.1 µ (AMP)	ICPES	M	4.96E-02	± 3.07E-02	5.68E-02	± 3.54E-02	5.05E-02	± 3.39E-02	5.23E-02	3.94E-03
K	0.02 µ (AMP)	ICPES	M	5.64E-02	± 3.38E-02	5.76E-02	± 3.25E-02	5.17E-02	± 3.10E-02	5.52E-02	3.11E-03
La	unfiltered	ICPES	mg/L	1.94E+01	± 1.07E+00	1.95E+01	± 9.75E-01	1.88E+01	± 1.72E+00	1.92E+01	3.81E-01
La	0.45 µ (AMP)	ICPES	mg/L	2.83E+00	± 2.88E-01	2.82E+00	± 4.69E-01	2.92E+00	± 2.18E-01	2.86E+00	6.00E-02
La	0.1 µ (AMP)	ICPES	mg/L	2.82E+00	± 1.63E-01	3.19E+00	± 3.82E-01	3.20E+00	± 3.81E-01	3.07E+00	2.18E-01
La	0.02 µ (AMP)	ICPES	mg/L	2.71E+00	± 2.78E-01	3.13E+00	± 1.56E-01	2.78E+00	± 2.37E-01	2.87E+00	2.24E-01
Li	unfiltered	ICPES	mg/L	2.89E+01	± 4.22E+00	2.71E+01	± 1.36E+00	2.94E+01	± 4.94E+00	2.85E+01	1.18E+00
Li	0.45 µ (AMP)	ICPES	mg/L	9.73E+00	± 6.92E-01	9.83E+00	± 1.23E+00	9.78E+00	± 4.89E-01	9.78E+00	5.18E-02
Li	0.1 µ (AMP)	ICPES	mg/L	8.56E+00	± 4.28E-01	8.67E+00	± 1.10E+00	9.56E+00	± 4.78E-01	8.93E+00	5.48E-01
Li	0.02 µ (AMP)	ICPES	mg/L	9.59E+00	± 5.05E-01	1.01E+01	± 5.05E-01	9.11E+00	± 8.03E-01	9.60E+00	4.98E-01
Mg	unfiltered	ICPES	mg/L	< 2.20E+00	± mdl	< 2.20E+00	± mdl	< 2.15E+00	± mdl	< 2.20E+00	mdl
Mg	0.45 µ (AMP)	ICPES	mg/L	6.93E-01	± 3.47E-02	7.14E-01	± 4.47E-02	6.99E-01	± 3.49E-02	7.02E-01	1.08E-02
Mg	0.1 µ (AMP)	ICPES	mg/L	2.32E+00	± 1.16E-01	2.32E+00	± 1.16E-01	2.57E+00	± 1.29E-01	2.40E+00	1.47E-01
Mg	0.02 µ (AMP)	ICPES	mg/L	2.66E+00	± 1.33E-01	2.70E+00	± 1.35E-01	2.70E+00	± 1.35E-01	2.69E+00	2.42E-02

Note: NA = no sample analyzed, mdl = method detection (error on a less than value matches the less than value).

*Sample preparation identifies the level of filtration used on the sample. AMP signifies AMP treatment on the sample prior to analysis.

Sample				Sample						Standard	
Analyte	Preparation	Method	Units	1		2		3		Average	Deviation
Mn	unfiltered	ICPES	mg/L	< 3.30E+00 ±	mdl	< 3.30E+00 ±	mdl	< 3.22E+00 ±	mdl	< 3.30E+00	mdl
Mn	0.45 μ (AMP)	ICPES	mg/L	2.44E+00 ±	7.85E-01	2.48E+00 ±	8.18E-01	2.52E+00 ±	8.50E-01	2.48E+00	3.88E-02
Mn	0.1 μ (AMP)	ICPES	mg/L	2.10E+00 ±	7.15E-01	2.07E+00 ±	7.08E-01	2.14E+00 ±	6.87E-01	2.10E+00	3.21E-02
Mn	0.02 μ (AMP)	ICPES	mg/L	2.24E+00 ±	8.08E-01	2.07E+00 ±	7.54E-01	2.24E+00 ±	8.00E-01	2.18E+00	9.53E-02
Mo	unfiltered	ICPES	mg/L	1.51E+02 ±	2.48E+01	1.58E+02 ±	7.89E+00	1.85E+02 ±	1.79E+01	1.65E+02	1.78E+01
Mo	0.45 μ (AMP)	ICPES	mg/L	1.58E+02 ±	7.89E+00	1.60E+02 ±	8.00E+00	1.56E+02 ±	7.81E+00	1.58E+02	1.82E+00
Mo	0.1 μ (AMP)	ICPES	mg/L	1.54E+02 ±	7.69E+00	1.55E+02 ±	7.75E+00	1.51E+02 ±	7.56E+00	1.53E+02	1.89E+00
Mo	0.02 μ (AMP)	ICPES	mg/L	2.80E+02 ±	1.40E+01	2.91E+02 ±	1.45E+01	3.19E+02 ±	1.60E+01	2.97E+02	2.01E+01
Na	unfiltered	ICPES	M	6.87E+00 ±	3.43E-01	6.86E+00 ±	3.43E-01	6.78E+00 ±	3.39E-01	6.83E+00	4.91E-02
Na	0.45 μ (AMP)	ICPES	M	NA ±	NA	NA ±	NA	NA ±	NA	NA	NA
Na	0.1 μ (AMP)	ICPES	M	NA ±	NA	NA ±	NA	NA ±	NA	NA	NA
Na	0.02 μ (AMP)	ICPES	M	NA ±	NA	NA ±	NA	NA ±	NA	NA	NA
Ni	unfiltered	ICPES	mg/L	< 4.95E+01 ±	mdl	< 4.95E+01 ±	mdl	< 4.84E+01 ±	mdl	< 4.95E+01	mdl
Ni	0.45 μ (AMP)	ICPES	mg/L	< 4.66E+00 ±	mdl	< 4.66E+00 ±	mdl	< 4.66E+00 ±	mdl	< 4.66E+00	mdl
Ni	0.1 μ (AMP)	ICPES	mg/L	< 4.73E+00 ±	mdl	< 4.73E+00 ±	mdl	< 4.73E+00 ±	mdl	< 4.73E+00	mdl
Ni	0.02 μ (AMP)	ICPES	mg/L	< 4.71E+00 ±	mdl	< 4.71E+00 ±	mdl	< 4.71E+00 ±	mdl	< 4.71E+00	mdl
P	unfiltered	ICPES	mg/L	< 4.61E+02 ±	mdl	< 4.60E+02 ±	mdl	< 4.50E+02 ±	mdl	< 4.61E+02	mdl
P	0.45 μ (AMP)	ICPES	mg/L	2.40E+02 ±	2.08E+01	2.32E+02 ±	2.09E+01	2.31E+02 ±	1.49E+01	2.35E+02	4.81E+00
P	0.1 μ (AMP)	ICPES	mg/L	2.37E+02 ±	2.02E+01	2.39E+02 ±	1.49E+01	2.49E+02 ±	1.24E+01	2.42E+02	6.27E+00
P	0.02 μ (AMP)	ICPES	mg/L	2.44E+02 ±	2.14E+01	2.40E+02 ±	1.88E+01	2.32E+02 ±	2.19E+01	2.38E+02	6.18E+00
Pb	unfiltered	ICPES	mg/L	< 3.15E+02 ±	mdl	< 3.14E+02 ±	mdl	< 3.07E+02 ±	mdl	< 3.15E+02	mdl
Pb	0.45 μ (AMP)	ICPES	mg/L	< 2.96E+01 ±	mdl	< 2.96E+01 ±	mdl	< 2.96E+01 ±	mdl	< 2.96E+01	mdl
Pb	0.1 μ (AMP)	ICPES	mg/L	< 3.00E+01 ±	mdl	< 3.00E+01 ±	mdl	< 3.00E+01 ±	mdl	< 3.00E+01	mdl
Pb	0.02 μ (AMP)	ICPES	mg/L	< 3.00E+01 ±	mdl	< 3.00E+01 ±	mdl	< 3.00E+01 ±	mdl	< 3.00E+01	mdl
S	unfiltered	ICPES	mg/L	2.96E+02 ±	1.81E+01	3.26E+02 ±	3.75E+01	3.14E+02 ±	2.97E+01	3.12E+02	1.48E+01
S	0.45 μ (AMP)	ICPES	mg/L	2.13E+02 ±	1.07E+01	2.13E+02 ±	1.31E+01	2.10E+02 ±	1.05E+01	2.12E+02	1.66E+00
S	0.1 μ (AMP)	ICPES	mg/L	2.22E+02 ±	1.11E+01	2.22E+02 ±	1.11E+01	2.17E+02 ±	1.08E+01	2.20E+02	3.03E+00
S	0.02 μ (AMP)	ICPES	mg/L	2.10E+02 ±	1.05E+01	2.21E+02 ±	1.16E+01	2.15E+02 ±	1.07E+01	2.15E+02	5.77E+00
Sb	unfiltered	ICPES	mg/L	< 7.81E+01 ±	mdl	< 7.80E+01 ±	mdl	< 7.63E+01 ±	mdl	< 7.81E+01	mdl
Sb	0.45 μ (AMP)	ICPES	mg/L	2.16E+01 ±	1.08E+00	2.41E+01 ±	1.20E+00	2.39E+01 ±	1.50E+00	2.32E+01	1.36E+00
Sb	0.1 μ (AMP)	ICPES	mg/L	2.14E+01 ±	1.07E+00	2.12E+01 ±	1.06E+00	2.11E+01 ±	1.47E+00	2.12E+01	1.69E-01
Sb	0.02 μ (AMP)	ICPES	mg/L	2.30E+01 ±	1.98E+00	2.33E+01 ±	1.17E+00	2.16E+01 ±	1.36E+00	2.27E+01	9.02E-01
Si	unfiltered	ICPES	mg/L	< 2.75E+01 ±	mdl	< 2.75E+01 ±	mdl	< 2.69E+01 ±	mdl	< 2.75E+01	mdl
Si	0.45 μ (AMP)	ICPES	mg/L	3.87E+01 ±	8.34E+00	3.87E+01 ±	7.96E+00	3.94E+01 ±	6.75E+00	3.89E+01	4.34E-01
Si	0.1 μ (AMP)	ICPES	mg/L	3.49E+01 ±	6.66E+00	3.61E+01 ±	6.78E+00	3.64E+01 ±	6.65E+00	3.58E+01	7.74E-01
Si	0.02 μ (AMP)	ICPES	mg/L	3.66E+01 ±	6.69E+00	3.75E+01 ±	6.70E+00	3.75E+01 ±	7.51E+00	3.72E+01	4.84E-01
Sn	unfiltered	ICPES	mg/L	< 1.25E+02 ±	mdl	< 1.25E+02 ±	mdl	< 1.23E+02 ±	mdl	< 1.25E+02	mdl
Sn	0.45 μ (AMP)	ICPES	mg/L	1.70E+01 ±	1.44E+00	1.53E+01 ±	1.34E+00	1.64E+01 ±	8.18E-01	1.62E+01	8.64E-01
Sn	0.1 μ (AMP)	ICPES	mg/L	1.34E+01 ±	6.93E-01	1.33E+01 ±	1.88E+00	1.31E+01 ±	1.22E+00	1.33E+01	1.84E-01
Sn	0.02 μ (AMP)	ICPES	mg/L	1.70E+01 ±	2.38E+00	1.79E+01 ±	8.96E-01	1.77E+01 ±	2.66E+00	1.75E+01	4.95E-01
Sr	unfiltered	ICPES	mg/L	< 8.80E+00 ±	mdl	< 8.79E+00 ±	mdl	< 8.60E+00 ±	mdl	< 8.80E+00	mdl
Sr	0.45 μ (AMP)	ICPES	mg/L	3.79E+00 ±	2.86E-01	3.56E+00 ±	1.78E-01	3.58E+00 ±	1.79E-01	3.64E+00	1.28E-01
Sr	0.1 μ (AMP)	ICPES	mg/L	5.83E+00 ±	2.92E-01	5.52E+00 ±	2.76E-01	6.36E+00 ±	3.18E-01	5.90E+00	4.25E-01
Sr	0.02 μ (AMP)	ICPES	mg/L	5.92E+00 ±	2.96E-01	6.02E+00 ±	3.01E-01	5.87E+00 ±	2.93E-01	5.94E+00	8.00E-02
Ti	unfiltered	ICPES	mg/L	< 1.43E+01 ±	mdl	< 1.43E+01 ±	mdl	< 1.40E+01 ±	mdl	< 1.43E+01	mdl
Ti	0.45 μ (AMP)	ICPES	mg/L	< 1.35E+00 ±	mdl	< 1.35E+00 ±	mdl	< 1.35E+00 ±	mdl	< 1.35E+00	mdl
Ti	0.1 μ (AMP)	ICPES	mg/L	< 1.37E+00 ±	mdl	< 1.37E+00 ±	mdl	< 1.37E+00 ±	mdl	< 1.37E+00	mdl
Ti	0.02 μ (AMP)	ICPES	mg/L	< 1.36E+00 ±	mdl	< 1.36E+00 ±	mdl	< 1.36E+00 ±	mdl	< 1.36E+00	mdl
U	unfiltered	ICPES	mg/L	< 1.91E+02 ±	mdl	< 1.91E+02 ±	mdl	< 1.87E+02 ±	mdl	< 1.91E+02	mdl
U	0.45 μ (AMP)	ICPES	mg/L	4.53E+01 ±	4.15E+00	4.46E+01 ±	8.36E+00	4.65E+01 ±	5.34E+00	4.55E+01	9.71E-01
U	0.1 μ (AMP)	ICPES	mg/L	< 1.83E+01 ±	mdl	< 1.83E+01 ±	mdl	< 1.83E+01 ±	mdl	< 1.83E+01	mdl
U	0.02 μ (AMP)	ICPES	mg/L	4.55E+01 ±	2.28E+00	5.10E+01 ±	2.55E+00	4.03E+01 ±	2.01E+00	4.56E+01	5.34E+00
V	unfiltered	ICPES	mg/L	< 1.21E+01 ±	mdl	< 1.21E+01 ±	mdl	< 1.18E+01 ±	mdl	< 1.21E+01	mdl
V	0.45 μ (AMP)	ICPES	mg/L	3.95E+00 ±	3.08E-01	3.87E+00 ±	3.22E-01	3.77E+00 ±	1.88E-01	3.86E+00	9.07E-02
V	0.1 μ (AMP)	ICPES	mg/L	3.10E+00 ±	6.32E-01	2.45E+00 ±	1.57E-01	2.97E+00 ±	3.07E-01	2.84E+00	3.43E-01
V	0.02 μ (AMP)	ICPES	mg/L	3.99E+00 ±	4.82E-01	4.42E+00 ±	3.25E-01	3.83E+00 ±	4.86E-01	4.08E+00	3.06E-01
Zn	unfiltered	ICPES	mg/L	1.00E+01 ±	5.77E-01	1.05E+01 ±	5.25E-01	1.05E+01 ±	1.43E+00	1.03E+01	2.92E-01
Zn	0.45 μ (AMP)	ICPES	mg/L	9.47E+00 ±	4.74E-01	9.32E+00 ±	4.66E-01	9.52E+00 ±	4.76E-01	9.44E+00	1.08E-01
Zn	0.1 μ (AMP)	ICPES	mg/L	9.14E+00 ±	4.57E-01	9.30E+00 ±	4.65E-01	9.56E+00 ±	4.78E-01	9.33E+00	2.12E-01
Zn	0.02 μ (AMP)	ICPES	mg/L	9.27E+00 ±	4.64E-01	9.27E+00 ±	4.64E-01	9.32E+00 ±	4.66E-01	9.29E+00	3.02E-02
Zr	unfiltered	ICPES	mg/L	< 1.54E+01 ±	mdl	< 1.54E+01 ±	mdl	< 1.50E+01 ±	mdl	< 1.54E+01	mdl
Zr	0.45 μ (AMP)	ICPES	mg/L	< 1.45E+00 ±	mdl	< 1.45E+00 ±	mdl	< 1.45E+00 ±	mdl	< 1.45E+00	mdl
Zr	0.1 μ (AMP)	ICPES	mg/L	< 1.47E+00 ±	mdl	< 1.47E+00 ±	mdl	< 1.47E+00 ±	mdl	< 1.47E+00	mdl
Zr	0.02 μ (AMP)	ICPES	mg/L	< 1.47E+00 ±	mdl	< 1.47E+00 ±	mdl	< 1.47E+00 ±	mdl	< 1.47E+00	mdl

Note: NA = no sample analyzed, mdl = method detection (error on a less than value matches the less than value).

6.3.4 Tank 37H ICP-MS Characterization

Sample				Sample						Standard	
Analyte	Preparation	Method	Units	1	2	3	Average	Deviation			
Zr	unfiltered	ICP-MS	mg/L	1.08E+00 ± 2.69E-01	1.29E+00 ± 3.24E-01	1.40E+00 ± 3.49E-01	1.26E+00	1.64E-01			
Zr	0.45 µ (AMP)	ICP-MS	mg/L	4.99E-01 ± 1.25E-01	5.08E-01 ± 1.27E-01	5.51E-01 ± 1.38E-01	5.19E-01	2.82E-02			
Zr	0.1 µ (AMP)	ICP-MS	mg/L	2.59E-01 ± 6.49E-02	NA ± NA	3.53E-01 ± 8.82E-02	3.06E-01	6.62E-02			
Zr	0.02 µ (AMP)	ICP-MS	mg/L	4.63E-01 ± 1.16E-01	4.59E-01 ± 1.15E-01	4.54E-01 ± 1.13E-01	4.59E-01	4.66E-03			
Tc-99	unfiltered	ICP-MS	mg/L	2.16E+01 ± 5.40E+00	2.11E+01 ± 5.28E+00	2.08E+01 ± 5.20E+00	2.12E+01	4.04E-01			
Tc-99	0.45 µ (AMP)	ICP-MS	mg/L	2.15E+01 ± 5.38E+00	2.18E+01 ± 5.45E+00	2.31E+01 ± 5.78E+00	2.21E+01	8.50E-01			
Tc-99	0.1 µ (AMP)	ICP-MS	mg/L	1.75E+01 ± 4.38E+00	NA ± NA	2.08E+01 ± 5.20E+00	1.92E+01	2.33E+00			
Tc-99	0.02 µ (AMP)	ICP-MS	mg/L	2.15E+01 ± 5.37E+00	2.01E+01 ± 5.03E+00	2.06E+01 ± 5.15E+00	2.07E+01	6.97E-01			
Tc-99	unfiltered	ICP-MS	pCi/mL	3.66E+05 ± 9.15E+04	3.58E+05 ± 8.95E+04	3.53E+05 ± 8.82E+04	3.59E+05	6.67E+03			
Tc-99	0.45 µ (AMP)	ICP-MS	pCi/mL	3.66E+05 ± 9.14E+04	3.70E+05 ± 9.26E+04	3.92E+05 ± 9.80E+04	3.76E+05	1.41E+04			
Tc-99	0.1 µ (AMP)	ICP-MS	pCi/mL	2.98E+05 ± 7.44E+04	NA ± NA	3.53E+05 ± 8.83E+04	3.25E+05	3.94E+04			
Tc-99	0.02 µ (AMP)	ICP-MS	pCi/mL	3.65E+05 ± 9.12E+04	3.41E+05 ± 8.54E+04	3.50E+05 ± 8.74E+04	3.52E+05	1.18E+04			
Mo	unfiltered	ICP-MS	mg/L	1.18E+02 ± 2.95E+01	1.14E+02 ± 2.85E+01	1.12E+02 ± 2.81E+01	1.15E+02	2.94E+00			
Mo	0.45 µ (AMP)	ICP-MS	mg/L	1.20E+02 ± 2.99E+01	1.20E+02 ± 3.01E+01	1.27E+02 ± 3.17E+01	1.22E+02	3.83E+00			
Mo	0.1 µ (AMP)	ICP-MS	mg/L	1.36E+02 ± 3.40E+01	NA ± NA	1.15E+02 ± 2.88E+01	1.25E+02	1.47E+01			
Mo	0.02 µ (AMP)	ICP-MS	mg/L	2.11E+02 ± 5.27E+01	2.17E+02 ± 5.44E+01	2.31E+02 ± 5.77E+01	2.20E+02	1.02E+01			
Ag	unfiltered	ICP-MS	mg/L	bdl ± bdl	bdl ± bdl	bdl ± bdl	bdl	bdl			
Ag	0.45 µ (AMP)	ICP-MS	mg/L	8.48E-03 ± 2.12E-03	6.26E-03 ± 1.57E-03	7.52E-03 ± 1.88E-03	7.42E-03	1.11E-03			
Ag	0.1 µ (AMP)	ICP-MS	mg/L	5.64E-03 ± 1.41E-03	NA ± NA	7.57E-03 ± 1.89E-03	6.60E-03	1.36E-03			
Ag	0.02 µ (AMP)	ICP-MS	mg/L	2.22E-02 ± 5.55E-03	1.65E-02 ± 4.12E-03	1.65E-02 ± 4.13E-03	1.84E-02	3.28E-03			
Pd	unfiltered	ICP-MS	mg/L	9.28E-02 ± 2.32E-02	bdl ± bdl	9.05E-02 ± 2.26E-02	9.17E-02	1.59E-03			
Pd	0.45 µ (AMP)	ICP-MS	mg/L	1.58E-02 ± 3.96E-03	1.40E-02 ± 3.51E-03	1.56E-02 ± 3.89E-03	1.51E-02	9.79E-04			
Pd	0.1 µ (AMP)	ICP-MS	mg/L	1.81E-02 ± 4.52E-03	NA ± NA	3.25E-02 ± 8.13E-03	2.53E-02	1.02E-02			
Pd	0.02 µ (AMP)	ICP-MS	mg/L	5.05E-02 ± 1.26E-02	4.64E-02 ± 1.16E-02	4.69E-02 ± 1.17E-02	4.79E-02	2.28E-03			
Rh	unfiltered	ICP-MS	mg/L	2.74E+00 ± 6.86E-01	2.73E+00 ± 6.84E-01	2.61E+00 ± 6.51E-01	2.69E+00	7.78E-02			
Rh	0.45 µ (AMP)	ICP-MS	mg/L	2.53E+00 ± 6.32E-01	2.56E+00 ± 6.40E-01	2.67E+00 ± 6.68E-01	2.59E+00	7.39E-02			
Rh	0.1 µ (AMP)	ICP-MS	mg/L	2.96E+00 ± 7.41E-01	NA ± NA	2.96E+00 ± 7.40E-01	2.96E+00	2.54E-03			
Rh	0.02 µ (AMP)	ICP-MS	mg/L	2.92E+00 ± 7.30E-01	2.92E+00 ± 7.31E-01	2.86E+00 ± 7.16E-01	2.90E+00	3.44E-02			
Ru	unfiltered	ICP-MS	mg/L	2.80E+00 ± 7.00E-01	2.89E+00 ± 7.21E-01	2.81E+00 ± 7.03E-01	2.83E+00	4.65E-02			
Ru	0.45 µ (AMP)	ICP-MS	mg/L	2.52E+00 ± 6.30E-01	2.54E+00 ± 6.34E-01	2.66E+00 ± 6.66E-01	2.57E+00	7.88E-02			
Ru	0.1 µ (AMP)	ICP-MS	mg/L	1.21E+00 ± 3.02E-01	NA ± NA	2.90E+00 ± 7.25E-01	2.05E+00	1.20E+00			
Ru	0.02 µ (AMP)	ICP-MS	mg/L	2.99E+00 ± 7.48E-01	2.94E+00 ± 7.34E-01	2.94E+00 ± 7.35E-01	2.96E+00	3.10E-02			
Cd	unfiltered	ICP-MS	mg/L	bdl ± bdl	3.73E-01 ± 9.33E-02	bdl ± bdl	3.73E-01	9.33E-02			
Cd	0.45 µ (AMP)	ICP-MS	mg/L	4.72E-01 ± 1.18E-01	4.84E-01 ± 1.21E-01	5.19E-01 ± 1.30E-01	4.92E-01	2.40E-02			
Cd	0.1 µ (AMP)	ICP-MS	mg/L	3.33E-01 ± 8.33E-02	NA ± NA	5.81E-01 ± 1.45E-01	4.57E-01	1.75E-01			
Cd	0.02 µ (AMP)	ICP-MS	mg/L	6.38E-01 ± 1.59E-01	6.14E-01 ± 1.54E-01	6.93E-01 ± 1.73E-01	6.48E-01	4.01E-02			
Sn	unfiltered	ICP-MS	mg/L	5.72E+00 ± 1.43E+00	4.43E+00 ± 1.11E+00	5.12E+00 ± 1.28E+00	5.09E+00	6.49E-01			
Sn	0.45 µ (AMP)	ICP-MS	mg/L	3.01E+00 ± 7.53E-01	3.01E+00 ± 7.53E-01	3.17E+00 ± 7.94E-01	3.07E+00	9.36E-02			
Sn	0.1 µ (AMP)	ICP-MS	mg/L	2.51E+00 ± 6.28E-01	NA ± NA	3.16E+00 ± 7.89E-01	2.83E+00	4.56E-01			
Sn	0.02 µ (AMP)	ICP-MS	mg/L	3.38E+00 ± 8.44E-01	3.27E+00 ± 8.19E-01	3.25E+00 ± 8.14E-01	3.30E+00	6.52E-02			
La	unfiltered	ICP-MS	mg/L	bdl ± bdl	bdl ± bdl	bdl ± bdl	bdl	bdl			
La	0.45 µ (AMP)	ICP-MS	mg/L	2.06E-03 ± 5.15E-04	2.26E-03 ± 5.64E-04	2.57E-03 ± 6.42E-04	2.29E-03	2.55E-04			
La	0.1 µ (AMP)	ICP-MS	mg/L	bdl ± bdl	NA ± NA	bdl ± bdl	bdl	bdl			
La	0.02 µ (AMP)	ICP-MS	mg/L	bdl ± bdl	bdl ± bdl	bdl ± bdl	bdl	bdl			
Ce	unfiltered	ICP-MS	mg/L	3.85E-02 ± 9.61E-03	bdl ± bdl	bdl ± bdl	3.85E-02	9.61E-03			
Ce	0.45 µ (AMP)	ICP-MS	mg/L	bdl ± bdl	bdl ± bdl	bdl ± bdl	bdl	bdl			
Ce	0.1 µ (AMP)	ICP-MS	mg/L	bdl ± bdl	NA ± NA	bdl ± bdl	bdl	bdl			
Ce	0.02 µ (AMP)	ICP-MS	mg/L	bdl ± bdl	bdl ± bdl	bdl ± bdl	bdl	bdl			
W	unfiltered	ICP-MS	mg/L	5.76E-01 ± 1.44E-01	5.08E-01 ± 1.27E-01	4.20E-01 ± 1.05E-01	5.01E-01	7.82E-02			
W	0.45 µ (AMP)	ICP-MS	mg/L	7.58E-01 ± 1.90E-01	7.55E-01 ± 1.89E-01	8.18E-01 ± 2.04E-01	7.77E-01	3.53E-02			
W	0.1 µ (AMP)	ICP-MS	mg/L	8.15E-01 ± 2.04E-01	NA ± NA	1.01E+00 ± 2.53E-01	9.13E-01	1.38E-01			
W	0.02 µ (AMP)	ICP-MS	mg/L	3.60E-01 ± 9.00E-02	3.31E-01 ± 8.27E-02	3.32E-01 ± 8.30E-02	3.41E-01	1.65E-02			

Note: NA = no sample analyzed, bdl = below detection limit,

*Sample preparation identifies the level of filtration used on the sample. AMP signifies AMP treatment on the sample prior to analysis.

Sample				Sample									Standard	
Analyte	Preparation	Method	Units	1			2			3			Average	Deviation
Re	unfiltered	ICP-MS	mg/L	bdl	±	bdl	bdl	±	bdl	bdl	±	bdl	bdl	bdl
Re	0.45 µ (AMP)	ICP-MS	mg/L	8.33E-03	±	2.08E-03	8.43E-03	±	2.11E-03	1.23E-02	±	3.07E-03	9.68E-03	2.25E-03
Re	0.1 µ (AMP)	ICP-MS	mg/L	1.37E-02	±	3.43E-03	NA	±	NA	1.79E-02	±	4.47E-03	1.58E-02	2.95E-03
Re	0.02 µ (AMP)	ICP-MS	mg/L	4.51E-03	±	1.13E-03	5.15E-03	±	1.29E-03	4.96E-03	±	1.24E-03	4.87E-03	3.32E-04
Os	unfiltered	ICP-MS	mg/L	bdl	±	bdl	bdl	±	bdl	bdl	±	bdl	bdl	bdl
Os	0.45 µ (AMP)	ICP-MS	mg/L	bdl	±	bdl	bdl	±	bdl	bdl	±	bdl	bdl	bdl
Os	0.1 µ (AMP)	ICP-MS	mg/L	bdl	±	bdl	NA	±	NA	bdl	±	bdl	bdl	bdl
Os	0.02 µ (AMP)	ICP-MS	mg/L	bdl	±	bdl	bdl	±	bdl	bdl	±	bdl	bdl	bdl
Ir	unfiltered	ICP-MS	mg/L	bdl	±	bdl	bdl	±	bdl	bdl	±	bdl	bdl	bdl
Ir	0.45 µ (AMP)	ICP-MS	mg/L	bdl	±	bdl	2.37E-03	±	5.91E-04	bdl	±	bdl	2.37E-03	5.91E-04
Ir	0.1 µ (AMP)	ICP-MS	mg/L	bdl	±	bdl	NA	±	NA	bdl	±	bdl	bdl	bdl
Ir	0.02 µ (AMP)	ICP-MS	mg/L	1.07E-03	±	2.67E-04	1.17E-03	±	2.92E-04	1.67E-03	±	4.16E-04	1.30E-03	3.19E-04
Pt	unfiltered	ICP-MS	mg/L	1.13E-02	±	2.81E-03	7.52E-03	±	1.88E-03	7.42E-03	±	1.86E-03	8.73E-03	2.18E-03
Pt	0.45 µ (AMP)	ICP-MS	mg/L	1.65E-02	±	4.12E-03	1.97E-02	±	4.93E-03	1.76E-02	±	4.39E-03	1.79E-02	1.66E-03
Pt	0.1 µ (AMP)	ICP-MS	mg/L	1.40E-02	±	3.50E-03	NA	±	NA	2.54E-02	±	6.35E-03	1.97E-02	8.06E-03
Pt	0.02 µ (AMP)	ICP-MS	mg/L	bdl	±	bdl	bdl	±	bdl	bdl	±	bdl	bdl	bdl
Au	unfiltered	ICP-MS	mg/L	bdl	±	bdl	bdl	±	bdl	bdl	±	bdl	bdl	bdl
Au	0.45 µ (AMP)	ICP-MS	mg/L	bdl	±	bdl	bdl	±	bdl	bdl	±	bdl	bdl	bdl
Au	0.1 µ (AMP)	ICP-MS	mg/L	bdl	±	bdl	NA	±	NA	bdl	±	bdl	bdl	bdl
Au	0.02 µ (AMP)	ICP-MS	mg/L	5.12E-04	±	1.28E-04	6.79E-04	±	1.70E-04	5.45E-04	±	1.36E-04	5.79E-04	8.87E-05
Hg	unfiltered	ICP-MS	mg/L	bdl	±	bdl	bdl	±	bdl	bdl	±	bdl	bdl	bdl
Hg	0.45 µ (AMP)	ICP-MS	mg/L	3.54E-02	±	8.86E-03	2.01E-02	±	5.03E-03	1.02E-02	±	2.54E-03	2.19E-02	1.27E-02
Hg	0.1 µ (AMP)	ICP-MS	mg/L	bdl	±	bdl	NA	±	NA	bdl	±	bdl	bdl	bdl
Hg	0.02 µ (AMP)	ICP-MS	mg/L	bdl	±	bdl	bdl	±	bdl	bdl	±	bdl	bdl	bdl
Pb	unfiltered	ICP-MS	mg/L	bdl	±	bdl	bdl	±	bdl	bdl	±	bdl	bdl	bdl
Pb	0.45 µ (AMP)	ICP-MS	mg/L	1.94E+00	±	4.84E-01	1.91E+00	±	4.78E-01	1.97E+00	±	4.92E-01	1.94E+00	2.80E-02
Pb	0.1 µ (AMP)	ICP-MS	mg/L	2.08E+00	±	5.20E-01	NA	±	NA	1.43E+00	±	3.59E-01	1.76E+00	4.55E-01
Pb	0.02 µ (AMP)	ICP-MS	mg/L	6.24E-01	±	1.56E-01	5.65E-01	±	1.41E-01	5.59E-01	±	1.40E-01	5.83E-01	3.61E-02
U-233	unfiltered	ICP-MS	mg/L	bdl	±	bdl	bdl	±	bdl	bdl	±	bdl	bdl	bdl
U-233	0.45 µ (AMP)	ICP-MS	mg/L	bdl	±	bdl	bdl	±	bdl	bdl	±	bdl	bdl	bdl
U-233	0.1 µ (AMP)	ICP-MS	mg/L	bdl	±	bdl	NA	±	NA	bdl	±	bdl	bdl	bdl
U-233	0.02 µ (AMP)	ICP-MS	mg/L	bdl	±	bdl	bdl	±	bdl	bdl	±	bdl	bdl	bdl
U-234	unfiltered	ICP-MS	mg/L	bdl	±	bdl	bdl	±	bdl	bdl	±	bdl	bdl	bdl
U-234	0.45 µ (AMP)	ICP-MS	mg/L	1.71E-02	±	4.27E-03	1.80E-02	±	4.51E-03	1.76E-02	±	4.41E-03	1.76E-02	4.79E-04
U-234	0.1 µ (AMP)	ICP-MS	mg/L	1.59E-02	±	3.97E-03	NA	±	NA	1.98E-02	±	4.96E-03	1.79E-02	2.81E-03
U-234	0.02 µ (AMP)	ICP-MS	mg/L	1.83E-02	±	4.57E-03	1.83E-02	±	4.57E-03	1.88E-02	±	4.69E-03	1.84E-02	2.75E-04
U-235	unfiltered	ICP-MS	mg/L	1.56E-01	±	3.91E-02	1.21E-01	±	3.02E-02	1.64E-01	±	4.09E-02	1.47E-01	2.30E-02
U-235	0.45 µ (AMP)	ICP-MS	mg/L	9.34E-02	±	2.33E-02	8.72E-02	±	2.18E-02	9.44E-02	±	2.36E-02	9.16E-02	3.92E-03
U-235	0.1 µ (AMP)	ICP-MS	mg/L	1.30E-01	±	3.24E-02	NA	±	NA	8.60E-02	±	2.15E-02	1.08E-01	3.08E-02
U-235	0.02 µ (AMP)	ICP-MS	mg/L	8.14E-02	±	2.03E-02	8.60E-02	±	2.15E-02	9.44E-02	±	2.36E-02	8.73E-02	6.57E-03
U-236	unfiltered	ICP-MS	mg/L	bdl	±	bdl	bdl	±	bdl	bdl	±	bdl	bdl	bdl
U-236	0.45 µ (AMP)	ICP-MS	mg/L	4.66E-02	±	1.17E-02	3.95E-02	±	9.88E-03	4.37E-02	±	1.09E-02	4.33E-02	3.58E-03
U-236	0.1 µ (AMP)	ICP-MS	mg/L	7.23E-02	±	1.81E-02	NA	±	NA	3.84E-02	±	9.60E-03	5.53E-02	2.40E-02
U-236	0.02 µ (AMP)	ICP-MS	mg/L	3.79E-02	±	9.48E-03	4.03E-02	±	1.01E-02	4.29E-02	±	1.07E-02	4.04E-02	2.51E-03
U-238	unfiltered	ICP-MS	mg/L	2.65E+00	±	6.62E-01	2.54E+00	±	6.36E-01	2.51E+00	±	6.28E-01	2.57E+00	7.26E-02
U-238	0.45 µ (AMP)	ICP-MS	mg/L	2.48E+00	±	6.21E-01	2.42E+00	±	6.05E-01	2.52E+00	±	6.30E-01	2.48E+00	4.99E-02
U-238	0.1 µ (AMP)	ICP-MS	mg/L	7.15E-01	±	1.79E-01	NA	±	NA	2.44E+00	±	6.10E-01	1.58E+00	1.22E+00
U-238	0.02 µ (AMP)	ICP-MS	mg/L	2.49E+00	±	6.22E-01	2.50E+00	±	6.24E-01	2.48E+00	±	6.21E-01	2.49E+00	7.06E-03
Total U	unfiltered	ICP-MS	mg/L	2.81E+00	±	7.01E-01	2.66E+00	±	6.66E-01	2.67E+00	±	6.69E-01	2.71E+00	7.90E-02
Total U	0.45 µ (AMP)	ICP-MS	mg/L	2.64E+00	±	6.60E-01	2.57E+00	±	6.42E-01	2.68E+00	±	6.69E-01	2.63E+00	5.61E-02
Total U	0.1 µ (AMP)	ICP-MS	mg/L	9.32E-01	±	2.33E-01	NA	±	NA	2.58E+00	±	6.46E-01	1.76E+00	1.17E+00
Total U	0.02 µ (AMP)	ICP-MS	mg/L	2.62E+00	±	6.56E-01	2.64E+00	±	6.61E-01	2.64E+00	±	6.60E-01	2.64E+00	1.03E-02

Note: NA = no sample analyzed, bdl = below detection limit,

*Sample preparation identifies the level of filtration used on the sample. AMP signifies AMP treatment on the sample prior to analysis.

Sample				Sample						Standard	
Analyte	Preparation	Method	Units	1	2	3	Average	Deviation			
% U233	unfiltered	ICP-MS	%	0.00E+00 ± 0.00E+00	0.00E+00 ± 0.00E+00	0.00E+00 ± 0.00E+00	0.00E+00	0.00E+00	0.00E+00	0.00E+00	
% U234	unfiltered	ICP-MS	%	0.00E+00 ± 0.00E+00	0.00E+00 ± 0.00E+00	0.00E+00 ± 0.00E+00	0.00E+00	0.00E+00	0.00E+00	0.00E+00	
% U235	unfiltered	ICP-MS	%	5.57E+00 ± 1.39E+00	4.53E+00 ± 1.13E+00	6.12E+00 ± 1.53E+00	5.41E+00	8.08E-01			
% U236	unfiltered	ICP-MS	%	0.00E+00 ± 0.00E+00	0.00E+00 ± 0.00E+00	0.00E+00 ± 0.00E+00	0.00E+00	0.00E+00	0.00E+00	0.00E+00	
% U238	unfiltered	ICP-MS	%	9.44E+01 ± 2.36E+01	9.55E+01 ± 2.39E+01	9.39E+01 ± 2.35E+01	9.46E+01	8.08E-01			
% U233	0.45 µ (AMP)	ICP-MS	%	0.00E+00 ± 0.00E+00	0.00E+00 ± 0.00E+00	0.00E+00 ± 0.00E+00	0.00E+00	0.00E+00	0.00E+00	0.00E+00	
% U234	0.45 µ (AMP)	ICP-MS	%	6.47E-01 ± 1.62E-01	7.03E-01 ± 1.76E-01	6.59E-01 ± 1.65E-01	6.69E-01	2.94E-02			
% U235	0.45 µ (AMP)	ICP-MS	%	3.53E+00 ± 8.84E-01	3.40E+00 ± 8.49E-01	3.53E+00 ± 8.82E-01	3.49E+00	7.80E-02			
% U236	0.45 µ (AMP)	ICP-MS	%	1.77E+00 ± 4.42E-01	1.54E+00 ± 3.85E-01	1.63E+00 ± 4.09E-01	1.65E+00	1.14E-01			
% U238	0.45 µ (AMP)	ICP-MS	%	9.41E+01 ± 2.35E+01	9.44E+01 ± 2.36E+01	9.42E+01 ± 2.35E+01	9.42E+01	1.55E-01			
% U233	0.1 µ (AMP)	ICP-MS	%	0.00E+00 ± 0.00E+00	NA ± NA	0.00E+00 ± 0.00E+00	0.00E+00	0.00E+00	0.00E+00	0.00E+00	
% U234	0.1 µ (AMP)	ICP-MS	%	1.70E+00 ± 4.26E-01	NA ± NA	7.68E-01 ± 1.92E-01	1.24E+00	6.61E-01			
% U235	0.1 µ (AMP)	ICP-MS	%	1.39E+01 ± 3.47E+00	NA ± NA	3.33E+00 ± 8.32E-01	8.61E+00	7.47E+00			
% U236	0.1 µ (AMP)	ICP-MS	%	7.76E+00 ± 1.94E+00	NA ± NA	1.49E+00 ± 3.72E-01	4.62E+00	4.43E+00			
% U238	0.1 µ (AMP)	ICP-MS	%	7.66E+01 ± 1.92E+01	NA ± NA	9.44E+01 ± 2.36E+01	8.55E+01	1.26E+01			
% U233	0.02 µ (AMP)	ICP-MS	%	0.00E+00 ± 0.00E+00	0.00E+00 ± 0.00E+00	0.00E+00 ± 0.00E+00	0.00E+00	0.00E+00	0.00E+00	0.00E+00	
% U234	0.02 µ (AMP)	ICP-MS	%	6.97E-01 ± 1.74E-01	6.92E-01 ± 1.73E-01	7.10E-01 ± 1.78E-01	7.00E-01	9.49E-03			
% U235	0.02 µ (AMP)	ICP-MS	%	3.10E+00 ± 7.75E-01	3.26E+00 ± 8.14E-01	3.57E+00 ± 8.93E-01	3.31E+00	2.40E-01			
% U236	0.02 µ (AMP)	ICP-MS	%	1.44E+00 ± 3.61E-01	1.53E+00 ± 3.81E-01	1.63E+00 ± 4.06E-01	1.53E+00	9.04E-02			
% U238	0.02 µ (AMP)	ICP-MS	%	9.48E+01 ± 2.37E+01	9.45E+01 ± 2.36E+01	9.41E+01 ± 2.35E+01	9.45E+01	3.38E-01			
U-235	unfiltered	ICP-MS	pCi/mL	3.40E-01 ± 8.50E-02	2.63E-01 ± 6.56E-02	3.56E-01 ± 8.90E-02	3.20E-01	5.00E-02			
U-235	0.45 µ (AMP)	ICP-MS	pCi/mL	2.03E-01 ± 5.08E-02	1.90E-01 ± 4.74E-02	2.05E-01 ± 5.13E-02	1.99E-01	8.52E-03			
U-235	0.1 µ (AMP)	ICP-MS	pCi/mL	2.82E-01 ± 7.04E-02	NA ± NA	1.87E-01 ± 4.68E-02	2.34E-01	6.70E-02			
U-235	0.02 µ (AMP)	ICP-MS	pCi/mL	1.77E-01 ± 4.43E-02	1.87E-01 ± 4.68E-02	2.05E-01 ± 5.13E-02	1.90E-01	1.43E-02			
U-238	unfiltered	ICP-MS	pCi/mL	8.82E-01 ± 2.21E-01	8.47E-01 ± 2.12E-01	8.36E-01 ± 2.09E-01	8.55E-01	2.42E-02			
U-238	0.45 µ (AMP)	ICP-MS	pCi/mL	8.27E-01 ± 2.07E-01	8.06E-01 ± 2.02E-01	8.39E-01 ± 2.10E-01	8.24E-01	1.66E-02			
U-238	0.1 µ (AMP)	ICP-MS	pCi/mL	2.38E-01 ± 5.95E-02	NA ± NA	8.12E-01 ± 2.03E-01	5.25E-01	4.06E-01			
U-238	0.02 µ (AMP)	ICP-MS	pCi/mL	8.28E-01 ± 2.07E-01	8.32E-01 ± 2.08E-01	8.27E-01 ± 2.07E-01	8.29E-01	2.35E-03			
Np-237	unfiltered	ICP-MS	mg/L	bdl ± bdl	bdl ± bdl	bdl ± bdl	bdl	bdl			
Np-237	0.45 µ (AMP)	ICP-MS	mg/L	1.53E-02 ± 3.83E-03	1.64E-02 ± 4.09E-03	1.81E-02 ± 4.53E-03	1.66E-02	1.43E-03			
Np-237	0.1 µ (AMP)	ICP-MS	mg/L	bdl ± bdl	NA ± NA	1.59E-02 ± 3.97E-03	1.59E-02	3.97E-03			
Np-237	0.02 µ (AMP)	ICP-MS	mg/L	1.56E-02 ± 3.91E-03	1.42E-02 ± 3.56E-03	1.59E-02 ± 3.97E-03	1.53E-02	8.85E-04			
Np-237	unfiltered	ICP-MS	pCi/mL	bdl ± bdl	bdl ± bdl	bdl ± bdl	bdl	bdl			
Np-237	0.45 µ (AMP)	ICP-MS	pCi/mL	1.08E+01 ± 2.70E+00	1.15E+01 ± 2.88E+00	1.28E+01 ± 3.19E+00	1.17E+01	1.01E+00			
Np-237	0.1 µ (AMP)	ICP-MS	pCi/mL	bdl ± bdl	NA ± NA	1.12E+01 ± 2.80E+00	1.12E+01	2.80E+00			
Np-237	0.02 µ (AMP)	ICP-MS	pCi/mL	1.10E+01 ± 2.76E+00	1.00E+01 ± 2.51E+00	1.12E+01 ± 2.80E+00	1.08E+01	6.24E-01			
Pu-239	unfiltered	ICP-MS	mg/L	bdl ± bdl	bdl ± bdl	bdl ± bdl	bdl	bdl			
Pu-239	0.45 µ (AMP)	ICP-MS	mg/L	8.95E-03 ± 2.24E-03	9.10E-03 ± 2.27E-03	9.17E-03 ± 2.29E-03	9.07E-03	1.15E-04			
Pu-239	0.1 µ (AMP)	ICP-MS	mg/L	bdl ± bdl	NA ± NA	bdl ± bdl	bdl	bdl			
Pu-239	0.02 µ (AMP)	ICP-MS	mg/L	8.86E-03 ± 2.21E-03	1.11E-02 ± 2.77E-03	1.25E-02 ± 3.13E-03	1.08E-02	1.84E-03			
Pu-239	unfiltered	ICP-MS	pCi/mL	bdl ± bdl	bdl ± bdl	bdl ± bdl	bdl	bdl			
Pu-239	0.45 µ (AMP)	ICP-MS	pCi/mL	5.49E+02 ± 1.37E+02	5.58E+02 ± 1.40E+02	5.63E+02 ± 1.41E+02	5.57E+02	7.04E+00			
Pu-239	0.1 µ (AMP)	ICP-MS	pCi/mL	bdl ± bdl	NA ± NA	bdl ± bdl	bdl	bdl			
Pu-239	0.02 µ (AMP)	ICP-MS	pCi/mL	5.44E+02 ± 1.36E+02	6.80E+02 ± 1.70E+02	7.68E+02 ± 1.92E+02	6.64E+02	1.13E+02			
Pu-240	unfiltered	ICP-MS	mg/L	bdl ± bdl	bdl ± bdl	bdl ± bdl	bdl	bdl			
Pu-240	0.45 µ (AMP)	ICP-MS	mg/L	bdl ± bdl	bdl ± bdl	bdl ± bdl	bdl	bdl			
Pu-240	0.1 µ (AMP)	ICP-MS	mg/L	bdl ± bdl	NA ± NA	bdl ± bdl	bdl	bdl			
Pu-240	0.02 µ (AMP)	ICP-MS	mg/L	bdl ± bdl	bdl ± bdl	bdl ± bdl	bdl	bdl			
Pu-240	unfiltered	ICP-MS	pCi/mL	bdl ± bdl	bdl ± bdl	bdl ± bdl	bdl	bdl			
Pu-240	0.45 µ (AMP)	ICP-MS	pCi/mL	bdl ± bdl	bdl ± bdl	bdl ± bdl	bdl	bdl			
Pu-240	0.1 µ (AMP)	ICP-MS	pCi/mL	bdl ± bdl	NA ± NA	bdl ± bdl	bdl	bdl			
Pu-240	0.02 µ (AMP)	ICP-MS	pCi/mL	bdl ± bdl	bdl ± bdl	bdl ± bdl	bdl	bdl			

Note: NA = no sample analyzed, bdl = below detection limit,

*Sample preparation identifies the level of filtration used on the sample. AMP signifies AMP treatment on the sample prior to analysis.

6.4 TANK 39H CHARACTERIZATION

6.4.1 Tank 39H Radioactive Species

Analyte	Sample Preparation*	Method	Units	Sample						Average	Standard Deviation
				1	2	3	4	5	6		
¹³⁷ Cs	acid digested	Rad	pCi/mL	6.61E+08 ± 2.50E+07	6.96E+08 ± 9.53E+06	6.67E+08 ± 9.33E+06				6.75E+08	1.87E+07
¹³⁷ Cs	0.45 µ	Rad	pCi/mL	6.93E+08 ± 1.11E+07	6.56E+08 ± 1.06E+07	6.69E+08 ± 1.08E+07				6.73E+08	1.88E+07
⁹⁰ Sr	0.45 µ (AMP)	Rad	pCi/mL	1.69E+05 ± 4.23E+04	1.71E+05 ± 4.27E+04	1.80E+05 ± 4.50E+04				1.73E+05	5.90E+03
⁹⁰ Sr	0.1 µ (AMP)	Rad	pCi/mL	2.62E+05 ± 1.96E+04	3.21E+05 ± 2.47E+04	2.92E+05 ± 2.27E+04				2.91E+05	2.96E+04
⁹⁰ Sr	0.02 µ (AMP)	Rad	pCi/mL	3.13E+05 ± 2.38E+04	3.45E+05 ± 2.62E+04	3.69E+05 ± 2.99E+04				3.42E+05	2.82E+04
²³⁸ Pu	0.45 µ (AMP)	Rad	pCi/mL	5.01E+05 ± 2.50E+04	4.89E+05 ± 2.45E+04	4.99E+05 ± 2.54E+04				4.96E+05	6.43E+03
²³⁸ Pu	0.1 µ (AMP)	Rad	pCi/mL	6.79E+05 ± 2.39E+04	7.10E+05 ± 1.93E+04	8.37E+05 ± 2.49E+04				7.42E+05	8.37E+04
²³⁸ Pu	0.02 µ (AMP)	Rad	pCi/mL	7.54E+05 ± 2.23E+04	7.54E+05 ± 2.41E+04	8.88E+05 ± 4.93E+04				7.99E+05	7.74E+04
^{239/40} Pu	acid digested	Rad	pCi/mL	5.67E+04 ± 4.14E+03	2.99E+04 ± 1.82E+03	3.40E+04 ± 1.94E+03				4.02E+04	1.44E+04
^{239/40} Pu	acid digested	ICP-MS	pCi/mL	4.97E+04 ± 1.19E+04	5.03E+04 ± 1.21E+04	4.87E+04 ± 1.17E+04				4.96E+04	8.08E+02
^{239/40} Pu	0.45 µ (AMP)	Rad	pCi/mL	2.62E+04 ± 1.34E+03	2.50E+04 ± 1.28E+03	2.60E+04 ± 1.35E+03				2.57E+04	6.43E+02
^{239/40} Pu	0.45 µ (AMP)	ICP-MS	pCi/mL	bdl ± bdl	bdl ± bdl	bdl ± bdl				bdl	bdl
^{239/40} Pu	0.1 µ (AMP)	Rad	pCi/mL	3.24E+04 ± 1.26E+03	4.80E+04 ± 1.35E+03	4.66E+04 ± 1.44E+04				4.23E+04	8.63E+03
^{239/40} Pu	0.1 µ (AMP)	ICP-MS	pCi/mL	2.35E+04 ± 5.88E+03	4.77E+04 ± 1.19E+04	4.88E+04 ± 1.22E+04				4.00E+04	1.43E+04
^{239/40} Pu	0.02 µ (AMP)	Rad	pCi/mL	3.96E+04 ± 3.01E+03	4.08E+04 ± 1.42E+03	4.37E+04 ± 2.49E+03				4.14E+04	2.11E+03
^{239/40} Pu	0.02 µ (AMP)	ICP-MS	pCi/mL	4.37E+04 ± 1.09E+04	4.65E+04 ± 1.16E+04	5.22E+04 ± 1.31E+04				4.75E+04	4.33E+03
²⁴¹ Pu	acid digested	Rad	pCi/mL	9.65E+05 ± 6.61E+04	5.33E+05 ± 3.15E+04	5.00E+05 ± 2.72E+04				6.66E+05	2.59E+05
²⁴¹ Pu	0.45 µ (AMP)	Rad	pCi/mL	NA	NA	NA				NA	NA
²⁴¹ Pu	0.1 µ (AMP)	Rad	pCi/mL	NA	NA	NA				NA	NA
²⁴¹ Pu	0.02 µ (AMP)	Rad	pCi/mL	NA	NA	NA				NA	NA
Total Pu	0.45 µ (AMP)	Rad	pCi/mL	5.27E+05 ± 1.32E+05	5.14E+05 ± 1.29E+05	5.25E+05 ± 1.31E+05				5.22E+05	7.07E+03
Total Pu	0.1 µ (AMP)	Rad	pCi/mL	7.11E+05 ± 1.78E+05	7.58E+05 ± 1.90E+05	8.84E+05 ± 2.21E+05				7.84E+05	8.91E+04
Total Pu	0.02 µ (AMP)	Rad	pCi/mL	7.94E+05 ± 1.98E+05	7.95E+05 ± 1.99E+05	9.32E+05 ± 2.33E+05				8.40E+05	7.94E+04
²³⁵ U	acid digested	ICP-MS	pCi/mL	4.92E+00 ± 1.23E+00	4.97E+00 ± 1.24E+00	4.87E+00 ± 1.22E+00				4.92E+00	5.00E-02
²³⁵ U	0.45 µ (AMP)	ICP-MS	pCi/mL	bdl ± bdl	bdl ± bdl	bdl ± bdl				bdl	bdl
²³⁵ U	0.1 µ (AMP)	ICP-MS	pCi/mL	1.94E+00 ± 4.85E-01	3.88E+00 ± 9.69E-01	3.94E+00 ± 9.86E-01				3.25E+00	1.14E+00
²³⁵ U	0.02 µ (AMP)	ICP-MS	pCi/mL	3.74E+00 ± 9.36E-01	3.95E+00 ± 9.87E-01	3.70E+00 ± 9.25E-01				3.80E+00	1.32E-01
²³⁸ U	acid digested	ICP-MS	pCi/mL	1.09E+00 ± 2.73E-01	1.11E+00 ± 2.78E-01	1.08E+00 ± 2.70E-01				4.92E+00	5.00E-02
²³⁸ U	0.45 µ (AMP)	ICP-MS	pCi/mL	bdl ± bdl	2.61E-03 ± 6.54E-04	2.08E-02 ± 5.20E-03				1.17E-02	1.29E-02
²³⁸ U	0.1 µ (AMP)	ICP-MS	pCi/mL	5.54E-01 ± 1.38E-01	1.15E+00 ± 2.87E-01	1.15E+00 ± 2.86E-01				9.49E-01	3.42E-01
²³⁸ U	0.02 µ (AMP)	ICP-MS	pCi/mL	1.04E+00 ± 2.59E-01	1.04E+00 ± 2.59E-01	1.05E+00 ± 2.62E-01				1.04E+00	7.54E-03
Total U	acid digested	ICP-MS	mg/L	6.44E+00 ± 1.61E+00	6.53E+00 ± 1.63E+00	6.39E+00 ± 1.60E+00				6.45E+00	7.09E-02
Total U	0.45 µ (AMP)	ICP-MS	mg/L	bdl ± bdl	7.85E-03 ± 1.96E-03	6.25E-02 ± 1.56E-02				3.52E-02	3.86E-02
Total U	0.1 µ (AMP)	ICP-MS	mg/L	2.90E+00 ± 7.25E-01	5.93E+00 ± 1.48E+00	5.97E+00 ± 1.49E+00				4.93E+00	1.76E+00
Total U	0.02 µ (AMP)	ICP-MS	mg/L	5.58E+00 ± 1.40E+00	5.69E+00 ± 1.42E+00	5.61E+00 ± 1.40E+00				5.63E+00	5.69E-02
²³⁷ Np	acid digested	ICP-MS	pCi/mL	1.18E+02 ± 2.95E+01	1.23E+02 ± 3.08E+01	1.16E+02 ± 2.90E+01				1.19E+02	3.56E+00
²³⁷ Np	0.45 µ (AMP)	ICP-MS	pCi/mL	bdl ± bdl	bdl ± bdl	bdl ± bdl				bdl	bdl
²³⁷ Np	0.1 µ (AMP)	ICP-MS	pCi/mL	6.29E+01 ± 1.57E+01	1.17E+02 ± 2.92E+01	1.26E+02 ± 3.16E+01				1.02E+02	3.41E+01
²³⁷ Np	0.02 µ (AMP)	ICP-MS	pCi/mL	1.31E+02 ± 3.27E+01	1.42E+02 ± 3.56E+01	1.28E+02 ± 3.21E+01				1.34E+02	7.36E+00

Note: NA = no sample analyzed, bdl = below detection limit, upper limit and mda = error on a less than value matches the less than value.

*Sample preparation identifies the level of filtration used on the sample. AMP signifies AMP treatment on the sample prior to analysis.

#Analysis conducted using gamma spectroscopy after cesium removal.

\$Analysis conducted using more specific Am separation and radiocounting methodology.

Analyte	Sample Preparation*	Method	Units	Sample			Average	Standard Deviation
				1	2	3		
²⁴¹ Am	0.45 µ (AMP)	Rad#	pCi/mL	< 7.20E+02 ± upper limit	< 1.37E+03 ± upper limit	< 3.93E+03 ± upper limit	< 3.93E+03	upper limit
²⁴¹ Am	0.1 µ (AMP)	Rad\$	pCi/mL	2.99E+01 ± 7.47E+00	2.24E+02 ± 3.26E+01	2.27E+02 ± 3.67E+01	1.60E+02	1.13E+02
²⁴¹ Am	0.02 µ (AMP)	Rad\$	pCi/mL	< 1.20E+03 ± mda	3.37E+02 ± 8.97E+01	< 2.88E+02 ± mda	3.37E+02	8.97E+01
²⁴² Am	0.45 µ (AMP)	Rad\$	pCi/mL	< 2.82E+02 ± mda	< 9.65E+02 ± mda	< 3.36E+03 ± mda	< 3.36E+03	mda
²⁴³ Am	0.45 µ (AMP)	Rad\$	pCi/mL	< 2.65E+02 ± mda	< 9.47E+02 ± mda	< 2.89E+02 ± mda	< 9.47E+02	mda
⁹⁹ Tc	0.45 µ (AMP)	Rad	pCi/mL	NA	NA	NA	NA	NA
⁹⁹ Tc	unfiltered	Rad	pCi/mL	1.42E+06 ± 3.55E+05	NA	NA	1.42E+06	8.16E+04
⁹⁹ Tc	acid digested	ICP-MS	pCi/mL	1.47E+05 ± 3.68E+04	1.46E+05 ± 3.50E+04	1.44E+05 ± 3.48E+04	1.46E+05	1.53E+03
⁹⁹ Tc	0.45 µ (AMP)	ICP-MS	pCi/mL	bdl ± bdl	bdl ± bdl	bdl ± bdl	bdl	bdl
⁹⁹ Tc	0.1 µ (AMP)	ICP-MS	pCi/mL	7.32E+04 ± 1.83E+04	1.49E+05 ± 3.73E+04	1.54E+05 ± 3.85E+04	1.25E+05	4.53E+04
⁹⁹ Tc	0.02 µ (AMP)	ICP-MS	pCi/mL	1.59E+05 ± 3.98E+04	1.55E+05 ± 3.88E+04	1.56E+05 ± 3.90E+04	1.57E+05	2.22E+03
Gross α	acid digestion	Rad	pCi/mL	5.72E+05 ± 1.43E+05	5.85E+05 ± 5.85E+04	6.08E+05 ± 6.08E+04	5.88E+05	1.84E+04
Gross α	0.45 µ (AMP)	Rad	pCi/mL	NA	NA	NA	NA	NA
Beta	acid digestion	Rad	pCi/mL	7.48E+08 ± 7.48E+07	7.66E+08 ± 7.66E+07	7.60E+08 ± 7.60E+07	7.58E+08	8.93E+06
Beta	0.45 µ (no AMP)	Rad	pCi/mL	7.43E+08 ± 7.43E+07	7.36E+08 ± 7.36E+07	7.51E+08 ± 7.51E+07	7.43E+08	7.51E+06
Tritium	acid digestion	Rad	pCi/mL	1.04E+05 ± 1.04E+04	NA	NA	1.04E+05	1.04E+04
¹⁴ C	unfiltered	Rad	pCi/mL	1.55E+03 ± 8.16E+04	NA	NA	1.55E+03	8.16E+04
¹⁴ C	0.45 µ (No AMP)	Rad	pCi/mL	< 3.38E+02 ± upper limit	NA	NA	< 3.38E+02	upper limit
¹²⁹ I	unfiltered	Rad	pCi/mL	< 4.56E+01 ± mda	NA	NA	< 4.56E+01	mda
¹²⁹ I	0.45 µ (No AMP)	Rad	pCi/mL	< 1.14E+02 ± mda	NA	NA	< 1.14E+02	mda
²⁶ Al	0.45 µ (No AMP)	Rad	pCi/mL	< 1.54E+02 ± mda	< 1.39E+02 ± mda	< 1.58E+02 ± mda	< 1.58E+02	mda
⁶⁰ Co	0.45 µ (No AMP)	Rad	pCi/mL	< 2.31E+02 ± mda	< 2.32E+02 ± mda	< 2.40E+02 ± mda	< 2.40E+02	mda
⁹⁴ Nb	0.45 µ (No AMP)	Rad	pCi/mL	< 2.87E+02 ± mda	< 2.67E+02 ± mda	< 2.87E+02 ± mda	< 2.87E+02	mda
¹⁰⁶ Ru	0.45 µ (No AMP)	Rad	pCi/mL	6.64E+03 ± 6.84E+02	6.21E+03 ± 7.12E+02	5.30E+03 ± 6.95E+02	6.05E+03	6.83E+02
¹²⁵ Sb	0.45 µ (No AMP)	Rad	pCi/mL	1.07E+04 ± 2.58E+02	1.02E+04 ± 2.57E+02	1.09E+04 ± 2.72E+02	1.09E+04	2.72E+02
¹²⁶ Sb	0.45 µ (No AMP)	Rad	pCi/mL	9.63E+02 ± 5.84E+01	1.02E+03 ± 6.14E+01	9.71E+02 ± 4.73E+01	9.85E+02	3.09E+01
¹²⁶ Sn	0.45 µ (No AMP)	Rad	pCi/mL	9.63E+02 ± 1.53E+02	6.46E+02 ± 1.21E+02	6.09E+02 ± 9.66E+01	7.39E+02	1.95E+02
¹⁴⁴ Ce	0.45 µ (No AMP)	Rad	pCi/mL	< 1.42E+03 ± mda	< 1.46E+03 ± mda	< 1.51E+03 ± mda	< 1.51E+03	mda
¹⁵² Eu	0.45 µ (No AMP)	Rad	pCi/mL	< 1.84E+03 ± mda	< 1.78E+03 ± mda	< 1.87E+03 ± mda	< 1.87E+03	mda
¹⁵⁴ Eu	0.45 µ (No AMP)	Rad	pCi/mL	2.01E+03 ± 9.88E+01	2.30E+03 ± 1.15E+02	2.11E+03 ± 1.04E+02	2.14E+03	1.51E+02
¹⁵⁵ Eu	0.45 µ (No AMP)	Rad	pCi/mL	< 8.59E+02 ± mda	< 8.51E+02 ± mda	< 9.03E+02 ± mda	< 9.03E+02	mda
²³¹ Pa	0.45 µ (No AMP)	Rad	pCi/mL	NA	NA	NA	NA	NA
²³² U	acid digested	Rad	pCi/mL	< 3.23E+02 ± upper limit	< 2.00E+02 ± upper limit	< 1.92E+02 ± upper limit	< 3.23E+02	upper limit
⁵⁹ Ni	acid digested	Rad	pCi/mL	< 3.89E+02 ± mda	< 3.95E+02 ± mda	< 4.90E+02 ± mda	< 4.90E+02	mda
⁶³ Ni	acid digested	Rad	pCi/mL	< 5.13E+03 ± mda	< 4.99E+03 ± mda	< 3.93E+03 ± mda	< 5.13E+03	mda
¹⁴⁷ Pm	acid digested	Rad	pCi/mL	< 6.55E+04 ± upper limit	< 5.22E+04 ± upper limit	< 5.41E+04 ± upper limit	< 6.55E+04	upper limit
¹⁵¹ Sm	acid digested	Rad	pCi/mL	< 1.31E+05 ± upper limit	< 1.01E+05 ± upper limit	< 1.00E+05 ± upper limit	< 1.31E+05	upper limit
⁷⁹ Se	acid digested	Rad	pCi/mL	< 6.02E+03 ± upper limit	< 4.58E+03 ± upper limit	< 4.40E+03 ± upper limit	< 6.02E+03	upper
²⁴² Cm/ ²⁵² Cf	0.45 µ (No AMP)	Rad	pCi/mL	< 1.58E+01 ± mda	< 1.94E+01 ± mda	3.37E+00 ± 1.95E-02	3.37E+00	1.95E-02
²⁴³ Cm	0.45 µ (No AMP)	Rad	pCi/mL	< 5.50E+02 ± mda	< 6.97E+02 ± mda	< 4.13E+02 ± mda	< 6.97E+02	mda
²⁴⁴ Cm	0.45 µ (No AMP)	Rad	pCi/mL	5.21E+03 ± 9.90E+02	3.74E+03 ± 7.11E+02	3.96E+03 ± 7.52E+02	4.30E+03	7.94E+02
²⁴⁹ Cf	0.45 µ (No AMP)	Rad	pCi/mL	< 4.32E+02 ± mda	< 6.51E+02 ± mda	< 3.37E+02 ± mda	< 6.51E+02	mda
²⁵¹ Cf	0.45 µ (No AMP)	Rad	pCi/mL	< 4.85E+02 ± upper limit	< 6.48E+02 ± upper limit	< 3.37E+02 ± upper limit	< 6.48E+02	upper limit

Note: NA = no sample analyzed, bdl = below detection limit, upper limit and mda = error on a less than value matches the less than value.

*Sample preparation identifies the level of filtration used on the sample. AMP signifies AMP treatment on the sample prior to analysis.

#Analysis conducted using gamma spectroscopy after cesium removal.

\$Analysis conducted using more specific Am separation and radiocounting methodology.

6.4.2 Tank 39H Salt and Organic Species

Sample				Sample										Standard	
Analyte	Preparation*	Method	Units		1			2			3			Average	Deviation
Na	0.45 μ	ICPES	M	6.07E+00	±	6.07E-01	6.00E+00	±	6.00E-01	6.08E+00	±	6.08E-01	6.05E+00	4.36E-02	
Na	0.45 μ (AMP)	ICPES	M	6.47E+00	±	6.47E-01	6.42E+00	±	6.42E-01	6.45E+00	±	6.45E-01	6.45E+00	2.52E-02	
Na	0.45 μ (AMP)	AA	M		NA			NA			NA		NA	NA	
K	unfiltered	ICPES	M	<1.34E-01	±	mdl	< 1.62E-01	±	mdl		NA		< 1.34E-01	mdl	
K	0.45 μ (AMP)	ICPES	M	5.86E-02	±	5.86E-03	9.64E-02	±	9.64E-03	3.94E-02	±	3.94E-03	6.48E-02	2.90E-02	
K	0.45 μ	AA	M		NA			NA			NA		NA	NA	
Al	0.45 μ	ICPES	M	< 5.04E-04	±	mdl	< 5.04E-04	±	mdl	< 5.04E-04	±	mdl	< 5.04E-04	mdl	
As	0.45 μ (AMP)	AA	mg/L	< 2.75E-01	±	mdl	< 2.75E-01	±	mdl		NA		< 2.75E-01	mdl	
Se	0.45 μ (AMP)	AA	mg/L	< 1.86E+00	±	mdl	< 1.86E+00	±	mdl		NA		< 1.86E+00	mdl	
Hg	0.45 μ (AMP)	AA	mg/L	< 6.04E-01	±	mdl	< 6.04E-01	±	mdl		NA		< 6.04E-01	mdl	
Total Base	unfiltered	Titration	M	3.12E+00	±	3.12E-01	2.98E+00	±	2.98E-01	2.84E+00	±	2.84E-01	2.98E+00	1.42E-01	
Free OH-	unfiltered	Titration	M	2.32E+00	±	2.32E-01	2.40E+00	±	2.40E-01	2.18E+00	±	2.18E-01	2.30E+00	1.11E-01	
CO32-	unfiltered	Titration	M	< 3.90E-02	±	mdl	< 3.90E-02	±	mdl	< 4.00E-02	±	mdl	< 4.00E-02	mdl	
Al(OH)4-	unfiltered	Titration	M	6.73E-01	±	6.73E-02	6.55E-01	±	6.55E-02	6.21E-01	±	6.21E-02	6.50E-01	2.64E-02	
NO3-	unfiltered	IC	M	2.30E+00	±	2.30E-01		NA			NA		2.30E+00	2.30E-01	
NO2-	unfiltered	IC	M	4.92E-01	±	4.92E-02		NA			NA		4.92E-01	4.92E-02	
SO42-	unfiltered	IC	M	9.05E-02	±	9.05E-03		NA			NA		9.05E-02	9.05E-03	
PO43-	unfiltered	IC	M	< 2.38E-02	±	mdl		NA			NA		< 2.38E-02	mdl	
F-	unfiltered	IC	M	< 2.38E-02	±	mdl		NA			NA		< 2.38E-02	mdl	
Cl-	unfiltered	IC	M	< 1.28E-02	±	mdl		NA			NA		< 1.28E-02	mdl	
Br-	unfiltered	IC	M		NA			NA			NA		NA	NA	
C2O42-	unfiltered	IC	M		NA			NA			NA		NA	NA	
CHO2	unfiltered	IC	M		NA			NA			NA		NA	NA	
TBP	unfiltered	IC	mg/L	< 1.06E+00	±	mdl		NA			NA		< 1.06E+00	mdl	
DBP	unfiltered	IC	mg/L	< 1.09E+02	±	mdl		NA			NA		< 1.09E+02	mdl	
VOA	unfiltered	GC-MS	mg/L	9.77E+00	±	9.77E-01		NA			NA		9.77E+00	9.77E-01	
SVOA	unfiltered	GC-MS	mg/L	< 2.12E+01	±	mdl		NA			NA		< 2.12E+01	mdl	
TIC	unfiltered	Titration	mg/L	5.76E+02	±	1.44E+02	6.50E+02	±	1.63E+02	8.51E+02	±	4.26E+02	6.92E+02	1.42E+02	
TOC	unfiltered	Titration	mg/L	1.36E+03	±	3.40E+02	1.11E+03	±	2.77E+02	5.77E+02	±	2.89E+02	1.01E+03	3.99E+02	
Total C	unfiltered	Titration	mg/L	1.93E+03	±	4.84E+02	1.76E+03	±	4.39E+02	1.43E+03	±	7.15E+02	1.71E+03	2.56E+02	

Note: NA = no sample analyzed, mda and mdl = method detection (error on a less than value matches the less than value).

*Sample preparation identifies the level of filtration used on the sample. AMP signifies AMP treatment on the sample prior to analysis.

6.4.3 Tank 39H ICP-ES Characterization

Analyte	Sample Preparation*	Method	Units	Sample			Average	Standard Deviation
				1	2	3		
Ag	unfiltered	ICPES	mg/L	< 8.22E+00	mdl	< 9.96E+00	NA	< 9.96E+00
Ag	0.45 µ (AMP)	ICPES	mg/L	< 4.39E-01	± mdl	< 4.39E-01	± mdl	< 4.39E-01
Ag	0.1 µ (AMP)	ICPES	mg/L	2.99E-01	± 2.99E-02	3.09E-01	± 3.09E-02	3.02E-01
Ag	0.02 µ (AMP)	ICPES	mg/L	2.44E-01	± 2.44E-02	3.80E-01	± 3.80E-02	4.18E-01
Al	unfiltered	ICPES	M	3.49E-01	± 3.49E-02	3.47E-01	± 3.47E-02	NA
Al	0.45 µ (AMP)	ICPES	M	< 5.04E-04	± mdl	< 5.04E-04	± mdl	< 5.04E-04
Al	0.1 µ (AMP)	ICPES	M	3.30E-01	± 3.30E-02	3.29E-01	± 3.29E-02	3.30E-01
Al	0.02 µ (AMP)	ICPES	M	3.11E-01	± 3.11E-02	3.13E-01	± 3.13E-02	3.12E-01
B	unfiltered	ICPES	mg/L	< 8.88E+02	± mdl	< 1.08E+03	± mdl	NA
B	0.45 µ (AMP)	ICPES	mg/L	< 7.25E+00	± mdl	< 7.25E+00	± mdl	< 7.25E+00
B	0.1 µ (AMP)	ICPES	mg/L	2.15E+02	± 2.15E+01	2.15E+02	± 2.15E+01	2.15E+02
B	0.02 µ (AMP)	ICPES	mg/L	2.09E+02	± 2.09E+01	2.09E+02	± 2.09E+01	2.09E+02
Ba	unfiltered	ICPES	mg/L	< 8.22E+00	± mdl	< 9.96E+00	± mdl	NA
Ba	0.45 µ (AMP)	ICPES	mg/L	1.26E+00	± 1.26E-01	1.43E+00	± 1.43E-01	1.35E+00
Ba	0.1 µ (AMP)	ICPES	mg/L	1.08E+00	± 1.08E-01	1.21E+00	± 1.21E-01	1.22E+00
Ba	0.02 µ (AMP)	ICPES	mg/L	7.97E-01	± 7.97E-02	8.90E-01	± 8.90E-02	1.06E+00
Ca	unfiltered	ICPES	mg/L	< 2.48E+02	± mdl	< 3.01E+02	± mdl	NA
Ca	0.45 µ (AMP)	ICPES	mg/L	4.92E+01	± 4.92E+00	4.75E+02	± 4.75E+01	4.78E+01
Ca	0.1 µ (AMP)	ICPES	mg/L	4.26E+01	± 4.26E+00	4.29E+01	± 4.29E+00	4.32E+01
Ca	0.02 µ (AMP)	ICPES	mg/L	4.12E+01	± 4.12E+00	4.13E+01	± 4.13E+00	4.18E+01
Cd	unfiltered	ICPES	mg/L	< 1.10E+01	± mdl	< 1.33E+01	± mdl	NA
Cd	0.45 µ (AMP)	ICPES	mg/L	< 1.32E+00	± mdl	< 1.32E+00	± mdl	< 1.32E+00
Cd	0.1 µ (AMP)	ICPES	mg/L	< 6.63E-01	± mdl	< 6.62E-01	± mdl	< 6.64E-01
Cd	0.02 µ (AMP)	ICPES	mg/L	< 6.51E-01	± mdl	< 6.51E-01	± mdl	< 6.51E-01
Ce	unfiltered	ICPES	mg/L	< 1.36E+02	± mdl	< 1.65E+02	± mdl	NA
Ce	0.45 µ (AMP)	ICPES	mg/L	2.03E+01	± 2.03E+00	2.42E+01	± 2.42E+00	2.39E+01
Ce	0.1 µ (AMP)	ICPES	mg/L	1.63E+01	± 1.63E+00	1.71E+01	± 1.71E+00	1.68E+01
Ce	0.02 µ (AMP)	ICPES	mg/L	1.11E+01	± 1.11E+00	1.25E+01	± 1.25E+00	1.39E+01
Cr	unfiltered	ICPES	mg/L	8.93E+01	± 8.93E+00	8.83E+01	± 8.83E+00	NA
Cr	0.45 µ (AMP)	ICPES	mg/L	< 4.39E+00	± mdl	< 4.39E+00	± mdl	< 4.39E+00
Cr	0.1 µ (AMP)	ICPES	mg/L	1.00E+02	± 1.00E+01	9.99E+01	± 9.99E+00	9.90E+01
Cr	0.02 µ (AMP)	ICPES	mg/L	9.60E+01	± 9.60E+00	9.66E+01	± 9.66E+00	9.66E+01
Cu	unfiltered	ICPES	mg/L	< 1.70E+01	± mdl	< 2.06E+01	± mdl	NA
Cu	0.45 µ (AMP)	ICPES	mg/L	< 1.10E+00	± mdl	< 1.10E+00	± mdl	< 1.10E+00
Cu	0.1 µ (AMP)	ICPES	mg/L	5.86E-01	± 5.86E-02	7.12E-01	± 7.12E-02	6.75E-01
Cu	0.02 µ (AMP)	ICPES	mg/L	8.90E-01	± 8.90E-02	8.62E-01	± 8.62E-02	9.87E-01
Fe	unfiltered	ICPES	mg/L	< 1.21E+01	± mdl	< 1.46E+01	± mdl	NA
Fe	0.45 µ (AMP)	ICPES	mg/L	1.44E+01	± 1.44E+00	6.53E+00	± 6.53E-01	1.92E+00
Fe	0.1 µ (AMP)	ICPES	mg/L	6.97E+00	± 6.97E-01	7.29E+00	± 7.29E-01	7.30E+00
Fe	0.02 µ (AMP)	ICPES	mg/L	7.00E+00	± 7.00E-01	7.21E+00	± 7.21E-01	7.92E+00
Gd	unfiltered	ICPES	mg/L	< 1.48E+01	± mdl	< 1.79E+01	± mdl	NA
Gd	0.45 µ (AMP)	ICPES	mg/L	2.41E+00	± 2.41E-01	2.76E+00	± 2.76E-01	2.78E+00
Gd	0.1 µ (AMP)	ICPES	mg/L	2.05E+00	± 2.05E-01	2.11E+00	± 2.11E-01	2.10E+00
Gd	0.02 µ (AMP)	ICPES	mg/L	1.28E+00	± 1.28E-01	1.46E+00	± 1.46E-01	1.59E+00
K	0.45	ICPES	M	< 1.34E-01	± mdl	< 1.62E-01	± mdl	NA
K	0.45 µ (AMP)	ICPES	M	5.86E-03	± 5.86E-04	9.64E-03	± 9.64E-04	3.94E-03
K	0.1 µ (AMP)	ICPES	M	1.97E-02	± 1.97E-03	2.00E-02	± 2.00E-03	2.01E-02
K	0.02 µ (AMP)	ICPES	M	1.91E-02	± 1.91E-03	1.98E-02	± 1.98E-03	2.18E-02
La	unfiltered	ICPES	mg/L	< 1.10E+01	± mdl	< 1.33E+01	± mdl	NA
La	0.45 µ (AMP)	ICPES	mg/L	2.99E+00	± 2.99E-01	3.10E+00	± 3.10E-01	3.09E+00
La	0.1 µ (AMP)	ICPES	mg/L	2.46E+00	± 2.46E-01	2.58E+00	± 2.58E-01	2.53E+00
La	0.02 µ (AMP)	ICPES	mg/L	1.36E+00	± 1.36E-01	1.59E+00	± 1.59E-01	1.83E+00
Li	unfiltered	ICPES	mg/L	< 4.66E+01	± mdl	< 5.64E+01	± mdl	NA
Li	0.45 µ (AMP)	ICPES	mg/L	5.55E+00	± 5.55E-01	6.70E+00	± 6.70E-01	6.59E+00
Li	0.1 µ (AMP)	ICPES	mg/L	4.30E+00	± 4.30E-01	4.42E+00	± 4.42E-01	4.38E+00
Li	0.02 µ (AMP)	ICPES	mg/L	2.76E+00	± 2.76E-01	3.28E+00	± 3.28E-01	3.77E+00
Mg	unfiltered	ICPES	mg/L	< 3.40E+01	± mdl	< 4.12E+01	± mdl	NA
Mg	0.45 µ (AMP)	ICPES	mg/L	7.58E+00	± 7.58E-01	7.58E+00	± 7.58E-01	8.46E+00
Mg	0.1 µ (AMP)	ICPES	mg/L	8.13E+00	± 8.13E-01	8.17E+00	± 8.17E-01	8.19E+00
Mg	0.02 µ (AMP)	ICPES	mg/L	7.87E+00	± 7.87E-01	7.87E+00	± 7.87E-01	7.87E+00
Mn	unfiltered	ICPES	mg/L	< 1.21E+01	± mdl	< 1.46E+01	± mdl	NA
Mn	0.45 µ (AMP)	ICPES	mg/L	< 3.29E-01	± mdl	< 3.29E-01	± mdl	< 3.29E-01
Mn	0.1 µ (AMP)	ICPES	mg/L	3.70E-01	± 3.70E-02	4.03E-01	± 4.03E-02	4.31E-01
Mn	0.02 µ (AMP)	ICPES	mg/L	4.12E-01	± 4.12E-02	4.45E-01	± 4.45E-02	5.70E-01

Note: NA = no sample analyzed, mdl = method detection (error on a less than value matches the less than value).

*Sample preparation identifies the level of filtration used on the sample. AMP signifies AMP treatment on the sample prior to analysis.

Sample				Sample			Standard	
Analyte	Preparation*	Method	Units	1	2	3	Average	Deviation
Mo	unfiltered	ICPES	mg/L	< 1.12E+02 ± mdl	< 1.35E+02 ± mdl	NA	< 1.35E+02	mdl
Mo	0.45 µ (AMP)	ICPES	mg/L	8.73E+00 ± 8.73E-01	9.83E+00 ± 9.83E-01	8.62E+00 ± 8.62E-01	9.06E+00	6.69E-01
Mo	0.1 µ (AMP)	ICPES	mg/L	3.80E+01 ± 3.80E+00	3.64E+01 ± 3.64E+00	3.55E+01 ± 3.55E+00	3.66E+01	1.27E+00
Mo	0.02 µ (AMP)	ICPES	mg/L	3.36E+01 ± 3.36E+00	3.62E+00 ± 3.62E-01	3.41E+01 ± 3.41E+00	2.38E+01	1.75E+01
Na	unfiltered	ICPES	M	6.84E+00 ± 6.84E-01	6.70E+00 ± 6.70E-01	NA	6.77E+00	9.90E-02
Na	0.45 µ (AMP)	ICPES	M	6.47E+00 ± 6.47E-01	6.42E+00 ± 6.42E-01	6.45E+00 ± 6.45E-01	6.45E+00	2.52E-02
Na	0.1 µ (AMP)	ICPES	M	5.84E+00 ± 5.84E-01	5.64E+00 ± 5.64E-01	5.31E+00 ± 5.31E-01	5.60E+00	2.68E-01
Na	0.02 µ (AMP)	ICPES	M	6.11E+00 ± 6.11E-01	6.08E+00 ± 6.08E-01	6.06E+00 ± 6.06E-01	6.08E+00	2.52E-02
Ni	unfiltered	ICPES	mg/L	< 4.11E+01 ± mdl	< 4.98E+01 ± mdl	NA	< 4.98E+01	mdl
Ni	0.45 µ (AMP)	ICPES	mg/L	5.16E+00 ± 5.16E-01	< 4.94E+00 ± mdl	< 4.94E+00 ± mdl	5.16E+00	5.16E-01
Ni	0.1 µ (AMP)	ICPES	mg/L	2.53E+00 ± 2.53E-01	< 2.48E+00 ± mdl	< 2.49E+00 ± mdl	2.53E+00	2.53E-01
Ni	0.02 µ (AMP)	ICPES	mg/L	< 2.44E+00 ± mdl	3.06E+00 ± 3.06E-01	2.49E+00 ± 2.49E-01	2.78E+00	4.03E-01
P	unfiltered	ICPES	mg/L	< 2.66E+02 ± mdl	< 3.22E+02 ± mdl	NA	< 3.22E+02	mdl
P	0.45 µ (AMP)	ICPES	mg/L	< 4.60E+01 ± mdl	< 4.60E+01 ± mdl	< 4.60E+01 ± mdl	< 4.60E+01	mdl
P	0.1 µ (AMP)	ICPES	mg/L	1.44E+02 ± 1.44E+01	1.48E+02 ± 1.48E+01	1.42E+02 ± 1.42E+01	1.45E+02	3.06E+00
P	0.02 µ (AMP)	ICPES	mg/L	1.41E+02 ± 1.41E+01	1.45E+02 ± 1.45E+01	1.44E+02 ± 1.44E+01	1.43E+02	2.08E+00
Pb	unfiltered	ICPES	mg/L	< 1.35E+02 ± mdl	< 1.63E+02 ± mdl	NA	< 1.63E+02	mdl
Pb	0.45 µ (AMP)	ICPES	mg/L	< 3.14E+01 ± mdl	< 3.14E+01 ± mdl	< 3.14E+01 ± mdl	< 3.14E+01	mdl
Pb	0.1 µ (AMP)	ICPES	mg/L	< 1.58E+01 ± mdl	< 1.58E+01 ± mdl	< 1.58E+01 ± mdl	< 1.58E+01	mdl
Pb	0.02 µ (AMP)	ICPES	mg/L	< 1.55E+01 ± mdl	< 1.55E+01 ± mdl	< 1.55E+01 ± mdl	< 1.55E+01	mdl
S	unfiltered	ICPES	mg/L	3.48E+03 ± 3.48E+02	3.36E+03 ± 3.36E+02	NA	3.42E+03	8.49E+01
S	0.45 µ (AMP)	ICPES	mg/L	1.58E+01 ± 1.58E+00	1.67E+01 ± 1.67E+00	1.67E+01 ± 1.67E+00	1.64E+01	5.20E-01
S	0.1 µ (AMP)	ICPES	mg/L	3.73E+03 ± 3.73E+02	3.74E+03 ± 3.74E+02	3.69E+03 ± 3.69E+02	3.72E+03	2.65E+01
S	0.02 µ (AMP)	ICPES	mg/L	3.69E+03 ± 3.69E+02	3.70E+03 ± 3.70E+02	3.72E+03 ± 3.72E+02	3.70E+03	1.53E+01
Sb	unfiltered	ICPES	mg/L	< 8.28E+01 ± mdl	< 1.00E+02 ± mdl	NA	< 1.00E+02	mdl
Sb	0.45 µ (AMP)	ICPES	mg/L	< 7.80E+00 ± mdl	< 7.80E+00 ± mdl	< 7.80E+00 ± mdl	< 7.80E+00	mdl
Sb	0.1 µ (AMP)	ICPES	mg/L	2.75E+01 ± 2.75E+00	2.73E+01 ± 2.73E+00	2.75E+01 ± 2.75E+00	2.74E+01	1.15E-01
Sb	0.02 µ (AMP)	ICPES	mg/L	2.58E+01 ± 2.58E+00	2.74E+01 ± 2.74E+00	2.69E+01 ± 2.69E+00	2.67E+01	8.36E-01
Si	unfiltered	ICPES	mg/L	< 2.03E+01 ± mdl	< 2.46E+01 ± mdl	NA	< 2.46E+01	mdl
Si	0.45 µ (AMP)	ICPES	mg/L	< 2.75E+00 ± mdl	< 2.75E+00 ± mdl	< 2.75E+00 ± mdl	< 2.75E+00	mdl
Si	0.1 µ (AMP)	ICPES	mg/L	1.07E+01 ± 1.07E+00	1.09E+01 ± 1.09E+00	1.09E+01 ± 1.09E+00	1.08E+01	1.15E-01
Si	0.02 µ (AMP)	ICPES	mg/L	9.66E+00 ± 9.66E-01	9.66E+00 ± 9.66E-01	9.66E+00 ± 9.66E-01	9.66E+00	0.00E+00
Sn	unfiltered	ICPES	mg/L	< 1.34E+02 ± mdl	< 1.63E+02 ± mdl	NA	< 1.63E+02	mdl
Sn	0.45 µ (AMP)	ICPES	mg/L	1.31E+01 ± 1.31E+00	1.35E+01 ± 1.35E+00	1.48E+01 ± 1.48E+00	1.38E+01	8.89E-01
Sn	0.1 µ (AMP)	ICPES	mg/L	1.36E+01 ± 1.36E+00	1.42E+01 ± 1.42E+00	1.43E+01 ± 1.43E+00	1.40E+01	3.79E-01
Sn	0.02 µ (AMP)	ICPES	mg/L	1.38E+01 ± 1.38E+00	1.22E+01 ± 1.22E+00	1.43E+01 ± 1.43E+00	1.34E+01	1.10E+00
Sr	unfiltered	ICPES	mg/L	< 5.48E+01 ± mdl	< 6.64E+01 ± mdl	NA	< 6.64E+01	mdl
Sr	0.45 µ (AMP)	ICPES	mg/L	1.11E+01 ± 1.11E+00	1.08E+01 ± 1.08E+00	1.09E+01 ± 1.09E+00	1.09E+01	1.53E-01
Sr	0.1 µ (AMP)	ICPES	mg/L	1.11E+01 ± 1.11E+00	1.11E+01 ± 1.11E+00	1.12E+01 ± 1.12E+00	1.11E+01	5.77E-02
Sr	0.02 µ (AMP)	ICPES	mg/L	9.71E+00 ± 9.71E-01	9.98E+00 ± 9.98E-01	9.87E+00 ± 9.87E-01	9.85E+00	1.36E-01
Ti	unfiltered	ICPES	mg/L	< 3.29E+00 ± mdl	< 3.98E+00 ± mdl	NA	< 3.98E+00	mdl
Ti	0.45 µ (AMP)	ICPES	mg/L	< 1.43E+00 ± mdl	< 1.43E+00 ± mdl	< 1.43E+00 ± mdl	< 1.43E+00	mdl
Ti	0.1 µ (AMP)	ICPES	mg/L	< 7.19E-01 ± mdl	< 7.18E-01 ± mdl	< 7.19E-01 ± mdl	< 7.19E-01	mdl
Ti	0.02 µ (AMP)	ICPES	mg/L	< 7.05E-01 ± mdl	< 7.05E-01 ± mdl	< 7.05E-01 ± mdl	< 7.05E-01	mdl
U	unfiltered	ICPES	mg/L	< 4.14E+02 ± mdl	< 5.01E+02 ± mdl	NA	< 5.01E+02	mdl
U	0.45 µ (AMP)	ICPES	mg/L	4.52E+01 ± 4.52E+00	5.44E+01 ± 5.44E+00	5.11E+01 ± 5.11E+00	5.02E+01	4.66E+00
U	0.1 µ (AMP)	ICPES	mg/L	3.96E+01 ± 3.96E+00	4.18E+01 ± 4.18E+00	4.65E+02 ± 4.65E+01	1.82E+02	2.45E+02
U	0.02 µ (AMP)	ICPES	mg/L	2.96E+01 ± 2.96E+00	3.43E+01 ± 3.43E+00	3.67E+01 ± 3.67E+00	3.35E+01	3.61E+00
V	unfiltered	ICPES	mg/L	< 6.03E+00 ± mdl	< 7.30E+00 ± mdl	NA	< 7.30E+00	mdl
V	0.45 µ (AMP)	ICPES	mg/L	< 1.21E+00 ± mdl	< 1.21E+00 ± mdl	< 1.21E+00 ± mdl	< 1.21E+00	mdl
V	0.1 µ (AMP)	ICPES	mg/L	3.88E+00 ± 3.88E-01	4.26E+00 ± 4.26E-01	3.59E+00 ± 3.59E-01	3.91E+00	3.36E-01
V	0.02 µ (AMP)	ICPES	mg/L	3.70E+00 ± 3.70E-01	3.99E+00 ± 3.99E-01	4.12E+00 ± 4.12E-01	3.94E+00	2.15E-01
Zn	unfiltered	ICPES	mg/L	< 3.01E+01 ± mdl	< 3.65E+01 ± mdl	NA	< 3.65E+01	mdl
Zn	0.45 µ (AMP)	ICPES	mg/L	< 2.20E-01 ± mdl	< 2.20E-01 ± mdl	< 2.20E-01 ± mdl	< 2.20E-01	mdl
Zn	0.1 µ (AMP)	ICPES	mg/L	1.68E+00 ± 1.68E-01	1.73E+00 ± 1.73E-01	1.71E+00 ± 1.71E-01	1.71E+00	2.52E-02
Zn	0.02 µ (AMP)	ICPES	mg/L	3.27E+00 ± 3.27E-01	3.34E+00 ± 3.34E-01	3.36E+00 ± 3.36E-01	3.32E+00	4.73E-02
Zr	unfiltered	ICPES	mg/L	< 6.58E+00 ± mdl	< 7.97E+01 ± mdl	NA	< 7.97E+01	mdl
Zr	0.45 µ (AMP)	ICPES	mg/L	< 1.54E+00 ± mdl	< 1.54E+00 ± mdl	< 1.54E+00 ± mdl	< 1.54E+00	mdl
Zr	0.1 µ (AMP)	ICPES	mg/L	< 7.74E-01 ± mdl	< 7.74E-01 ± mdl	< 7.74E-01 ± mdl	< 7.74E-01	mdl
Zr	0.02 µ (AMP)	ICPES	mg/L	< 7.59E-01 ± mdl	< 7.59E-01 ± mdl	< 7.59E-01 ± mdl	< 7.59E-01	mdl

Note: NA = no sample analyzed, mdl = method detection (error on a less than value matches the less than value).

*Sample preparation identifies the level of filtration used on the sample. AMP signifies AMP treatment on the sample prior to analysis.

6.4.4 Tank 39H ICP-MS Characterization

Sample				Sample						Standard	
Analyte	Preparation*	Method	Units	1		2		3		Average	Deviation
Zr	acid digested	ICP-MS	mg/L	9.01E-01	± 2.25E-01	8.93E-01	± 2.23E-01	8.76E-01	± 2.19E-01	8.90E-01	1.29E-02
Zr	0.45 µ (AMP)	ICP-MS	mg/L	bdl	± bdl	bdl	± bdl	bdl	± bdl	bdl	bdl
Zr	0.1 µ (AMP)	ICP-MS	mg/L	2.25E-01	± 5.63E-02	3.90E-01	± 9.75E-02	3.82E-01	± 9.55E-02	3.32E-01	9.30E-02
Zr	0.02 µ (AMP)	ICP-MS	mg/L	4.71E-01	± 1.18E-01	5.16E-01	± 1.29E-01	4.65E-01	± 1.16E-01	4.84E-01	2.81E-02
Tc-99	acid digested	ICP-MS	mg/L	8.67E+00	± 2.17E+00	8.60E+00	± 2.15E+00	8.51E+00	± 1.32E+00	8.59E+00	8.02E-02
Tc-99	0.45 µ (AMP)	ICP-MS	mg/L	bdl	± bdl	bdl	± bdl	bdl	± bdl	bdl	bdl
Tc-99	0.1 µ (AMP)	ICP-MS	mg/L	4.32E+00	± 1.08E+00	8.79E+00	± 2.20E+00	9.06E+00	± 2.27E+00	7.39E+00	2.66E+00
Tc-99	0.02 µ (AMP)	ICP-MS	mg/L	9.39E+00	± 2.35E+00	9.15E+00	± 2.29E+00	9.19E+00	± 2.30E+00	9.24E+00	1.29E-01
Tc-99	acid digested	ICP-MS	pCi/mL	1.47E+05	± 3.68E+04	1.46E+05	± 3.65E+04	1.44E+05	± 3.60E+04	1.46E+05	1.53E+03
Tc-99	0.45 µ (AMP)	ICP-MS	pCi/mL	bdl	± bdl	bdl	± bdl	bdl	± bdl	bdl	bdl
Tc-99	0.1 µ (AMP)	ICP-MS	pCi/mL	7.32E+04	± 1.83E+04	1.49E+05	± 3.73E+04	1.54E+05	± 3.85E+04	1.25E+05	4.53E+04
Tc-99	0.02 µ (AMP)	ICP-MS	pCi/mL	1.59E+05	± 3.98E+04	1.55E+05	± 3.88E+04	1.56E+05	± 3.90E+04	1.57E+05	2.22E+03
Mo	acid digested	ICP-MS	mg/L	2.07E+01	± 5.18E+00	2.11E+01	± 5.28E+00	2.07E+01	± 5.18E+00	2.08E+01	2.31E-01
Mo	0.45 µ (AMP)	ICP-MS	mg/L	bdl	± bdl	bdl	± bdl	bdl	± bdl	bdl	bdl
Mo	0.1 µ (AMP)	ICP-MS	mg/L	1.17E+01	± 2.93E+00	2.35E+01	± 5.88E+00	2.47E+01	± 6.18E+00	2.00E+01	7.18E+00
Mo	0.02 µ (AMP)	ICP-MS	mg/L	2.50E+01	± 6.26E+00	2.47E+01	± 6.18E+00	2.45E+01	± 6.12E+00	2.48E+01	2.65E-01
Ag	acid digested	ICP-MS	mg/L	2.58E-01	± 6.45E-02	2.89E-01	± 7.23E-02	3.20E-01	± 8.00E-02	2.89E-01	3.10E-02
Ag	0.45 µ (AMP)	ICP-MS	mg/L	bdl	± bdl	bdl	± bdl	bdl	± bdl	bdl	bdl
Ag	0.1 µ (AMP)	ICP-MS	mg/L	bdl	± bdl	bdl	± bdl	bdl	± bdl	bdl	bdl
Ag	0.02 µ (AMP)	ICP-MS	mg/L	7.21E-02	± 1.80E-02	bdl	± bdl	bdl	± bdl	7.21E-02	1.80E-02
Pd	acid digested	ICP-MS	mg/L	4.25E-01	± 1.06E-01	2.80E-01	± 7.00E-02	6.86E-01	± 1.72E-01	4.64E-01	2.06E-01
Pd	0.45 µ (AMP)	ICP-MS	mg/L	bdl	± bdl	bdl	± bdl	bdl	± bdl	bdl	bdl
Pd	0.1 µ (AMP)	ICP-MS	mg/L	8.73E-03	± 2.18E-03	1.46E-02	± 3.65E-03	2.10E-02	± 5.25E-03	1.48E-02	6.14E-03
Pd	0.02 µ (AMP)	ICP-MS	mg/L	1.92E-02	± 4.81E-03	2.88E-02	± 7.20E-03	2.15E-02	± 5.38E-03	2.32E-02	5.00E-03
Rh	acid digested	ICP-MS	mg/L	1.04E+00	± 2.60E-01	1.10E+00	± 2.75E-01	1.09E+00	± 2.73E-01	1.08E+00	3.21E-02
Rh	0.45 µ (AMP)	ICP-MS	mg/L	bdl	± bdl	bdl	± bdl	bdl	± bdl	bdl	bdl
Rh	0.1 µ (AMP)	ICP-MS	mg/L	5.84E-01	± 1.46E-01	1.15E+00	± 2.88E-01	1.19E+00	± 2.98E-01	9.75E-01	3.39E-01
Rh	0.02 µ (AMP)	ICP-MS	mg/L	1.29E+00	± 3.24E-01	1.26E+00	± 3.15E-01	1.26E+00	± 3.14E-01	1.27E+00	2.09E-02
Ru	acid digested	ICP-MS	mg/L	3.25E+00	± 8.13E-01	3.34E+00	± 8.35E-01	3.32E+00	± 8.30E-01	3.30E+00	4.73E-02
Ru	0.45 µ (AMP)	ICP-MS	mg/L	bdl	± bdl	bdl	± bdl	bdl	± bdl	bdl	bdl
Ru	0.1 µ (AMP)	ICP-MS	mg/L	1.81E+00	± 4.53E-01	3.58E+00	± 8.95E-01	3.65E+00	± 9.13E-01	3.01E+00	1.04E+00
Ru	0.02 µ (AMP)	ICP-MS	mg/L	3.85E+00	± 9.62E-01	3.79E+00	± 9.48E-01	3.75E+00	± 9.38E-01	3.80E+00	4.94E-02
Cd	acid digested	ICP-MS	mg/L	1.01E-01	± 2.53E-02	8.77E-02	± 2.19E-02	2.13E-01	± 5.33E-02	1.34E-01	6.88E-02
Cd	0.45 µ (AMP)	ICP-MS	mg/L	bdl	± bdl	bdl	± bdl	bdl	± bdl	bdl	bdl
Cd	0.1 µ (AMP)	ICP-MS	mg/L	bdl	± bdl	4.75E-02	± 1.19E-02	6.20E-02	± 1.55E-02	5.48E-02	1.03E-02
Cd	0.02 µ (AMP)	ICP-MS	mg/L	7.43E-02	± 1.86E-02	4.70E-02	± 1.17E-02	5.48E-02	± 1.37E-02	5.87E-02	1.41E-02
Sn	acid digested	ICP-MS	mg/L	1.61E+00	± 4.03E-01	1.58E+00	± 3.95E-01	1.59E+00	± 3.98E-01	1.59E+00	1.53E-02
Sn	0.45 µ (AMP)	ICP-MS	mg/L	bdl	± bdl	bdl	± bdl	2.31E-02	± 5.77E-03	2.31E-02	5.77E-03
Sn	0.1 µ (AMP)	ICP-MS	mg/L	6.76E-01	± 1.69E-01	1.31E+00	± 3.28E-01	1.41E+00	± 3.53E-01	1.13E+00	3.98E-01
Sn	0.02 µ (AMP)	ICP-MS	mg/L	1.26E+00	± 3.16E-01	1.19E+00	± 2.98E-01	1.31E+00	± 3.28E-01	1.26E+00	6.10E-02
La	acid digested	ICP-MS	mg/L	3.20E-02	± 8.00E-03	3.16E-02	± 7.90E-03	3.19E-02	± 7.98E-03	3.18E-02	2.08E-04
La	0.45 µ (AMP)	ICP-MS	mg/L	bdl	± bdl	bdl	± bdl	bdl	± bdl	bdl	bdl
La	0.1 µ (AMP)	ICP-MS	mg/L	4.19E-03	± 1.05E-03	7.98E-03	± 2.00E-03	7.92E-03	± 1.98E-03	6.70E-03	2.17E-03
La	0.02 µ (AMP)	ICP-MS	mg/L	1.96E-02	± 4.90E-03	5.92E-03	± 1.48E-03	9.84E-03	± 2.46E-03	1.18E-02	7.05E-03
Ce	acid digested	ICP-MS	mg/L	6.43E-02	± 1.61E-02	6.39E-02	± 1.60E-02	6.02E-02	± 1.51E-02	6.28E-02	2.26E-03
Ce	0.45 µ (AMP)	ICP-MS	mg/L	bdl	± bdl	bdl	± bdl	bdl	± bdl	bdl	bdl
Ce	0.1 µ (AMP)	ICP-MS	mg/L	7.89E-03	± 1.97E-03	1.08E-02	± 2.70E-03	1.19E-02	± 2.98E-03	1.02E-02	2.07E-03
Ce	0.02 µ (AMP)	ICP-MS	mg/L	1.79E-02	± 4.48E-03	1.43E-02	± 3.58E-03	1.63E-02	± 4.06E-03	1.62E-02	1.81E-03
W	acid digested	ICP-MS	mg/L	3.94E-01	± 9.85E-02	4.23E-01	± 1.06E-01	5.27E+00	± 1.32E+00	2.03E+00	2.81E+00
W	0.45 µ (AMP)	ICP-MS	mg/L	bdl	± bdl	bdl	± bdl	bdl	± bdl	bdl	bdl
W	0.1 µ (AMP)	ICP-MS	mg/L	1.71E-01	± 4.28E-02	3.46E-01	± 8.65E-02	3.77E-01	± 9.43E-02	2.98E-01	1.11E-01
W	0.02 µ (AMP)	ICP-MS	mg/L	4.51E-01	± 1.13E-01	4.20E-01	± 1.05E-01	4.00E-01	± 1.00E-01	4.24E-01	2.56E-02

Note: NA = no sample analyzed, bdl = below detection limit

*Sample preparation identifies the level of filtration used on the sample. AMP signifies AMP treatment on the sample prior to analysis.

Sample				Sample									Standard	
Analyte	Preparation*	Method	Units	1			2			3			Average	Deviation
Re	acid digested	ICP-MS	mg/L	bdl	±	bdl	bdl	±	bdl	bdl	±	bdl	bdl	bdl
Re	0.45 µ (AMP)	ICP-MS	mg/L	bdl	±	bdl	bdl	±	bdl	bdl	±	bdl	bdl	bdl
Re	0.1 µ (AMP)	ICP-MS	mg/L	bdl	±	bdl	bdl	±	bdl	bdl	±	bdl	bdl	bdl
Re	0.02 µ (AMP)	ICP-MS	mg/L	bdl	±	bdl	bdl	±	bdl	bdl	±	bdl	bdl	bdl
Os	acid digested	ICP-MS	mg/L	bdl	±	bdl	bdl	±	bdl	bdl	±	bdl	bdl	bdl
Os	0.45 µ (AMP)	ICP-MS	mg/L	5.66E-04	±	1.42E-04	bdl	±	bdl	bdl	±	bdl	5.66E-04	1.42E-04
Os	0.1 µ (AMP)	ICP-MS	mg/L	bdl	±	bdl	bdl	±	bdl	bdl	±	bdl	bdl	bdl
Os	0.02 µ (AMP)	ICP-MS	mg/L	bdl	±	bdl	bdl	±	bdl	bdl	±	bdl	bdl	bdl
Ir	acid digested	ICP-MS	mg/L	bdl	±	bdl	bdl	±	bdl	bdl	±	bdl	bdl	bdl
Ir	0.45 µ (AMP)	ICP-MS	mg/L	bdl	±	bdl	bdl	±	bdl	bdl	±	bdl	bdl	bdl
Ir	0.1 µ (AMP)	ICP-MS	mg/L	bdl	±	bdl	bdl	±	bdl	bdl	±	bdl	bdl	bdl
Ir	0.02 µ (AMP)	ICP-MS	mg/L	2.55E-03	±	6.38E-04	1.29E-03	±	3.23E-04	1.47E-03	±	3.68E-04	1.77E-03	6.81E-04
Pt	acid digested	ICP-MS	mg/L	bdl	±	bdl	bdl	±	bdl	bdl	±	bdl	bdl	bdl
Pt	0.45 µ (AMP)	ICP-MS	mg/L	bdl	±	bdl	bdl	±	bdl	bdl	±	bdl	bdl	bdl
Pt	0.1 µ (AMP)	ICP-MS	mg/L	bdl	±	bdl	bdl	±	bdl	bdl	±	bdl	bdl	bdl
Pt	0.02 µ (AMP)	ICP-MS	mg/L	bdl	±	bdl	bdl	±	bdl	bdl	±	bdl	bdl	bdl
Au	acid digested	ICP-MS	mg/L	2.17E+00	±	5.43E-01	1.95E+00	±	4.88E-01	2.12E+00	±	5.30E-01	2.08E+00	1.15E-01
Au	0.45 µ (AMP)	ICP-MS	mg/L	bdl	±	bdl	bdl	±	bdl	bdl	±	bdl	bdl	bdl
Au	0.1 µ (AMP)	ICP-MS	mg/L	bdl	±	bdl	bdl	±	bdl	bdl	±	bdl	bdl	bdl
Au	0.02 µ (AMP)	ICP-MS	mg/L	bdl	±	bdl	bdl	±	bdl	bdl	±	bdl	bdl	bdl
Hg	acid digested	ICP-MS	mg/L	4.08E+01	±	1.02E+01	4.20E+01	±	1.05E+01	4.34E+01	±	1.09E+01	4.21E+01	1.31E+00
Hg	0.45 µ (AMP)	ICP-MS	mg/L	bdl	±	bdl	bdl	±	bdl	bdl	±	bdl	bdl	bdl
Hg	0.1 µ (AMP)	ICP-MS	mg/L	5.28E+00	±	1.32E+00	9.83E+00	±	2.46E+00	1.07E+01	±	2.68E+00	8.60E+00	2.91E+00
Hg	0.02 µ (AMP)	ICP-MS	mg/L	1.23E+01	±	3.07E+00	1.26E+01	±	3.15E+00	1.20E+01	±	3.00E+00	1.23E+01	3.10E-01
Pb	acid digested	ICP-MS	mg/L	1.51E-01	±	3.78E-02	1.54E-01	±	3.85E-02	1.80E-01	±	4.51E-02	1.62E-01	1.60E-02
Pb	0.45 µ (AMP)	ICP-MS	mg/L	bdl	±	bdl	bdl	±	bdl	bdl	±	bdl	bdl	bdl
Pb	0.1 µ (AMP)	ICP-MS	mg/L	bdl	±	bdl	1.29E-01	±	3.23E-02	2.53E-01	±	6.33E-02	1.91E-01	8.77E-02
Pb	0.02 µ (AMP)	ICP-MS	mg/L	1.16E-01	±	2.89E-02	1.02E-01	±	2.56E-02	9.88E-02	±	2.47E-02	1.06E-01	8.92E-03
U-235	acid digested	ICP-MS	mg/L	2.26E+00	±	5.65E-01	2.28E+00	±	5.71E-01	2.24E+00	±	5.60E-01	2.26E+00	2.21E-02
U-235	0.45 µ (AMP)	ICP-MS	mg/L	bdl	±	bdl	bdl	±	bdl	bdl	±	bdl	bdl	bdl
U-235	0.1 µ (AMP)	ICP-MS	mg/L	8.92E-01	±	2.23E-01	1.78E+00	±	4.45E-01	1.81E+00	±	4.53E-01	1.49E+00	5.22E-01
U-235	0.02 µ (AMP)	ICP-MS	mg/L	1.72E+00	±	4.30E-01	1.81E+00	±	4.54E-01	1.70E+00	±	4.25E-01	1.75E+00	6.06E-02
U-238	acid digested	ICP-MS	mg/L	3.28E+00	±	8.20E-01	3.32E+00	±	8.31E-01	3.24E+00	±	8.09E-01	3.28E+00	4.31E-02
U-238	0.45 µ (AMP)	ICP-MS	mg/L	bdl	±	bdl	7.85E-03	±	1.96E-03	6.25E-02	±	1.56E-02	3.52E-02	3.86E-02
U-238	0.1 µ (AMP)	ICP-MS	mg/L	1.66E+00	±	4.15E-01	3.44E+00	±	8.60E-01	3.44E+00	±	8.60E-01	2.85E+00	1.03E+00
U-238	0.02 µ (AMP)	ICP-MS	mg/L	3.11E+00	±	7.78E-01	3.11E+00	±	7.78E-01	3.15E+00	±	7.88E-01	3.12E+00	2.26E-02
Total U	acid digested	ICP-MS	mg/L	6.44E+00	±	1.61E+00	6.53E+00	±	1.63E+00	6.39E+00	±	1.60E+00	6.46E+00	7.35E-02
Total U	0.45 µ (AMP)	ICP-MS	mg/L	bdl	±	bdl	7.85E-03	±	1.96E-03	6.25E-02	±	1.56E-02	3.52E-02	3.86E-02
Total U	0.1 µ (AMP)	ICP-MS	mg/L	2.90E+00	±	7.25E-01	5.93E+00	±	1.48E+00	5.97E+00	±	1.49E+00	4.93E+00	1.76E+00
Total U	0.02 µ (AMP)	ICP-MS	mg/L	5.58E+00	±	1.40E+00	5.69E+00	±	1.42E+00	5.61E+00	±	1.40E+00	5.63E+00	5.57E-02

Note: NA = no sample analyzed, bdl = below detection limit

*Sample preparation identifies the level of filtration used on the sample. AMP signifies AMP treatment on the sample prior to analysis.

Sample				Sample						Standard	
Analyte	Preparation*	Method	Units	1		2		3		Average	Deviation
% U235	acid digested	ICP-MS	%	3.51E+01	± 8.78E+00	3.50E+01	± 8.74E+00	3.51E+01	± 8.77E+00	3.50E+01	8.19E-02
% U238	acid digested	ICP-MS	%	5.09E+01	± 1.27E+01	5.08E+01	± 1.27E+01	5.07E+01	± 1.27E+01	5.08E+01	1.42E-01
% U235	0.45 µ (AMP)	ICP-MS	%	0.00E+00	± 0.00E+00	0.00E+00	± 0.00E+00	0.00E+00	± 0.00E+00	0.00E+00	0.00E+00
% U238	0.45 µ (AMP)	ICP-MS	%	0.00E+00	± 0.00E+00	1.00E+02	± 2.50E+01	1.00E+02	± 2.50E+01	6.67E+01	5.77E+01
% U235	0.1 µ (AMP)	ICP-MS	%	3.07E+01	± 7.69E+00	3.00E+01	± 7.51E+00	3.03E+01	± 7.59E+00	3.04E+01	3.56E-01
% U238	0.1 µ (AMP)	ICP-MS	%	5.73E+01	± 1.43E+01	5.80E+01	± 1.45E+01	5.76E+01	± 1.44E+01	5.76E+01	3.62E-01
% U235	0.02 µ (AMP)	ICP-MS	%	3.08E+01	± 7.71E+00	3.19E+01	± 7.98E+00	3.03E+01	± 7.58E+00	3.10E+01	8.18E-01
% U238	0.02 µ (AMP)	ICP-MS	%	5.57E+01	± 1.39E+01	5.47E+01	± 1.37E+01	5.61E+01	± 1.40E+01	5.55E+01	7.27E-01
U-235	acid digested	ICP-MS	pCi/mL	4.92E+00	± 1.23E+00	4.97E+00	± 1.24E+00	4.87E+00	± 1.22E+00	4.92E+00	4.80E-02
U-235	0.45 µ (AMP)	ICP-MS	pCi/mL	bdl	± bdl	bdl	± bdl	bdl	± bdl	bdl	bdl
U-235	0.1 µ (AMP)	ICP-MS	pCi/mL	1.94E+00	± 4.85E-01	3.88E+00	± 9.69E-01	3.94E+00	± 9.85E-01	3.25E+00	1.14E+00
U-235	0.02 µ (AMP)	ICP-MS	pCi/mL	3.74E+00	± 9.36E-01	3.95E+00	± 9.87E-01	3.70E+00	± 9.25E-01	3.80E+00	1.32E-01
U-238	acid digested	ICP-MS	pCi/mL	1.09E+00	± 2.73E-01	1.11E+00	± 2.77E-01	1.08E+00	± 2.69E-01	1.09E+00	1.43E-02
U-238	0.45 µ (AMP)	ICP-MS	pCi/mL	bdl	± bdl	2.61E-03	± 6.54E-04	2.08E-02	± 5.20E-03	1.17E-02	1.29E-02
U-238	0.1 µ (AMP)	ICP-MS	pCi/mL	5.54E-01	± 1.38E-01	1.15E+00	± 2.87E-01	1.15E+00	± 2.88E-01	9.50E-01	3.43E-01
U-238	0.02 µ (AMP)	ICP-MS	pCi/mL	1.04E+00	± 2.59E-01	1.04E+00	± 2.59E-01	1.05E+00	± 2.62E-01	1.04E+00	7.54E-03
Np-237	acid digested	ICP-MS	mg/L	1.67E-01	± 4.18E-02	1.75E-01	± 4.36E-02	1.65E-01	± 4.12E-02	1.69E-01	5.05E-03
Np-237	0.45 µ (AMP)	ICP-MS	mg/L	bdl	± bdl	bdl	± bdl	bdl	± bdl	bdl	bdl
Np-237	0.1 µ (AMP)	ICP-MS	mg/L	8.92E-02	± 2.23E-02	1.65E-01	± 4.13E-02	1.79E-01	± 4.48E-02	1.44E-01	4.83E-02
Np-237	0.02 µ (AMP)	ICP-MS	mg/L	1.86E-01	± 4.64E-02	2.02E-01	± 5.04E-02	1.82E-01	± 4.56E-02	1.90E-01	1.04E-02
Np-237	acid digested	ICP-MS	pCi/mL	1.18E+02	± 2.95E+01	1.23E+02	± 3.08E+01	1.16E+02	± 2.90E+01	1.19E+02	3.56E+00
Np-237	0.45 µ (AMP)	ICP-MS	pCi/mL	bdl	± bdl	bdl	± bdl	bdl	± bdl	bdl	bdl
Np-237	0.1 µ (AMP)	ICP-MS	pCi/mL	6.29E+01	± 1.57E+01	1.17E+02	± 2.93E+01	1.26E+02	± 3.15E+01	1.02E+02	3.41E+01
Np-237	0.02 µ (AMP)	ICP-MS	pCi/mL	1.31E+02	± 3.27E+01	1.42E+02	± 3.56E+01	1.28E+02	± 3.21E+01	1.34E+02	7.36E+00
Pu-239	acid digested	ICP-MS	mg/L	5.38E-01	± 1.35E-01	5.48E-01	± 1.37E-01	5.41E-01	± 1.35E-01	5.43E-01	5.14E-03
Pu-239	0.45 µ (AMP)	ICP-MS	mg/L	bdl	± bdl	bdl	± bdl	bdl	± bdl	bdl	bdl
Pu-239	0.1 µ (AMP)	ICP-MS	mg/L	2.60E-01	± 6.50E-02	5.17E-01	± 1.29E-01	5.49E-01	± 1.37E-01	4.42E-01	1.58E-01
Pu-239	0.02 µ (AMP)	ICP-MS	mg/L	4.97E-01	± 1.24E-01	5.13E-01	± 1.28E-01	5.11E-01	± 1.28E-01	5.07E-01	8.72E-03
Pu-239	acid digested	ICP-MS	pCi/mL	3.30E+04	± 8.26E+03	3.36E+04	± 8.41E+03	3.32E+04	± 8.30E+03	3.33E+04	3.16E+02
Pu-239	0.45 µ (AMP)	ICP-MS	pCi/mL	bdl	± bdl	bdl	± bdl	bdl	± bdl	bdl	bdl
Pu-239	0.1 µ (AMP)	ICP-MS	pCi/mL	1.60E+04	± 3.99E+03	3.17E+04	± 7.93E+03	3.37E+04	± 8.43E+03	2.71E+04	9.73E+03
Pu-239	0.02 µ (AMP)	ICP-MS	pCi/mL	3.05E+04	± 7.63E+03	3.15E+04	± 7.87E+03	3.14E+04	± 7.84E+03	3.11E+04	5.35E+02
Pu-240	acid digested	ICP-MS	mg/L	7.32E-02	± 1.83E-02	7.32E-02	± 1.83E-02	6.77E-02	± 1.69E-02	7.14E-02	3.18E-03
Pu-240	0.45 µ (AMP)	ICP-MS	mg/L	bdl	± bdl	bdl	± bdl	bdl	± bdl	bdl	bdl
Pu-240	0.1 µ (AMP)	ICP-MS	mg/L	3.31E-02	± 8.28E-03	6.69E-02	± 1.67E-02	6.63E-02	± 1.66E-02	5.54E-02	1.93E-02
Pu-240	0.02 µ (AMP)	ICP-MS	mg/L	5.79E-02	± 1.45E-02	6.60E-02	± 1.65E-02	9.14E-02	± 2.29E-02	7.17E-02	1.75E-02
Pu-240	acid digested	ICP-MS	pCi/mL	1.67E+04	± 4.17E+03	1.67E+04	± 4.17E+03	1.54E+04	± 3.86E+03	1.63E+04	7.17E+02
Pu-240	0.45 µ (AMP)	ICP-MS	pCi/mL	bdl	± bdl	bdl	± bdl	bdl	± bdl	bdl	bdl
Pu-240	0.1 µ (AMP)	ICP-MS	pCi/mL	7.55E+03	± 1.89E+03	1.59E+04	± 3.98E+03	1.51E+04	± 3.78E+03	1.29E+04	4.61E+03
Pu-240	0.02 µ (AMP)	ICP-MS	pCi/mL	1.32E+04	± 3.30E+03	1.50E+04	± 3.76E+03	2.08E+04	± 5.20E+03	1.63E+04	3.97E+03

Note: NA = no sample analyzed, bdl = below detection limit

*Sample preparation identifies the level of filtration used on the sample. AMP signifies AMP treatment on the sample prior to analysis.

6.5 TANK 45F CHARACTERIZATION

6.5.1 Tank 45F Radioactive Species

Sample				Sample						Standard	
Analyte	Preparation*	Method	Units	1		2		3		Average	Deviation
¹³⁷ Cs	acid digested	Rad	pCi/mL	2.94E+08	± 4.68E+06	3.16E+08	± 4.99E+06	3.20E+08	± 5.02E+06	3.10E+08	1.39E+07
¹³⁷ Cs	0.45 µ	Rad	pCi/mL	NA		3.51E+08	± 5.86E+06	3.43E+08	± 5.80E+06	3.47E+08	5.41E+06
⁹⁰ Sr	acid digested	Rad	pCi/mL	2.28E+04	± 2.21E+03	1.76E+04	± 1.56E+03	2.20E+04	± 2.49E+03	2.08E+04	2.84E+03
⁹⁰ Sr	0.45 µ (AMP)	Rad	pCi/mL	NA		2.28E+04	± 2.03E+03	2.31E+04	± 1.99E+03	2.30E+04	2.10E+02
⁹⁰ Sr	0.1 µ (AMP)	Rad	pCi/mL	NA		2.59E+04	± 3.26E+03	NA		2.59E+04	3.26E+03
⁹⁰ Sr	0.02 µ (AMP)	Rad	pCi/mL	1.88E+04	± 1.50E+03	1.49E+04	± 1.08E+03	1.58E+04	± 1.24E+03	1.65E+04	2.06E+03
²³⁸ Pu	acid digested	Rad	pCi/mL	6.73E+02	± 6.06E+01	3.21E+03	± 2.63E+02	1.11E+03	± 9.76E+01	1.66E+03	1.36E+03
²³⁸ Pu	0.45 µ (AMP)	Rad	pCi/mL	2.42E+02	± 4.21E+01	1.56E+02	± 7.85E+01	2.07E+02	± 4.82E+01	2.02E+02	4.32E+01
²³⁸ Pu	0.1 µ (AMP)	Rad	pCi/mL	7.12E+02	± 3.29E+01	1.00E+03	± 4.35E+01	7.72E+02	± 4.12E+01	8.28E+02	1.53E+02
²³⁸ Pu	0.02 µ (AMP)	Rad	pCi/mL	2.55E+02	± 2.20E+01	2.96E+02	± 2.87E+01	1.75E+02	± 2.73E+01	2.42E+02	6.16E+01
^{239/40} Pu	acid digested	Rad	pCi/mL	6.84E+02	± 5.82E+01	1.00E+03	± 2.70E+02	6.73E+02	± 8.75E+01	7.87E+02	1.88E+02
^{239/40} Pu	acid digested	ICP-MS	pCi/mL	bdl	± bdl	bdl	± bdl	bdl	± bdl	bdl	bdl
^{239/40} Pu	0.45 µ (AMP)	Rad	pCi/mL	< 3.81E-02	± upper limit	< 5.00E-02	± upper limit	< 1.10E-02	± upper limit	< 5.00E-02	upper limit
^{239/40} Pu	0.45 µ (AMP)	ICP-MS	pCi/mL	bdl	± bdl	bdl	± bdl	bdl	± bdl	bdl	bdl
^{239/40} Pu	0.1 µ (AMP)	Rad	pCi/mL	3.81E+01	± 7.51E+01	2.95E+02	± 3.54E+01	2.09E+02	± 6.01E+01	1.81E+02	1.31E+02
^{239/40} Pu	0.1 µ (AMP)	ICP-MS	pCi/mL	bdl	± bdl	bdl	± bdl	bdl	± bdl	bdl	bdl
^{239/40} Pu	0.02 µ (AMP)	Rad	pCi/mL	3.11E+01	± 1.42E+01	1.37E+02	± 2.46E+01	< 1.30E+01	± upper	8.41E+01	7.50E+01
^{239/40} Pu	0.02 µ (AMP)	ICP-MS	pCi/mL	1.13E+03	± 2.83E+02	1.18E+03	± 2.95E+02	bdl	± bdl	1.16E+03	3.54E+01
²⁴¹ Pu	acid digested	Rad	pCi/mL	< 2.70E+03	± mda	< 5.90E+03	± mda	< 2.64E+03	± mda	< 5.90E+03	mda
²⁴¹ Pu	0.45 µ (AMP)	Rad	pCi/mL	NA		NA		NA		NA	NA
²⁴¹ Pu	0.1 µ (AMP)	Rad	pCi/mL	NA		NA		NA		NA	NA
²⁴¹ Pu	0.02 µ (AMP)	Rad	pCi/mL	NA		NA		NA		NA	NA
Total Pu	acid digested	Rad	pCi/mL	1.36E+03	± 1.19E+02	4.22E+03	± 5.33E+02	1.78E+03	± 1.85E+02	2.45E+03	1.54E+03
Total Pu	0.45 µ (AMP)	Rad	pCi/mL	2.42E+02	± 4.21E+01	1.56E+02	± 7.85E+01	2.07E+02	± 4.82E+01	2.02E+02	4.32E+01
Total Pu	0.1 µ (AMP)	Rad	pCi/mL	7.50E+02	± 1.08E+02	1.30E+03	± 7.90E+01	9.80E+02	± 1.01E+02	1.01E+03	2.74E+02
Total Pu	0.02 µ (AMP)	Rad	pCi/mL	2.87E+02	± 3.61E+01	4.33E+02	± 5.33E+01	1.75E+02	± 2.73E+01	2.98E+02	1.29E+02
²³⁵ U	acid digested	ICP-MS	pCi/mL	bdl	± bdl	bdl	± bdl	bdl	± bdl	bdl	bdl
²³⁵ U	0.45 µ (AMP)	ICP-MS	pCi/mL	bdl	± bdl	bdl	± bdl	bdl	± bdl	bdl	bdl
²³⁵ U	0.1 µ (AMP)	ICP-MS	pCi/mL	bdl	± bdl	bdl	± bdl	bdl	± bdl	bdl	bdl
²³⁵ U	0.02 µ (AMP)	ICP-MS	pCi/mL	bdl	± bdl	3.90E-02	± 9.75E-02	bdl	± bdl	3.90E-02	9.75E-02
²³⁸ U	acid digested	ICP-MS	pCi/mL	1.17E-01	± 2.94E-02	1.31E-01	± 3.26E-02	1.28E-01	± 3.20E-02	1.25E-01	6.96E-03
²³⁸ U	0.45 µ (AMP)	ICP-MS	pCi/mL	1.87E-01	± 4.69E-02	1.24E-01	± 3.11E-02	1.68E-01	± 4.19E-02	1.60E-01	3.22E-02
²³⁸ U	0.1 µ (AMP)	ICP-MS	pCi/mL	1.57E-01	± 3.92E-02	1.60E-01	± 4.01E-02	1.58E-01	± 3.30E-02	1.58E-01	1.76E-03
²³⁸ U	0.02 µ (AMP)	ICP-MS	pCi/mL	2.63E-01	± 6.58E-02	2.93E-01	± 7.32E-02	1.63E-01	± 4.08E-02	2.40E-01	6.78E-02
Total U	acid digested	ICP-MS	pCi/mL	1.17E-01	± 6.50E-03	1.31E-01	± 6.55E-03	1.28E-01	± 6.58E-03	1.25E-01	6.96E-03
Total U	0.45 µ (AMP)	ICP-MS	pCi/mL	1.87E-01	± 1.41E-01	1.24E-01	± 3.11E-02	1.68E-01	± 1.26E-01	1.60E-01	3.22E-02
Total U	0.1 µ (AMP)	ICP-MS	pCi/mL	1.57E-01	± 1.18E-01	1.60E-01	± 4.01E-02	1.58E-01	± 1.25E-01	1.58E-01	1.76E-03
Total U	0.02 µ (AMP)	ICP-MS	pCi/mL	2.63E-01	± 1.18E-01	3.32E-01	± 1.20E-01	1.63E-01	± 1.23E-01	2.53E-01	8.47E-02
²³⁷ Np	acid digested	ICP-MS	pCi/mL	bdl	± bdl	bdl	± bdl	bdl	± bdl	bdl	bdl
²³⁷ Np	0.45 µ (AMP)	ICP-MS	pCi/mL	bdl	± bdl	bdl	± bdl	bdl	± bdl	bdl	bdl
²³⁷ Np	0.1 µ (AMP)	ICP-MS	pCi/mL	bdl	± bdl	bdl	± bdl	bdl	± bdl	bdl	bdl
²³⁷ Np	0.02 µ (AMP)	ICP-MS	pCi/mL	bdl	± bdl	bdl	± bdl	bdl	± bdl	bdl	bdl

Note: NA = no sample analyzed, bdl = below detection limit, upper limit and mda = error on a less than value matches the less than value.

*Sample preparation identifies the level of filtration used on the sample. AMP signifies AMP treatment on the sample prior to analysis.

Analysis conducted using gamma spectroscopy after cesium removal.

§ Analysis conducted using more specific Am separation and radiocounting methodology.

Analyte	Sample			Sample						Standard	
	Preparation*	Method	Units	1		2		3		Average	Deviation
²⁴¹ Am	acid digested	Rad#	pCi/mL	4.75E+02	± 6.52E+01	2.06E+02	± 3.88E+01	2.32E+02	± 3.30E+01	3.05E+02	1.48E+02
²⁴¹ Am	0.45 µ (AMP)	Rad#	pCi/mL	9.11E+01	± 1.18E+01	8.25E+02	± 9.90E+01	6.11E+02	± 7.33E+01	5.09E+02	3.77E+02
²⁴¹ Am	0.1 µ (AMP)	Rad\$	pCi/mL	< 9.33E+02	± mda	2.19E+02	± 5.75E+00	< 1.59E+03	± mda	2.19E+02	5.75E+00
²⁴¹ Am	0.02 µ (AMP)	Rad\$	pCi/mL	< 1.21E+02	± mda	< 1.60E+02	± mda	< 1.94E+02	± mda	< 1.94E+02	mda
²⁴² Am	acid digested	Rad\$	pCi/mL	< 1.50E+02	± mda	< 1.81E+02	± mda	< 1.03E+03	± mda	< 1.03E+03	mda
²⁴² Am	0.45 µ (AMP)	Rad#	pCi/mL	< 1.37E+00	± mda	< 8.13E+00	± mda	< 2.43E+00	± mda	< 8.13E+00	mda
²⁴³ Am	acid digested	Rad\$	pCi/mL	< 1.62E+01	± mda	< 1.87E+01	± mda	< 8.39E+01	± mda	< 8.39E+01	mda
²⁴³ Am	0.45 µ (AMP)	Rad#	pCi/mL	< 1.31E+00	± mda	< 8.54E+00	± mda	< 3.65E+00	± mda	< 8.54E+00	mda
⁹⁹ Tc	unfiltered	Rad	pCi/mL	NA		NA		NA		NA	NA
⁹⁹ Tc	acid digested	ICP-MS	pCi/mL	4.31E+04	± 1.08E+04	4.64E+04	± 1.16E+04	4.56E+04	± 1.14E+04	4.50E+04	1.73E+03
⁹⁹ Tc	0.45 µ (AMP)	ICP-MS	pCi/mL	5.41E+04	± 1.35E+04	5.11E+04	± 1.28E+04	4.82E+04	± 1.20E+04	5.11E+04	2.99E+03
⁹⁹ Tc	0.1 µ (AMP)	ICP-MS	pCi/mL	4.77E+04	± 1.19E+04	4.72E+04	± 1.18E+04	4.95E+04	± 1.24E+04	4.81E+04	1.21E+03
⁹⁹ Tc	0.02 µ (AMP)	ICP-MS	pCi/mL	4.46E+04	± 1.11E+04	4.44E+04	± 1.11E+04	4.58E+04	± 1.15E+04	4.49E+04	7.57E+02
Gross α	acid digested	Rad	pCi/mL	< 1.12E+04	± upper limit	< 7.45E+03	± mda	< 5.57E+03	± mda	< 1.12E+04	upper limit
Beta	acid digested	Rad	pCi/mL	3.42E+08	± 3.42E+07	3.39E+08	± 3.39E+07	3.49E+08	± 3.49E+07	3.43E+08	5.13E+06
Tritium	acid digested	Rad	pCi/mL	< 6.61E+03	± mda	NA		NA		< 6.61E+03	mda
¹⁴ C	unfiltered	Rad	pCi/mL	NA		NA		NA		NA	NA
¹²⁹ I	unfiltered	Rad	pCi/mL	NA		NA		NA		NA	NA
²⁶ Al	0.45 µ (No AMP)	Rad	pCi/mL	NA		< 2.22E+02	± mda	< 2.14E+02	± mda	< 2.22E+02	mda
⁶⁰ Co	0.45 µ (No AMP)	Rad	pCi/mL	NA		< 3.20E+02	± mda	< 3.24E+02	± mda	< 3.24E+02	mda
⁹⁴ Nb	0.45 µ (No AMP)	Rad	pCi/mL	NA		< 3.17E+02	± mda	< 3.16E+02	± mda	< 3.17E+02	mda
¹⁰⁶ Ru	0.45 µ (No AMP)	Rad	pCi/mL	NA		< 2.74E+03	± mda	< 2.82E+03	± mda	< 2.82E+03	mda
¹²⁵ Sb	0.45 µ (No AMP)	Rad	pCi/mL	NA		< 8.46E+02	± mda	< 8.53E+02	± mda	< 8.53E+02	mda
¹²⁶ Sb	0.45 µ (No AMP)	Rad	pCi/mL	NA		6.01E+02	± 4.99E+01	< 2.20E+02	± mda	6.01E+02	4.99E+01
¹²⁶ Sn	0.45 µ (No AMP)	Rad	pCi/mL	NA		6.01E+02	± 4.99E+01	< 4.58E+02	± mda	6.01E+02	4.99E+01
¹⁴⁴ Ce	0.45 µ (No AMP)	Rad	pCi/mL	NA		< 1.59E+03	± mda	< 1.65E+03	± mda	< 1.65E+03	mda
¹⁵² Eu	0.45 µ (No AMP)	Rad	pCi/mL	NA		< 2.45E+03	± mda	< 2.48E+03	± mda	< 2.48E+03	mda
¹⁵⁴ Eu	0.45 µ (No AMP)	Rad	pCi/mL	NA		< 4.08E+02	± mda	< 4.09E+02	± mda	< 4.09E+02	mda
¹⁵⁵ Eu	0.45 µ (No AMP)	Rad	pCi/mL	NA		< 7.38E+02	± mda	< 7.28E+03	± mda	< 7.38E+02	mda
²³¹ Pa	0.45 µ (No AMP)	Rad	pCi/mL	NA		< 9.66E+03	± mda	< 9.95E+02	± mda	< 9.95E+02	mda
²³² U	0.45 µ (No AMP)	Rad	pCi/mL	< 2.24E+02	± upper limit	< 4.53E+02	± upper limit	< 8.55E+02	± upper limit	< 8.55E+02	upper
⁵⁹ Ni	acid digested	Rad	pCi/mL	< 3.29E+02	± mda	< 2.87E+02	± mda	< 1.60E+02	± mda	< 3.29E+02	mda
⁶³ Ni	acid digested	Rad	pCi/mL	< 1.59E+03	± mda	< 1.14E+03	± mda	< 1.51E+03	± mda	< 1.59E+03	mda
¹⁴⁷ Pm	acid digested	Rad	pCi/mL	< 6.07E+02	± upper limit	< 1.07E+03	± upper limit	< 2.13E+03	± upper limit	< 2.13E+03	upper
¹⁵¹ Sm	acid digested	Rad	pCi/mL	< 1.97E+03	± upper	< 2.35E+03	± upper limit	< 2.57E+03	± upper limit	< 2.57E+03	upper
⁷⁹ Se	acid digested	Rad	pCi/mL	< 3.93E+02	± mda	< 2.46E+02	± mda	< 3.97E+02	± mda	< 3.97E+02	upper
²⁴³ Cm	acid digested	Rad	pCi/mL	< 4.07E+01	± mda	< 4.91E+01	± mda	< 2.80E+02	± mda	< 2.80E+02	mda
²⁴³ Cm	0.45 µ (No AMP)	Rad	pCi/mL	< 9.09E+03	± mda	< 9.90E+02	± mda	< 9.39E+02	± mda	< 9.09E+03	mda
²⁴⁴ Cm	0.45 µ (No AMP)	Rad	pCi/mL	3.14E+03	± 7.35E+02	1.51E+03	± 4.44E+02	8.06E+02	± 2.36E+02	1.82E+03	1.20E+03
²⁴⁹ Cf	0.45 µ (No AMP)	Rad	pCi/mL	< 2.04E+03	± mda	< 5.60E+03	± mda	< 2.94E+03	± mda	< 5.60E+03	mda
²⁵¹ Cf	0.45 µ (No AMP)	Rad	pCi/mL	< 3.00E+03	± mda	< 5.98E+03	± mda	< 3.55E+03	± mda	< 5.98E+03	mda

Note: NA = no sample analyzed, bdl = below detection limit, upper limit and mda = error on a less than value matches the less than value.

*Sample preparation identifies the level of filtration used on the sample. AMP signifies AMP treatment on the sample prior to analysis.

Analysis conducted using gamma spectroscopy after cesium removal.

§ Analysis conducted using more specific Am separation and radiocounting methodology.

6.5.2 Tank 45F Salt and Organic Species

Analyte	Sample			Sample						Standard	
	Preparation*	Method	Units	1		2		3		Average	Deviation
Na	0.45 µ (No AMP)	ICPES	M	4.19E+00	± 4.19E-01	3.11E+00	± 3.11E-01	3.76E+00	± 3.76E-01	3.69E+00	5.44E-01
Na	0.45 µ (AMP)	ICPES	M	6.07E+00	± 6.07E-01	6.04E+00	± 6.04E-01	6.07E+00	± 6.07E-01	6.06E+00	1.66E-02
Na	0.45 µ (AMP)	AA	M	4.72E+00	± 4.72E-01	4.90E+00	± 4.90E-01	4.90E+00	± 4.90E-01	4.84E+00	1.00E-01
K	unfiltered	ICPES	M	1.56E-01	± 1.56E-02	1.56E-01	± 1.56E-02	NA		1.56E-01	0.00E+00
K	0.45 µ (AMP)	ICPES	M	5.64E-02	± 5.64E-03	5.54E-02	± 5.54E-03	5.76E-02	± 5.76E-03	5.65E-02	1.10E-03
K	0.45 µ (AMP)	AA	M	1.96E-03	± 1.96E-04	1.79E-03	± 1.79E-04	1.77E-03	± 1.77E-04	1.84E-03	1.04E-04
Al	unfiltered	ICPES	M	7.97E-02	± 7.97E-03	7.86E-02	± 7.86E-03	NA		7.92E-02	7.78E-04
As	0.45 µ (AMP)	AA	mg/L	4.24E-01	± 4.24E-02	4.14E-01	± 4.14E-02	4.08E-01	± 4.08E-02	4.15E-01	8.05E-03
Se	0.45 µ (AMP)	AA	mg/L	< 3.29E-01	± mdl	< 3.29E-01	± mdl	< 3.29E-01	± mdl	< 3.29E-01	mda
Hg	0.45 µ (AMP)	AA	mg/L	< 2.90E+00	± mdl	< 2.90E+00	± mdl	< 2.90E+00	± mdl	< 2.90E+00	mdl
Total Base	unfiltered	Titration	M	4.56E+00	± 4.56E-01	4.67E+00	± 4.67E-01	4.77E+00	± 4.77E-01	4.67E+00	1.06E-01
Free OH-	unfiltered	Titration	M	4.05E+00	± 4.05E-01	4.00E+00	± 4.00E-01	4.00E+00	± 4.00E-01	4.02E+00	2.97E-02
CO32-	unfiltered	Titration	M	< 2.25E-01	± mdl	< 2.13E-01	± mdl	< 2.16E-01	± mdl	< 2.25E-01	mdl
Al(OH)4-	unfiltered	Titration	M	2.35E-01	± 2.35E-02	2.91E-01	± 2.91E-02	3.05E-01	± 3.05E-02	2.77E-01	3.70E-02
NO3-	unfiltered	IC	M	3.67E-01	± 3.67E-02	NA		NA		3.67E-01	3.67E-02
NO2-	unfiltered	IC	M	4.10E-01	± 4.10E-02	NA		NA		4.10E-01	4.10E-02
SO42-	unfiltered	IC	M	9.49E-04	± 9.49E-05	NA		NA		9.49E-04	9.49E-05
PO43-	unfiltered	IC	M	1.93E-03	± 1.93E-04	NA		NA		1.93E-03	1.93E-04
F-	unfiltered	IC	M	< 2.40E-03	± mda	NA		NA		< 2.40E-03	mda
Cl-	unfiltered	IC	M	5.78E-03	± 5.78E-04	NA		NA		5.78E-03	5.78E-04
Br-	unfiltered	IC	M	NA		NA		NA		NA	NA
C2O42-	unfiltered	IC	M	NA		NA		NA		NA	NA
CHO2	unfiltered	IC	M	NA		NA		NA		NA	NA
TBP	unfiltered	IC	mg/L	< 5.63E+00	± mda	NA		NA		< 5.63E+00	mda
DBP	unfiltered	IC	mg/L	< 5.32E+02	± mda	NA		NA		< 5.32E+02	mda
VOA	unfiltered	GC-MS	mg/L	2.81E+01	± 2.81E+00	NA		NA		2.81E+01	2.81E+00
SVOA	unfiltered	GC-MS	mg/L	< 1.13E+02	± mdl	NA		NA		< 1.13E+02	mdl
TIC	unfiltered	Titration	mg/L	9.20E+02	± 9.20E+01	1.51E+03	± 1.51E+02	1.87E+02	± 1.87E+01	8.72E+02	6.63E+02
TOC	unfiltered	Titration	mg/L	3.30E+03	± 8.25E+02	1.81E+03	± 4.53E+02	3.08E+03	± 7.70E+02	2.73E+03	8.04E+02
Total C	unfiltered	Titration	mg/L	4.22E+03	± 4.22E+02	3.33E+03	± 3.33E+02	3.27E+03	± 3.27E+02	3.61E+03	5.32E+02

Note: NA = no sample analyzed, mda and mdl = method detection (error on a less than value matches the less than value).

*Sample preparation identifies the level of filtration used on the sample. AMP signifies AMP treatment on the sample prior to analysis.

#Non-representative sample indicates that the data was determined to be inaccurate and unreflective of the actual sample value.

6.5.3 Tank 45F ICP-ES Characterization

Analyte	Sample			Sample			Sample			Average	Standard Deviation
	Preparation*	Method	Units	1	2	3	4	5	6		
Ag	unfiltered	ICPES	mg/L	< 9.58E+00	± mdl	< 9.59E+00	± mdl	NA	< 9.59E+00	mdl	
Ag	0.45 µ (AMP)	ICPES	mg/L	9.48E-01	± mdl	8.82E-01	± 8.82E-02	9.61E-01	± 9.61E-02	9.31E-01	4.23E-02
Ag	0.1 µ (AMP)	ICPES	mg/L	< 2.62E-01	± mdl	< 2.62E-01	± mdl	< 2.62E-01	± mdl	< 2.62E-01	mdl
Ag	0.02 µ (AMP)	ICPES	mg/L	6.33E-01	± 6.33E-02	5.89E-01	± 5.89E-02	7.38E-01	± 7.38E-02	6.53E-01	7.65E-02
Al	unfiltered	ICPES	M	7.97E-02	± 7.97E-03	7.86E-02	± 7.86E-03	NA	7.92E-02	7.78E-04	
Al	0.45 µ (AMP)	ICPES	M	7.83E-02	± 7.83E-03	7.78E-02	± 7.78E-03	7.78E-02	± 7.78E-03	7.79E-02	2.96E-04
Al	0.1 µ (AMP)	ICPES	M	6.50E-02	± 6.50E-03	6.50E-02	± 6.50E-03	6.50E-02	± 6.50E-03	6.50E-02	9.31E-10
Al	0.02 µ (AMP)	ICPES	M	6.95E-02	± 6.95E-03	6.89E-02	± 6.89E-03	6.94E-02	± 6.94E-03	6.93E-02	3.07E-04
B	unfiltered	ICPES	mg/L	< 1.03E+03	± mdl	< 1.04E+03	± mdl	NA	< 1.03E+03	mdl	
B	0.45 µ (AMP)	ICPES	mg/L	1.07E+02	± 1.07E+01	1.06E+02	± 1.06E+01	1.07E+02	± 1.07E+01	1.07E+02	6.58E-01
B	0.1 µ (AMP)	ICPES	mg/L	7.93E+01	± 7.93E+00	8.00E+01	± 8.00E+00	7.86E+01	± 7.86E+00	7.93E+01	6.55E-01
B	0.02 µ (AMP)	ICPES	mg/L	5.50E+01	± 5.50E+00	5.46E+01	± 5.46E+00	5.44E+01	± 5.44E+00	5.47E+01	3.18E-01
Ba	unfiltered	ICPES	mg/L	< 9.58E+00	± mdl	< 9.58E+00	± mdl	NA	< 9.58E+00	mdl	
Ba	0.45 µ (AMP)	ICPES	mg/L	2.65E+00	± 2.65E-01	2.60E+00	± 2.60E-01	2.66E+00	± 2.66E-01	2.64E+00	3.11E-02
Ba	0.1 µ (AMP)	ICPES	mg/L	1.43E+00	± 1.43E-01	1.31E+00	± 1.31E-01	1.32E+00	± 1.32E-01	1.35E+00	6.63E-02
Ba	0.02 µ (AMP)	ICPES	mg/L	1.71E+00	± 1.71E-01	1.70E+00	± 1.70E-01	1.84E+00	± 1.84E-01	1.75E+00	7.66E-02
Ca	unfiltered	ICPES	mg/L	< 2.90E+02	± mdl	< 2.90E+02	± mdl	NA	< 2.90E+02	mdl	
Ca	0.45 µ (AMP)	ICPES	mg/L	2.57E+01	± 2.57E+00	2.60E+01	± 2.60E+00	2.57E+01	± 2.57E+00	2.58E+01	1.74E-01
Ca	0.1 µ (AMP)	ICPES	mg/L	5.24E+01	± 5.24E+00	5.22E+01	± 5.22E+00	5.19E+01	± 5.19E+00	5.22E+01	2.65E-01
Ca	0.02 µ (AMP)	ICPES	mg/L	3.31E+01	± 3.31E+00	3.18E+01	± 3.18E+00	3.27E+01	± 3.27E+00	3.25E+01	6.68E-01
Cd	unfiltered	ICPES	mg/L	< 1.28E+01	± mdl	< 1.28E+01	± mdl	NA	< 1.28E+01	mdl	
Cd	0.45 µ (AMP)	ICPES	mg/L	1.23E+00	± 1.23E-01	1.46E+00	± 1.46E-01	1.24E+00	± 1.24E-01	1.31E+00	1.29E-01
Cd	0.1 µ (AMP)	ICPES	mg/L	< 7.86E-01	± mdl	< 7.86E-01	± mdl	< 7.86E-01	± mdl	< 7.86E-01	mdl
Cd	0.02 µ (AMP)	ICPES	mg/L	< 7.45E-01	± mdl	< 7.45E-01	± mdl	< 7.44E-01	± mdl	< 7.45E-01	mdl
Ce	unfiltered	ICPES	mg/L	< 1.59E+02	± mdl	< 1.59E+02	± mdl	NA	< 1.59E+02	mdl	
Ce	0.45 µ (AMP)	ICPES	mg/L	1.22E+01	± 1.22E+00	1.15E+01	± 1.15E+00	1.30E+01	± 1.30E+00	1.22E+01	7.58E-01
Ce	0.1 µ (AMP)	ICPES	mg/L	< 3.34E+00	± mdl	< 3.34E+00	± mdl	< 3.34E+00	± mdl	< 3.34E+00	mdl
Ce	0.02 µ (AMP)	ICPES	mg/L	1.37E+01	± 1.37E+00	1.26E+01	± 1.26E+00	1.46E+01	± 1.46E+00	1.36E+01	9.97E-01
Cr	unfiltered	ICPES	mg/L	< 1.09E+01	± mdl	< 1.09E+01	± mdl	NA	< 1.09E+01	mdl	
Cr	0.45 µ (AMP)	ICPES	mg/L	< 2.63E+00	± mdl	< 2.63E+00	± mdl	< 2.63E+00	± mdl	< 2.63E+00	mdl
Cr	0.1 µ (AMP)	ICPES	mg/L	1.11E+01	± 1.11E+00	7.47E+00	± 7.47E-01	7.14E+00	± 7.14E-01	8.56E+00	2.18E+00
Cr	0.02 µ (AMP)	ICPES	mg/L	< 2.48E+00	± mdl	< 2.48E+00	± mdl	< 2.48E+00	± mdl	< 2.48E+00	mdl
Cu	unfiltered	ICPES	mg/L	< 1.98E+01	± mdl	< 1.98E+01	± mdl	NA	< 1.98E+01	mdl	
Cu	0.45 µ (AMP)	ICPES	mg/L	1.25E+00	± 1.25E-01	1.34E+00	± 1.34E-01	1.30E+00	± 1.30E-01	1.30E+00	4.32E-02
Cu	0.1 µ (AMP)	ICPES	mg/L	1.02E+00	± 1.02E-01	1.00E+00	± 1.00E-01	1.00E+00	± 1.00E-01	1.01E+00	1.14E-02
Cu	0.02 µ (AMP)	ICPES	mg/L	< 6.21E-01	± mdl	< 6.21E-01	± mdl	< 6.20E-01	± mdl	< 6.20E-01	mdl
Fe	unfiltered	ICPES	mg/L	< 1.41E+01	± mdl	< 1.41E+01	± mdl	NA	< 1.41E+01	mdl	
Fe	0.45 µ (AMP)	ICPES	mg/L	4.68E+00	± 4.68E-01	4.85E+00	± 4.85E-01	4.90E+00	± 4.90E-01	4.81E+00	1.18E-01
Fe	0.1 µ (AMP)	ICPES	mg/L	5.11E+01	± 5.11E+00	3.10E+01	± 3.10E+00	3.01E+01	± 3.01E+00	3.74E+01	1.19E+01
Fe	0.02 µ (AMP)	ICPES	mg/L	9.75E+00	± 9.75E-01	6.58E+00	± 6.58E-01	6.15E+00	± 6.15E-01	7.49E+00	1.97E+00
Gd	unfiltered	ICPES	mg/L	< 1.72E+01	± mdl	< 1.72E+01	± mdl	NA	< 1.72E+01	mdl	
Gd	0.45 µ (AMP)	ICPES	mg/L	1.05E+00	± 1.05E-01	9.75E-01	± 9.75E-02	1.10E+00	± 1.10E-01	1.04E+00	6.33E-02
Gd	0.1 µ (AMP)	ICPES	mg/L	6.55E-01	± 6.55E-02	< 5.24E-01	± mdl	< 5.24E-01	± mdl	6.55E-01	6.55E-02
Gd	0.02 µ (AMP)	ICPES	mg/L	1.91E+00	± 1.91E-01	1.85E+00	± 1.85E-01	2.07E+00	± 2.07E-01	1.94E+00	1.13E-01
K	unfiltered	ICPES	M	1.56E-01	± 1.56E-02	1.56E-01	± 1.56E-02	NA	1.56E-01	0.00E+00	
K	0.45 µ (AMP)	ICPES	M	5.64E-02	± 5.64E-03	5.54E-02	± 5.54E-03	5.76E-02	± 5.76E-03	5.65E-02	1.10E-03
K	0.1 µ (AMP)	ICPES	M	4.60E-02	± 4.60E-03	4.40E-02	± 4.40E-03	4.54E-02	± 4.54E-03	4.51E-02	1.03E-03
K	0.02 µ (AMP)	ICPES	M	4.79E-02	± 4.79E-03	4.76E-02	± 4.76E-03	4.85E-02	± 4.85E-03	4.80E-02	4.51E-04
La	unfiltered	ICPES	mg/L	< 1.28E+01	± mdl	< 1.28E+01	± mdl	NA	< 1.28E+01	mdl	
La	0.45 µ (AMP)	ICPES	mg/L	1.51E+00	± 1.51E-01	1.51E+00	± 1.51E-01	1.58E+00	± 1.58E-01	1.54E+00	3.80E-02
La	0.1 µ (AMP)	ICPES	mg/L	1.17E+00	± 1.17E-01	8.58E-01	± 8.58E-02	7.21E-01	± 7.21E-02	9.17E-01	2.32E-01
La	0.02 µ (AMP)	ICPES	mg/L	2.30E+00	± 2.30E-01	2.16E+00	± 2.16E-01	2.52E+00	± 2.52E-01	2.33E+00	1.81E-01
Li	unfiltered	ICPES	mg/L	< 5.43E+01	± mdl	< 5.43E+01	± mdl	NA	< 5.43E+01	mdl	
Li	0.45 µ (AMP)	ICPES	mg/L	2.36E+00	± 2.36E-01	2.35E+00	± 2.35E-01	2.33E+00	± 2.33E-01	2.35E+00	1.37E-02
Li	0.1 µ (AMP)	ICPES	mg/L	6.49E-01	± 6.49E-02	< 1.97E-01	± mdl	< 1.97E-01	± 1.97E-02	6.49E-01	6.49E-02
Li	0.02 µ (AMP)	ICPES	mg/L	3.66E+00	± 3.66E-01	3.48E+00	± 3.48E-01	4.11E+00	± 4.11E-01	3.75E+00	3.25E-01
Mg	unfiltered	ICPES	mg/L	< 3.96E+01	± mdl	< 3.96E+01	± mdl	NA	< 3.96E+01	mdl	
Mg	0.45 µ (AMP)	ICPES	mg/L	3.45E+00	± 3.45E-01	3.45E+00	± 3.45E-01	3.48E+00	± 3.48E-01	3.46E+00	1.90E-02
Mg	0.1 µ (AMP)	ICPES	mg/L	8.91E+00	± 8.91E-01	8.85E+00	± 8.85E-01	8.78E+00	± 8.78E-01	8.85E+00	6.55E-02
Mg	0.02 µ (AMP)	ICPES	mg/L	5.61E+00	± 5.61E-01	5.47E+00	± 5.47E-01	5.64E+00	± 5.64E-01	5.58E+00	9.09E-02

*Sample preparation identifies the level of filtration used on the sample. AMP signifies AMP treatment on the sample prior to analysis.

Sample				Sample			Standard	
Analyte	Preparation*	Method	Units	1	2	3	Average	Deviation
Mn	unfiltered	ICPES	mg/L	< 1.41E+01 ± mdl	< 1.41E+01 ± mdl	NA	< 1.41E+01	mdl
Mn	0.45 µ (AMP)	ICPES	mg/L	< 1.98E-01 ± mdl	< 1.98E-01 ± mdl	< 1.98E-01 ± mdl	< 1.98E-01	mdl
Mn	0.1 µ (AMP)	ICPES	mg/L	6.75E+00 ± 6.75E-01	4.44E+00 ± 4.44E-01	4.48E+00 ± 4.48E-01	5.22E+00	1.32E+00
Mn	0.02 µ (AMP)	ICPES	mg/L	< 1.86E-01 ± mdl	< 1.86E-01 ± mdl	< 1.86E-01 ± mdl	< 1.86E-01	mdl
Mo	unfiltered	ICPES	mg/L	< 1.30E+02 ± mdl	< 1.30E+02 ± mdl	NA	< 1.30E+02	mdl
Mo	0.45 µ (AMP)	ICPES	mg/L	6.35E+02 ± 6.35E+01	6.30E+02 ± 6.30E+01	6.45E+02 ± 6.45E+01	6.37E+02	7.69E+00
Mo	0.1 µ (AMP)	ICPES	mg/L	2.61E+01 ± 2.61E+00	2.25E+01 ± 2.25E+00	2.44E+01 ± 2.44E+00	2.43E+01	1.77E+00
Mo	0.02 µ (AMP)	ICPES	mg/L	2.58E+01 ± 2.58E+00	2.53E+01 ± 2.53E+00	2.59E+01 ± 2.59E+00	2.57E+01	3.07E-01
Na	unfiltered	ICPES	M	6.11E+00 ± 6.11E-01	6.03E+00 ± 6.03E-01	NA	6.07E+00	5.66E-02
Na	0.45 µ (AMP)	ICPES	M	6.07E+00 ± 6.07E-01	6.04E+00 ± 6.04E-01	6.07E+00 ± 6.07E-01	6.06E+00	1.73E-02
Na	0.1 µ (AMP)	ICPES	M	4.99E+00 ± 4.99E-01	5.01E+00 ± 5.01E-01	4.93E+00 ± 4.93E-01	4.98E+00	4.16E-02
Na	0.02 µ (AMP)	ICPES	M	5.37E+00 ± 5.37E-01	5.29E+00 ± 5.29E-01	5.29E+00 ± 5.29E-01	5.32E+00	4.62E-02
Ni	unfiltered	ICPES	mg/L	< 4.79E+01 ± mdl	< 4.79E+01 ± mdl	NA	< 4.79E+01	mdl
Ni	0.45 µ (AMP)	ICPES	mg/L	< 2.96E+00 ± mdl	< 2.96E+00 ± mdl	< 2.96E+00 ± mdl	< 2.96E+00	mdl
Ni	0.1 µ (AMP)	ICPES	mg/L	4.29E+00 ± 4.29E-01	3.57E+00 ± 3.57E-01	< 2.95E+00 ± mdl	3.93E+00	5.05E-01
Ni	0.02 µ (AMP)	ICPES	mg/L	< 2.79E+00 ± mdl	< 2.79E+00 ± mdl	< 2.79E+00 ± mdl	< 2.79E+00	mdl
P	unfiltered	ICPES	mg/L	< 3.10E+02 ± mdl	< 3.10E+02 ± mdl	NA	3.10E+02	mdl
P	0.45 µ (AMP)	ICPES	mg/L	1.57E+02 ± 1.57E+01	1.55E+02 ± 1.55E+01	1.54E+02 ± 1.54E+01	1.55E+02	1.37E+00
P	0.1 µ (AMP)	ICPES	mg/L	1.08E+02 ± 1.08E+01	9.50E+01 ± 9.50E+00	1.02E+02 ± 1.02E+01	1.02E+02	6.56E+00
P	0.02 µ (AMP)	ICPES	mg/L	1.30E+02 ± 1.30E+01	1.29E+02 ± 1.29E+01	1.25E+02 ± 1.25E+01	1.28E+02	2.84E+00
Pb	unfiltered	ICPES	mg/L	< 1.57E+02 ± mdl	< 1.57E+02 ± mdl	NA	< 1.57E+02	mdl
Pb	0.45 µ (AMP)	ICPES	mg/L	< 1.88E+01 ± mdl	< 1.88E+01 ± mdl	< 1.88E+01 ± mdl	< 1.88E+01	mdl
Pb	0.1 µ (AMP)	ICPES	mg/L	< 1.87E+01 ± mdl	< 1.87E+01 ± mdl	< 1.87E+01 ± mdl	< 1.87E+01	mdl
Pb	0.02 µ (AMP)	ICPES	mg/L	< 1.78E+01 ± mdl	< 1.78E+01 ± mdl	< 1.78E+01 ± mdl	< 1.78E+01	mdl
S	unfiltered	ICPES	mg/L	< 2.44E+02 ± mdl	< 2.44E+02 ± mdl	NA	< 2.44E+02	mdl
S	0.45 µ (AMP)	ICPES	mg/L	1.26E+02 ± 1.26E+01	1.24E+02 ± 1.24E+01	1.24E+02 ± 1.24E+01	1.25E+02	7.60E-01
S	0.1 µ (AMP)	ICPES	mg/L	1.37E+02 ± 1.37E+01	1.30E+02 ± 1.30E+01	1.32E+02 ± 1.32E+01	1.33E+02	3.73E+00
S	0.02 µ (AMP)	ICPES	mg/L	1.62E+02 ± 1.62E+01	1.56E+02 ± 1.56E+01	1.60E+02 ± 1.60E+01	1.60E+02	2.82E+00
Sb	unfiltered	ICPES	mg/L	< 9.65E+01 ± mdl	< 9.65E+01 ± mdl	NA	< 9.65E+01	mdl
Sb	0.45 µ (AMP)	ICPES	mg/L	1.11E+01 ± 1.11E+00	1.15E+01 ± 1.15E+00	1.21E+01 ± 1.21E+00	1.15E+01	4.67E-01
Sb	0.1 µ (AMP)	ICPES	mg/L	7.47E+00 ± 7.47E-01	6.88E+00 ± 6.88E-01	6.53E+00 ± 6.53E-01	6.96E+00	4.74E-01
Sb	0.02 µ (AMP)	ICPES	mg/L	9.50E+00 ± 9.50E-01	9.13E+00 ± 9.13E-01	9.18E+00 ± 9.18E-01	9.27E+00	2.02E-01
Si	unfiltered	ICPES	mg/L	< 2.36E+01 ± mdl	< 2.36E+01 ± mdl	NA	< 2.36E+01	mdl
Si	0.45 µ (AMP)	ICPES	mg/L	1.84E+01 ± 1.84E+00	1.90E+01 ± 1.90E+00	1.89E+01 ± 1.89E+00	1.88E+01	2.87E-01
Si	0.1 µ (AMP)	ICPES	mg/L	1.38E+01 ± 1.38E+00	1.38E+01 ± 1.38E+00	1.33E+01 ± 1.33E+00	1.36E+01	2.65E-01
Si	0.02 µ (AMP)	ICPES	mg/L	3.32E+00 ± 3.32E-01	2.17E+00 ± 2.17E-01	2.36E+00 ± 2.36E-01	2.62E+00	6.17E-01
Sn	unfiltered	ICPES	mg/L	< 1.57E+02 ± mdl	< 1.57E+02 ± mdl	NA	< 1.57E+02	mdl
Sn	0.45 µ (AMP)	ICPES	mg/L	9.15E+00 ± 9.15E-01	1.03E+01 ± 1.03E+00	9.15E+00 ± 9.15E-01	9.53E+00	6.46E-01
Sn	0.1 µ (AMP)	ICPES	mg/L	< 7.47E+00 ± mdl	< 7.47E+00 ± mdl	< 7.47E+00 ± mdl	< 7.47E+00	mdl
Sn	0.02 µ (AMP)	ICPES	mg/L	7.64E+00 ± 7.64E-01	7.58E+00 ± 7.58E-01	8.99E+00 ± 8.99E-01	8.07E+00	7.99E-01
Sr	unfiltered	ICPES	mg/L	< 6.39E+01 ± mdl	< 6.39E+01 ± mdl	NA	< 6.39E+01	mdl
Sr	0.45 µ (AMP)	ICPES	mg/L	6.19E+00 ± 6.19E-01	6.18E+00 ± 6.18E-01	6.28E+00 ± 6.28E-01	6.22E+00	5.14E-02
Sr	0.1 µ (AMP)	ICPES	mg/L	1.23E+01 ± 1.23E+00	1.22E+01 ± 1.22E+00	1.23E+01 ± 1.23E+00	1.23E+01	7.57E-02
Sr	0.02 µ (AMP)	ICPES	mg/L	8.51E+00 ± 8.51E-01	8.26E+00 ± 8.26E-01	8.37E+00 ± 8.37E-01	8.38E+00	1.24E-01
Ti	unfiltered	ICPES	mg/L	< 3.83E+00 ± mdl	< 3.83E+00 ± mdl	NA	< 3.83E+00	mdl
Ti	0.45 µ (AMP)	ICPES	mg/L	< 8.56E-01 ± mdl	< 8.56E-01 ± mdl	< 8.56E-01 ± mdl	< 8.56E-01	mdl
Ti	0.1 µ (AMP)	ICPES	mg/L	< 8.07E-01 ± mdl	< 8.06E-01 ± mdl	< 8.06E-01 ± mdl	< 8.07E-01	mdl
Ti	0.02 µ (AMP)	ICPES	mg/L	< 8.07E-01 ± mdl	< 8.07E-01 ± mdl	< 8.07E-01 ± mdl	< 8.07E-01	mdl
U	unfiltered	ICPES	mg/L	< 4.82E+02 ± mdl	< 4.82E+02 ± mdl	NA	4.82E+02	mdl
U	0.45 µ (AMP)	ICPES	mg/L	< 4.27E+01 ± mdl	< 4.27E+01 ± mdl	< 4.27E+01 ± mdl	< 4.27E+01	mdl
U	0.1 µ (AMP)	ICPES	mg/L	< 1.14E+01 ± mdl	< 1.14E+01 ± mdl	< 1.14E+01 ± mdl	< 1.14E+01	mdl
U	0.02 µ (AMP)	ICPES	mg/L	2.94E+01 ± 2.94E+00	2.81E+01 ± 2.81E+00	3.31E+01 ± 3.31E+00	3.02E+01	2.60E+00
V	unfiltered	ICPES	mg/L	< 7.03E+00 ± mdl	< 7.03E+00 ± mdl	NA	< 7.03E+00	mdl
V	0.45 µ (AMP)	ICPES	mg/L	3.79E+00 ± 3.79E-01	3.66E+00 ± 3.66E-01	4.14E+00 ± 4.14E-01	3.87E+00	2.48E-01
V	0.1 µ (AMP)	ICPES	mg/L	3.06E+00 ± 3.06E-01	3.17E+00 ± 3.17E-01	2.96E+00 ± 2.96E-01	3.06E+00	1.02E-01
V	0.02 µ (AMP)	ICPES	mg/L	2.25E+00 ± 2.25E-01	2.21E+00 ± 2.21E-01	2.25E+00 ± 2.25E-01	2.24E+00	2.21E-02
Zn	unfiltered	ICPES	mg/L	< 7.67E+00 ± mdl	< 7.67E+00 ± mdl	NA	< 7.67E+00	mdl
Zn	0.45 µ (AMP)	ICPES	mg/L	1.67E+01 ± 1.67E+00	1.67E+01 ± 1.67E+00	1.68E+01 ± 1.68E+00	1.67E+01	7.60E-02
Zn	0.1 µ (AMP)	ICPES	mg/L	1.39E+01 ± 1.39E+00	1.36E+01 ± 1.36E+00	1.36E+01 ± 1.36E+00	1.37E+01	1.89E-01
Zn	0.02 µ (AMP)	ICPES	mg/L	1.54E+01 ± 1.54E+00	1.47E+01 ± 1.47E+00	1.48E+01 ± 1.48E+00	1.50E+01	3.95E-01
Zr	unfiltered	ICPES	mg/L	< 7.67E+00 ± mdl	< 7.67E+00 ± mdl	NA	< 7.67E+00	mdl
Zr	0.45 µ (AMP)	ICPES	mg/L	< 9.22E-01 ± mdl	< 9.22E-01 ± mdl	< 9.22E-01 ± mdl	< 9.22E-01	mdl
Zr	0.1 µ (AMP)	ICPES	mg/L	< 9.17E-01 ± mdl	< 9.17E-01 ± mdl	< 9.17E-01 ± mdl	< 9.17E-01	mdl
Zr	0.02 µ (AMP)	ICPES	mg/L	< 8.69E-01 ± mdl	< 8.69E-01 ± mdl	< 8.69E-01 ± mdl	< 8.69E-01	mdl

*Sample preparation identifies the level of filtration used on the sample. AMP signifies AMP treatment on the sample prior to analysis.

6.5.4 Tank 45F ICP-MS Characterization

Sample				Sample						Standard	
Analyte	Preparation*	Method	Units	1		2		3		Average	Deviation
Zr	acid digested	ICP-MS	mg/L	2.11E-01	± 5.28E-02	1.86E-01	± 4.65E-02	2.02E-01	± 5.06E-02	2.00E-01	1.27E-02
Zr	0.45 µ (AMP)	ICP-MS	mg/L	7.44E-02	± 1.86E-02	bdl	± bdl	9.22E-02	± 2.31E-02	8.33E-02	1.26E-02
Zr	0.1 µ (AMP)	ICP-MS	mg/L	bdl	± bdl	7.90E-02	± 1.98E-02	bdl	± bdl	7.90E-02	1.98E-02
Zr	0.02 µ (AMP)	ICP-MS	mg/L	bdl	± bdl	bdl	± bdl	bdl	± bdl	bdl	bdl
Tc-99	acid digested	ICP-MS	mg/L	2.54E+00	± 6.34E-01	2.73E+00	± 6.83E-01	2.69E+00	± 6.72E-01	2.65E+00	1.02E-01
Tc-99	0.45 µ (AMP)	ICP-MS	mg/L	3.19E+00	± 7.98E-01	3.01E+00	± 7.53E-01	2.84E+00	± 7.10E-01	3.01E+00	1.76E-01
Tc-99	0.1 µ (AMP)	ICP-MS	mg/L	2.81E+00	± 7.03E-01	2.78E+00	± 6.95E-01	2.92E+00	± 7.29E-01	2.84E+00	1.65E+00
Tc-99	0.02 µ (AMP)	ICP-MS	mg/L	2.63E+00	± 6.56E-01	2.62E+00	± 6.55E-01	2.70E+00	± 6.75E-01	2.65E+00	1.54E+00
Tc-99	acid digested	ICP-MS	pCi/mL	4.31E+04	± 1.08E+04	4.64E+04	± 1.16E+04	4.56E+04	± 1.14E+04	4.50E+04	1.73E+03
Tc-99	0.45 µ (AMP)	ICP-MS	pCi/mL	5.41E+04	± 1.35E+04	5.11E+04	± 1.28E+04	4.82E+04	± 1.20E+04	5.11E+04	2.99E+03
Tc-99	0.1 µ (AMP)	ICP-MS	pCi/mL	4.77E+04	± 1.19E+04	4.72E+04	± 1.18E+04	4.95E+04	± 1.24E+04	4.81E+04	1.21E+03
Tc-99	0.02 µ (AMP)	ICP-MS	pCi/mL	4.46E+04	± 1.11E+04	4.44E+04	± 1.11E+04	4.58E+04	± 1.15E+04	4.49E+04	7.57E+02
Mo	acid digested	ICP-MS	mg/L	1.63E+01	± 4.07E+00	1.79E+01	± 4.48E+00	1.76E+01	± 4.41E+00	1.73E+01	8.68E-01
Mo	0.45 µ (AMP)	ICP-MS	mg/L	1.47E+02	± 3.66E+01	1.40E+02	± 3.50E+01	1.32E+02	± 3.29E+01	1.39E+02	7.46E+00
Mo	0.1 µ (AMP)	ICP-MS	mg/L	4.17E+01	± 1.04E+01	3.23E+01	± 8.08E+00	3.93E+01	± 9.83E+00	3.78E+01	4.89E+00
Mo	0.02 µ (AMP)	ICP-MS	mg/L	4.71E+01	± 1.18E+01	4.89E+01	± 1.27E+01	3.86E+01	± 9.65E+00	4.49E+01	5.50E+00
Ag	acid digested	ICP-MS	mg/L	4.96E-02	± 1.24E-02	5.51E-02	± 1.38E-02	5.91E-02	± 1.48E-02	5.46E-02	4.75E-03
Ag	0.45 µ (AMP)	ICP-MS	mg/L	bdl	± bdl	bdl	± bdl	bdl	± bdl	bdl	bdl
Ag	0.1 µ (AMP)	ICP-MS	mg/L	bdl	± bdl	bdl	± bdl	bdl	± bdl	bdl	bdl
Ag	0.02 µ (AMP)	ICP-MS	mg/L	bdl	± bdl	bdl	± bdl	bdl	± bdl	bdl	bdl
Pd	acid digested	ICP-MS	mg/L	1.80E-02	± 4.50E-03	1.53E-02	± 3.81E-03	2.04E-02	± 5.09E-03	1.79E-02	2.56E-03
Pd	0.45 µ (AMP)	ICP-MS	mg/L	bdl	± bdl	6.19E-03	± 1.55E-03	bdl	± bdl	6.19E-03	1.55E-03
Pd	0.1 µ (AMP)	ICP-MS	mg/L	bdl	± bdl	bdl	± bdl	9.56E-03	± 2.39E-03	9.56E-03	2.39E-03
Pd	0.02 µ (AMP)	ICP-MS	mg/L	7.27E-03	± 1.82E-03	bdl	± bdl	9.66E-03	± 2.41E-03	9.66E-03	2.41E-03
Rh	acid digested	ICP-MS	mg/L	6.78E-01	± 1.70E-01	7.28E-01	± 1.82E-01	7.37E-01	± 1.84E-01	7.15E-01	3.16E-02
Rh	0.45 µ (AMP)	ICP-MS	mg/L	8.02E-01	± 2.01E-01	7.78E-01	± 1.95E-01	7.08E-01	± 1.77E-01	7.63E-01	4.88E-02
Rh	0.1 µ (AMP)	ICP-MS	mg/L	7.02E-01	± 1.75E-01	6.69E-01	± 1.67E-01	7.65E-01	± 1.91E-01	7.12E-01	4.86E-02
Rh	0.02 µ (AMP)	ICP-MS	mg/L	7.10E-01	± 1.78E-01	5.46E-01	± 1.37E-01	7.33E-01	± 1.83E-01	6.63E-01	1.02E-01
Ru	acid digested	ICP-MS	mg/L	6.15E-02	± 1.54E-02	7.02E-02	± 1.76E-02	7.99E-02	± 2.00E-02	7.06E-02	9.19E-03
Ru	0.45 µ (AMP)	ICP-MS	mg/L	3.47E-02	± 8.67E-03	4.50E-03	± 1.13E-03	3.59E-02	± 8.98E-03	2.50E-02	1.78E-02
Ru	0.1 µ (AMP)	ICP-MS	mg/L	4.79E-02	± 1.20E-02	3.09E-02	± 7.72E-03	3.26E-03	± 8.16E-04	2.74E-02	2.25E-02
Ru	0.02 µ (AMP)	ICP-MS	mg/L	3.53E-03	± bdl	bdl	± bdl	4.80E-03	± 1.20E-03	4.17E-03	1.20E-03
Cd	acid digested	ICP-MS	mg/L	1.02E-01	± 2.55E-02	1.05E-01	± 2.64E-02	1.10E-01	± 2.75E-02	1.06E-01	3.99E-03
Cd	0.45 µ (AMP)	ICP-MS	mg/L	3.10E-01	± 7.76E-02	2.69E-01	± 6.72E-02	3.86E-01	± 9.64E-02	3.22E-01	5.92E-02
Cd	0.1 µ (AMP)	ICP-MS	mg/L	1.43E-01	± 3.57E-02	1.73E-01	± 4.33E-02	1.15E-01	± 2.89E-02	1.44E-01	2.89E-02
Cd	0.02 µ (AMP)	ICP-MS	mg/L	1.59E-01	± 3.97E-02	1.72E-01	± 4.31E-02	1.07E-01	± 2.66E-02	1.46E-01	3.47E-02
Sn	acid digested	ICP-MS	mg/L	1.96E+00	± 4.89E-01	2.11E+00	± 5.29E-01	2.09E+00	± 5.23E-01	2.05E+00	8.49E-02
Sn	0.45 µ (AMP)	ICP-MS	mg/L	2.27E+00	± 5.67E-01	2.17E+00	± 5.43E-01	2.04E+00	± 5.11E-01	2.16E+00	1.13E-01
Sn	0.1 µ (AMP)	ICP-MS	mg/L	1.94E+00	± 4.84E-01	1.93E+00	± 4.83E-01	2.28E+00	± 5.70E-01	2.05E+00	1.99E-01
Sn	0.02 µ (AMP)	ICP-MS	mg/L	2.41E+00	± 6.03E-01	2.04E+00	± 5.11E-01	2.14E+00	± 5.36E-01	2.20E+00	1.91E-01
La	acid digested	ICP-MS	mg/L	bdl	± bdl	bdl	± bdl	bdl	± bdl	bdl	bdl
La	0.45 µ (AMP)	ICP-MS	mg/L	bdl	± bdl	bdl	± bdl	bdl	± bdl	bdl	bdl
La	0.1 µ (AMP)	ICP-MS	mg/L	bdl	± bdl	bdl	± bdl	bdl	± bdl	bdl	bdl
La	0.02 µ (AMP)	ICP-MS	mg/L	bdl	± bdl	bdl	± bdl	bdl	± bdl	bdl	bdl
Ce	acid digested	ICP-MS	mg/L	bdl	± bdl	bdl	± bdl	bdl	± bdl	bdl	bdl
Ce	0.45 µ (AMP)	ICP-MS	mg/L	bdl	± bdl	bdl	± bdl	bdl	± bdl	bdl	bdl
Ce	0.1 µ (AMP)	ICP-MS	mg/L	bdl	± bdl	bdl	± bdl	bdl	± bdl	bdl	bdl
Ce	0.02 µ (AMP)	ICP-MS	mg/L	6.50E-03	± 1.63E-03	bdl	± bdl	bdl	± bdl	6.50E-03	1.63E-03
W	acid digested	ICP-MS	mg/L	6.33E-01	± 1.58E-01	6.63E-01	± 1.66E-01	6.51E-01	± 1.63E-01	6.49E-01	1.53E-02
W	0.45 µ (AMP)	ICP-MS	mg/L	1.09E+00	± 2.71E-01	7.35E-01	± 1.84E-01	9.25E-01	± 2.31E-01	9.15E-01	1.76E-01
W	0.1 µ (AMP)	ICP-MS	mg/L	8.77E-01	± 2.19E-01	8.74E-01	± 2.18E-01	6.63E-01	± 1.66E-01	8.05E-01	1.23E-01
W	0.02 µ (AMP)	ICP-MS	mg/L	6.71E-01	± 1.68E-01	5.92E-01	± 1.48E-01	6.21E-01	± 1.55E-01	6.28E-01	3.99E-02

Note: NA = no sample analyzed, bdl = below detection limit

*Sample preparation identifies the level of filtration used on the sample. AMP signifies AMP treatment on the sample prior to analysis.

Sample				Sample						Standard	
Analyte	Preparation*	Method	Units	1		2		3		Average	Deviation
Re	acid digested	ICP-MS	mg/L	bdl	±	bdl	bdl	±	bdl	bdl	bdl
Re	0.45 µ (AMP)	ICP-MS	mg/L	bdl	±	bdl	8.75E-03	±	2.19E-03	8.75E-03	2.19E-03
Re	0.1 µ (AMP)	ICP-MS	mg/L	bdl	±	bdl	bdl	±	bdl	8.04E-03	2.01E-03
Re	0.02 µ (AMP)	ICP-MS	mg/L	1.10E-02	±	2.75E-03	bdl	±	bdl	7.68E-03	1.92E-03
Os	acid digested	ICP-MS	mg/L	bdl	±	bdl	bdl	±	bdl	bdl	bdl
Os	0.45 µ (AMP)	ICP-MS	mg/L	bdl	±	bdl	bdl	±	bdl	bdl	bdl
Os	0.1 µ (AMP)	ICP-MS	mg/L	bdl	±	bdl	bdl	±	bdl	bdl	bdl
Os	0.02 µ (AMP)	ICP-MS	mg/L	bdl	±	bdl	bdl	±	bdl	bdl	bdl
Ir	acid digested	ICP-MS	mg/L	bdl	±	bdl	bdl	±	bdl	bdl	bdl
Ir	0.45 µ (AMP)	ICP-MS	mg/L	bdl	±	bdl	bdl	±	bdl	bdl	bdl
Ir	0.1 µ (AMP)	ICP-MS	mg/L	bdl	±	bdl	bdl	±	bdl	bdl	bdl
Ir	0.02 µ (AMP)	ICP-MS	mg/L	bdl	±	bdl	bdl	±	bdl	bdl	bdl
Pt	acid digested	ICP-MS	mg/L	2.24E-02	±	5.60E-03	2.87E-02	±	7.17E-03	2.39E-02	5.98E-03
Pt	0.45 µ (AMP)	ICP-MS	mg/L	bdl	±	bdl	bdl	±	bdl	bdl	bdl
Pt	0.1 µ (AMP)	ICP-MS	mg/L	bdl	±	bdl	2.29E-02	±	5.72E-03	bdl	5.72E-03
Pt	0.02 µ (AMP)	ICP-MS	mg/L	bdl	±	bdl	bdl	±	bdl	bdl	bdl
Au	acid digested	ICP-MS	mg/L	2.26E+00	±	5.66E-01	1.85E+00	±	4.63E-01	1.77E+00	4.43E-01
Au	0.45 µ (AMP)	ICP-MS	mg/L	1.07E+00	±	2.67E-01	bdl	±	bdl	1.05E+00	2.62E-01
Au	0.1 µ (AMP)	ICP-MS	mg/L	7.04E-01	±	1.76E-01	3.91E-01	±	9.78E-02	bdl	±
Au	0.02 µ (AMP)	ICP-MS	mg/L	bdl	±	bdl	bdl	±	bdl	bdl	±
Hg	acid digested	ICP-MS	mg/L	bdl	±	bdl	bdl	±	bdl	bdl	±
Hg	0.45 µ (AMP)	ICP-MS	mg/L	1.08E-02	±	2.70E-03	bdl	±	bdl	bdl	±
Hg	0.1 µ (AMP)	ICP-MS	mg/L	bdl	±	bdl	bdl	±	bdl	bdl	±
Hg	0.02 µ (AMP)	ICP-MS	mg/L	bdl	±	bdl	bdl	±	bdl	bdl	±
Pb	acid digested	ICP-MS	mg/L	1.49E+00	±	3.73E-01	1.59E+00	±	3.97E-01	1.58E+00	3.96E-01
Pb	0.45 µ (AMP)	ICP-MS	mg/L	1.88E+00	±	4.69E-01	1.38E+00	±	3.45E-01	1.69E+00	4.21E-01
Pb	0.1 µ (AMP)	ICP-MS	mg/L	1.66E+00	±	4.16E-01	1.57E+00	±	3.93E-01	1.38E+00	3.45E-01
Pb	0.02 µ (AMP)	ICP-MS	mg/L	1.16E+00	±	2.90E-01	1.11E+00	±	2.77E-01	1.14E+00	2.86E-01
U-235	acid digested	ICP-MS	mg/L	bdl	±	bdl	bdl	±	bdl	bdl	±
U-235	0.45 µ (AMP)	ICP-MS	mg/L	bdl	±	bdl	bdl	±	bdl	bdl	±
U-235	0.1 µ (AMP)	ICP-MS	mg/L	bdl	±	bdl	bdl	±	bdl	bdl	±
U-235	0.02 µ (AMP)	ICP-MS	mg/L	bdl	±	bdl	1.79E-02	±	4.48E-03	bdl	±
U-238	acid digested	ICP-MS	mg/L	3.53E-01	±	8.82E-02	3.92E-01	±	9.80E-02	3.84E-01	9.61E-02
U-238	0.45 µ (AMP)	ICP-MS	mg/L	5.63E-01	±	1.41E-01	3.74E-01	±	9.34E-02	5.04E-01	1.26E-01
U-238	0.1 µ (AMP)	ICP-MS	mg/L	4.71E-01	±	1.18E-01	4.81E-01	±	1.20E-01	3.97E-01	9.92E-02
U-238	0.02 µ (AMP)	ICP-MS	mg/L	7.89E-01	±	1.97E-01	8.79E-01	±	2.20E-01	4.90E-01	1.23E-01
Total U	acid digested	ICP-MS	mg/L	3.53E-01	±	8.82E-02	3.92E-01	±	9.80E-02	3.84E-01	9.61E-02
Total U	0.45 µ (AMP)	ICP-MS	mg/L	5.63E-01	±	1.41E-01	3.74E-01	±	9.34E-02	5.04E-01	1.26E-01
Total U	0.1 µ (AMP)	ICP-MS	mg/L	4.71E-01	±	1.18E-01	4.81E-01	±	1.20E-01	3.97E-01	9.92E-02
Total U	0.02 µ (AMP)	ICP-MS	mg/L	8.03E-01	±	2.01E-01	9.12E-01	±	bdl	4.90E-01	1.23E-01

Note: NA = no sample analyzed, bdl = below detection limit,

*Sample preparation identifies the level of filtration used on the sample. AMP signifies AMP treatment on the sample prior to analysis.

Sample				Sample						Standard	
Analyte	Preparation*	Method	Units	1		2		3		Average	Deviation
% U235	acid digested	ICP-MS	%	0.00E+00	± 0.00E+00	0.00E+00	± 0.00E+00	0.00E+00	± 0.00E+00	0.00E+00	0.00E+00
% U238	acid digested	ICP-MS	%	1.00E+02	± 2.50E+01	1.00E+02	± 2.50E+01	1.00E+02	± 2.50E+01	1.00E+02	0.00E+00
% U235	0.45 µ (AMP)	ICP-MS	%	0.00E+00	± 0.00E+00	0.00E+00	± 0.00E+00	0.00E+00	± 0.00E+00	0.00E+00	0.00E+00
% U238	0.45 µ (AMP)	ICP-MS	%	1.00E+02	± 2.50E+01	1.00E+02	± 2.50E+01	1.00E+02	± 2.50E+01	1.00E+02	0.00E+00
% U235	0.1 µ (AMP)	ICP-MS	%	0.00E+00	± 0.00E+00	0.00E+00	± 0.00E+00	0.00E+00	± 0.00E+00	0.00E+00	0.00E+00
% U238	0.1 µ (AMP)	ICP-MS	%	1.00E+02	± 2.50E+01	1.00E+02	± 2.50E+01	1.00E+02	± 2.50E+01	1.00E+02	0.00E+00
% U235	0.02 µ (AMP)	ICP-MS	%	0.00E+00	± 0.00E+00	1.97E+00	± 0.00E+00	0.00E+00	± 0.00E+00	0.00E+00	0.00E+00
% U238	0.02 µ (AMP)	ICP-MS	%	1.00E+02	± 2.50E+01	1.00E+02	± 2.50E+01	1.00E+02	± 2.50E+01	1.00E+02	0.00E+00
U-235	acid digested	ICP-MS	pCi/mL	bdl	± bdl	bdl	± bdl	bdl	± bdl	bdl	bdl
U-235	0.45 µ (AMP)	ICP-MS	pCi/mL	bdl	± bdl	bdl	± bdl	bdl	± bdl	bdl	bdl
U-235	0.1 µ (AMP)	ICP-MS	pCi/mL	bdl	± bdl	bdl	± bdl	bdl	± bdl	bdl	bdl
U-235	0.02 µ (AMP)	ICP-MS	pCi/mL	bdl	± bdl	3.90E-02	± 9.75E-03	bdl	± bdl	3.90E-02	9.75E-03
U-238	acid digested	ICP-MS	pCi/mL	1.17E-01	± 2.93E-02	1.31E-01	± 3.26E-02	1.28E-01	± 3.20E-02	1.25E-01	7.20E-03
U-238	0.45 µ (AMP)	ICP-MS	pCi/mL	1.87E-01	± 4.68E-02	1.24E-01	± 3.10E-02	1.68E-01	± 4.20E-02	1.60E-01	3.23E-02
U-238	0.1 µ (AMP)	ICP-MS	pCi/mL	1.57E-01	± 3.93E-02	1.60E-01	± 4.00E-02	1.32E-01	± 3.30E-02	1.50E-01	1.54E-02
U-238	0.02 µ (AMP)	ICP-MS	pCi/mL	2.63E-01	± 6.58E-02	2.93E-01	± 7.32E-02	1.63E-01	± 4.08E-02	2.40E-01	6.78E-02
Np-237	acid digested	ICP-MS	mg/L	bdl	± bdl	bdl	± bdl	bdl	± bdl	bdl	bdl
Np-237	0.45 µ (AMP)	ICP-MS	mg/L	bdl	± bdl	bdl	± bdl	bdl	± bdl	bdl	bdl
Np-237	0.1 µ (AMP)	ICP-MS	mg/L	bdl	± bdl	bdl	± bdl	bdl	± bdl	bdl	bdl
Np-237	0.02 µ (AMP)	ICP-MS	mg/L	bdl	± bdl	bdl	± bdl	bdl	± bdl	bdl	bdl
Np-237	acid digested	ICP-MS	pCi/mL	bdl	± bdl	bdl	± bdl	bdl	± bdl	bdl	bdl
Np-237	0.45 µ (AMP)	ICP-MS	pCi/mL	bdl	± bdl	bdl	± bdl	bdl	± bdl	bdl	bdl
Np-237	0.1 µ (AMP)	ICP-MS	pCi/mL	bdl	± bdl	bdl	± bdl	bdl	± bdl	bdl	bdl
Np-237	0.02 µ (AMP)	ICP-MS	pCi/mL	bdl	± bdl	bdl	± bdl	bdl	± bdl	bdl	bdl
Pu-239	acid digested	ICP-MS	mg/L	bdl	± bdl	bdl	± bdl	bdl	± bdl	bdl	bdl
Pu-239	0.45 µ (AMP)	ICP-MS	mg/L	bdl	± bdl	bdl	± bdl	bdl	± bdl	bdl	bdl
Pu-239	0.1 µ (AMP)	ICP-MS	mg/L	bdl	± bdl	bdl	± bdl	bdl	± bdl	bdl	bdl
Pu-239	0.02 µ (AMP)	ICP-MS	mg/L	1.85E-02	± 4.62E-03	1.92E-02	± 4.81E-03	bdl	± bdl	1.89E-02	5.48E-04
Pu-239	acid digested	ICP-MS	pCi/mL	bdl	± bdl	bdl	± bdl	bdl	± bdl	bdl	bdl
Pu-239	0.45 µ (AMP)	ICP-MS	pCi/mL	bdl	± bdl	bdl	± bdl	bdl	± bdl	bdl	bdl
Pu-239	0.1 µ (AMP)	ICP-MS	pCi/mL	bdl	± bdl	bdl	± bdl	bdl	± bdl	bdl	bdl
Pu-239	0.02 µ (AMP)	ICP-MS	pCi/mL	1.13E+03	± 2.83E+02	1.18E+03	± 2.96E+02	bdl	± bdl	1.16E+03	3.48E+01
Pu-240	acid digested	ICP-MS	mg/L	bdl	± bdl	bdl	± bdl	bdl	± bdl	bdl	bdl
Pu-240	0.45 µ (AMP)	ICP-MS	mg/L	bdl	± bdl	bdl	± bdl	bdl	± bdl	bdl	bdl
Pu-240	0.1 µ (AMP)	ICP-MS	mg/L	bdl	± bdl	bdl	± bdl	bdl	± bdl	bdl	bdl
Pu-240	0.02 µ (AMP)	ICP-MS	mg/L	bdl	± bdl	bdl	± bdl	bdl	± bdl	bdl	bdl
Pu-240	acid digested	ICP-MS	pCi/mL	bdl	± bdl	bdl	± bdl	bdl	± bdl	bdl	bdl
Pu-240	0.45 µ (AMP)	ICP-MS	pCi/mL	bdl	± bdl	bdl	± bdl	bdl	± bdl	bdl	bdl
Pu-240	0.1 µ (AMP)	ICP-MS	pCi/mL	bdl	± bdl	bdl	± bdl	bdl	± bdl	bdl	bdl
Pu-240	0.02 µ (AMP)	ICP-MS	pCi/mL	bdl	± bdl	bdl	± bdl	bdl	± bdl	bdl	bdl

Note: NA = no sample analyzed, bdl = below detection limit,

*Sample preparation identifies the level of filtration used on the sample. AMP signifies AMP treatment on the sample prior to analysis.

6.6 TANK 46F CHARACTERIZATION

6.6.1 Tank 46F Radioactive Species

Analyte	Sample			Sample						Standard	
	Preparation*	Method	Units	1		2		3		Average	Deviation
¹³⁷ Cs	acid digested	Rad	pCi/mL	5.18E+08	± 7.88E+06	5.05E+08	± 7.67E+06	5.24E+08	± 7.97E+06	5.16E+08	9.71E+06
¹³⁷ Cs	0.45 µ	Rad	pCi/mL	5.71E+08	± 8.80E+06	5.33E+08	± 8.32E+06	4.17E+08	± 6.75E+06	5.07E+08	8.06E+07
⁹⁰ Sr	acid digested	Rad	pCi/mL	8.84E+03	± 2.21E+03	1.23E+04	± 3.08E+03	4.11E+04	± 1.03E+04	2.08E+04	1.77E+04
⁹⁰ Sr	0.45 µ (AMP)	Rad	pCi/mL	1.88E+04	± 1.45E+03	1.61E+04	± 1.31E+03	1.48E+04	± 1.23E+03	1.66E+04	2.02E+03
⁹⁰ Sr	0.1 µ (AMP)	Rad	pCi/mL	1.30E+04	± 9.93E+02	1.35E+04	± 1.03E+03	1.05E+04	± 8.34E+02	1.23E+04	1.60E+03
⁹⁰ Sr	0.02 µ (AMP)	Rad	pCi/mL	1.17E+04	± 9.37E+02	1.17E+04	± 9.47E+02	1.22E+04	± 9.77E+02	1.19E+04	2.95E+02
²³⁸ Pu	acid digested	Rad	pCi/mL	4.01E+03	± 2.38E+02	4.08E+03	± 2.48E+02	2.11E+03	± 1.40E+02	3.40E+03	1.12E+03
²³⁸ Pu	0.45 µ (AMP)	Rad	pCi/mL	4.90E+02	± 2.45E+01	4.83E+02	± 2.66E+01	6.11E+02	± 3.24E+01	5.28E+02	7.20E+01
²³⁸ Pu	0.1 µ (AMP)	Rad	pCi/mL	1.43E+03	± 8.14E+01	1.97E+03	± 1.16E+02	1.65E+03	± 1.25E+02	1.68E+03	2.72E+02
²³⁸ Pu	0.02 µ (AMP)	Rad	pCi/mL	< 3.21E+02	± upper limit	< 3.55E+02	± upper limit	< 3.41E+02	± upper limit	< 3.55E+02	upper limit
^{239/40} Pu	acid digested	Rad	pCi/mL	1.31E+03	± 1.35E+02	1.09E+03	± 1.31E+02	1.08E+03	± 9.22E+01	1.16E+03	1.30E+02
^{239/40} Pu	0.45 µ	ICP-MS	pCi/mL	mdl	± mdl	mdl	± mdl	mdl	± mdl	mdl	mdl
^{239/40} Pu	0.45 µ (AMP)	Rad	pCi/mL	1.06E+02	± 1.04E+01	1.04E+02	± 8.91E+00	1.22E+02	± 1.90E+01	1.11E+02	1.01E+01
^{239/40} Pu	0.45 µ (AMP)	ICP-MS	pCi/mL	6.72E+02	± 1.68E+02	4.66E+02	± 1.17E+02	NA		5.69E+02	1.46E+02
^{239/40} Pu	0.1 µ (AMP)	Rad	pCi/mL	8.69E+01	± 4.95E+00	2.74E+02	± 1.62E+01	2.99E+02	± 2.27E+01	2.20E+02	1.16E+02
^{239/40} Pu	0.1 µ (AMP)	ICP-MS	pCi/mL	mdl	± mdl	mdl	± mdl	mdl	± mdl	mdl	mdl
^{239/40} Pu	0.02 µ (AMP)	Rad	pCi/mL	5.66E+01	± 1.41E+01	4.94E+01	± 1.24E+01	7.53E+01	± 1.88E+01	6.04E+01	1.34E+01
^{239/40} Pu	0.02 µ (AMP)	ICP-MS	pCi/mL	5.92E+02	± 1.48E+02	5.30E+02	± 1.32E+02	8.72E+02	± 2.18E+02	6.64E+02	1.82E+02
²⁴¹ Pu	acid digested	Rad	pCi/mL	< 2.09E+03	± upper limit	< 3.91E+03	± upper limit	< 2.02E+03	± upper limit	< 3.91E+03	upper limit
²⁴¹ Pu	0.1 µ (AMP)	Rad	pCi/mL	NA		NA		NA		NA	NA
²⁴¹ Pu	0.02 µ (AMP)	Rad	pCi/mL	NA		NA		NA		NA	NA
Total Pu	acid digested	Rad	pCi/mL	5.32E+03		5.17E+03		3.19E+03		4.56E+03	1.19E+03
Total Pu	0.45 µ (AMP)	Rad	pCi/mL	5.96E+02		5.86E+02		7.33E+02		6.39E+02	8.19E+01
Total Pu	0.1 µ (AMP)	Rad	pCi/mL	1.51E+03		2.24E+03		1.95E+03		1.90E+03	3.66E+02
Total Pu	0.02 µ (AMP)	Rad	pCi/mL	5.66E+01		4.94E+01		7.53E+01		6.04E+01	1.34E+01
²³⁵ U	0.45 µ	ICP-MS	pCi/mL	1.75E-02	± 4.38E-03	2.08E-02	± 5.20E-03	2.73E-02	± 6.82E-03	2.19E-02	4.98E-03
²³⁵ U	0.45 µ (AMP)	ICP-MS	pCi/mL	2.53E-02	± 6.31E-03	2.21E-02	± 5.53E-03	NA		2.37E-02	2.23E-03
²³⁵ U	0.1 µ (AMP)	ICP-MS	pCi/mL	mdl	± mdl	2.41E-02	± 6.02E-03	mdl	± mdl	2.41E-02	6.02E-03
²³⁵ U	0.02 µ (AMP)	ICP-MS	pCi/mL	2.20E-02	± 5.49E-03	1.69E-02	± 4.23E-03	3.64E-02	± 9.10E-03	2.51E-02	1.01E-02
²³⁸ U	0.45 µ	ICP-MS	pCi/mL	8.78E-01	± 2.20E-01	8.25E-01	± 2.06E-01	8.04E-01	± 5.53E-02	8.36E-01	3.83E-02
²³⁸ U	0.45 µ (AMP)	ICP-MS	pCi/mL	8.28E-01	± 2.07E-01	8.80E-01	± 2.20E-01	NA		8.54E-01	3.68E-02
²³⁸ U	0.1 µ (AMP)	ICP-MS	pCi/mL	6.71E-01	± 1.68E-01	7.53E-01	± 1.88E-01	6.71E-01	± 1.68E-01	6.98E-01	4.72E-02
²³⁸ U	0.02 µ (AMP)	ICP-MS	pCi/mL	9.44E-01	± 2.36E-01	7.95E-01	± 1.99E-01	8.40E-01	± 2.10E-01	8.60E-01	7.65E-02
Total U	0.45 µ	ICP-MS	pCi/mL	8.96E-01	± 2.24E-01	8.46E-01	± 2.12E-01	8.31E-01	± 2.08E-01	8.58E-01	3.38E-02
Total U	0.45 µ (AMP)	ICP-MS	pCi/mL	8.54E-01	± 2.13E-01	9.03E-01	± 2.26E-01	NA		8.78E-01	3.46E-02
Total U	0.1 µ (AMP)	ICP-MS	pCi/mL	6.71E-01	± 1.68E-01	7.77E-01	± 1.94E-01	6.71E-01	± 1.68E-01	7.07E-01	6.11E-02
Total U	0.02 µ (AMP)	ICP-MS	pCi/mL	9.66E-01	± 2.42E-01	8.12E-01	± 2.03E-01	8.77E-01	± 2.19E-01	8.85E-01	7.74E-02

Note: NA = no sample analyzed, bdl = below detection limit, upper limit and mda = error on a less than value matches the less than value.

*Sample preparation identifies the level of filtration used on the sample. AMP signifies AMP treatment on the sample prior to analysis.

#Analysis conducted using gamma spectroscopy after cesium removal.

§Analysis conducted using more specific Am separation and radiocounting methodology.

Sample				Sample									Standard	
Analyte	Preparation*	Method	Units	1			2			3			Average	Deviation
²³⁷ Np	0.45 µ	ICP-MS	pCi/mL	mdl	±	mdl	mdl	±	mdl	mdl	±	mdl	mdl	mdl
²³⁷ Np	0.45 µ (AMP)	ICP-MS	pCi/mL	mdl	±	mdl	mdl	±	mdl	NA			mdl	mdl
²³⁷ Np	0.1 µ (AMP)	ICP-MS	pCi/mL	mdl	±	mdl	mdl	±	mdl	mdl	±	mdl	mdl	mdl
²³⁷ Np	0.02 µ (AMP)	ICP-MS	pCi/mL	mdl	±	mdl	mdl	±	mdl	mdl	±	mdl	mdl	mdl
²⁴¹ Am	0.45 µ	Rad\$	pCi/mL	5.74E+04	±	6.31E+03	3.41E+04	±	4.10E+03	9.14E+03	±	1.92E+03	3.35E+04	2.41E+04
²⁴¹ Am	0.45 µ (AMP)	Rad\$	pCi/mL	< 4.00E+03	±	upper limit	< 7.99E+03	±	upper limit	< 2.18E+03	±	upper limit	< 7.99E+03	upper limit
²⁴¹ Am	0.1 µ (AMP)	Rad\$	pCi/mL	< 7.68E+02	±	mda	< 1.94E+02	±	mda	< 2.94E+02	±	mda	< 7.68E+02	mda
²⁴¹ Am	0.02 µ (AMP)	Rad\$	pCi/mL	< 1.54E+02	±	mda	< 2.66E+02	±	mda	< 1.69E+02	±	mda	< 2.66E+02	mda
⁹⁹ Tc	acid digested	Rad	pCi/mL	9.55E+04	±	2.39E+04			NA			NA	9.55E+04	2.39E+04
⁹⁹ Tc	0.45 µ	ICP-MS	pCi/mL	1.06E+05	±	2.64E+04	1.16E+05	±	2.90E+04	1.01E+05	±	2.53E+04	1.08E+05	7.66E+03
⁹⁹ Tc	0.45 µ (AMP)	ICP-MS	pCi/mL	8.20E+04	±	2.05E+04	8.66E+04	±	2.16E+04			NA	8.43E+04	3.20E+03
⁹⁹ Tc	0.1 µ (AMP)	ICP-MS	pCi/mL	9.92E+04	±	2.48E+04	1.06E+05	±	2.64E+04	9.90E+04	±	2.47E+04	1.01E+05	3.71E+03
⁹⁹ Tc	0.02 µ (AMP)	ICP-MS	pCi/mL	9.48E+04	±	2.37E+04	8.32E+04	±	2.08E+04	9.23E+04	±	2.31E+04	9.01E+04	6.09E+03
Gross α	acid digested	Rad	pCi/mL	< 6.67E+03	±	upper limit	< 8.84E+03	±	upper limit	< 7.01E+03	±	upper limit	< 8.84E+03	upper limit
Beta	acid digested	Rad	pCi/mL	6.73E+08	±	6.73E+07	5.99E+08	±	5.99E+07	5.99E+08	±	5.99E+07	6.24E+08	4.27E+07
Tritium	acid digested	Rad	pCi/mL	4.57E+03	±	9.14E+02			NA			NA	4.57E+03	9.14E+02
¹⁴ C	unfiltered	Rad	pCi/mL	< 2.45E+03	±	mda			NA			NA	< 2.45E+03	mda
¹²⁹ I	unfiltered	Rad	pCi/mL	< 1.36E+02	±	mda			NA			NA	< 1.36E+02	mda
²⁶ Al	0.45 µ (AMP)	Rad	pCi/mL	< 2.21E+02	±	mda	< 2.58E+02	±	mda	< 2.29E+02	±	mda	< 2.58E+02	mda
⁶⁰ Co	0.45 µ (AMP)	Rad	pCi/mL	< 3.55E+02	±	mda	< 3.65E+02	±	mda	< 3.35E+02	±	mda	< 3.65E+02	mda
⁹⁴ Nb	0.45 µ (AMP)	Rad	pCi/mL	< 3.23E+02	±	mda	< 3.30E+02	±	mda	< 3.33E+02	±	mda	< 3.33E+02	mda
¹⁰⁶ Ru	0.45 µ (AMP)	Rad	pCi/mL	< 2.98E+03	±	mda	< 3.03E+03	±	mda	< 3.01E+03	±	mda	< 3.03E+03	mda
¹²⁵ Sb	0.45 µ (AMP)	Rad	pCi/mL	< 8.69E+02	±	mda	< 8.98E+02	±	mda	< 9.12E+02	±	mda	< 9.12E+02	mda
¹²⁶ Sn	0.45 µ (AMP)	Rad	pCi/mL	9.61E+02	±	5.68E+01	8.58E+02	±	4.79E+01	8.80E+02	±	7.69E+01	9.00E+02	5.44E+01
¹⁴⁴ Ce	0.45 µ (AMP)	Rad	pCi/mL	< 1.68E+03	±	mda	< 1.68E+03	±	mda	< 1.65E+03	±	mda	< 1.68E+03	mda
¹⁵⁴ Eu	0.45 µ (AMP)	Rad	pCi/mL	< 4.30E+02	±	mda	< 4.29E+02	±	mda	< 4.29E+02	±	mda	< 4.30E+02	mda
¹⁵⁵ Eu	0.45 µ (AMP)	Rad	pCi/mL	< 7.60E+02	±	mda	< 7.59E+02	±	mda	< 7.57E+02	±	mda	< 7.60E+02	mda
²³¹ Pa	0.45 µ (AMP)	Rad	pCi/mL	< 1.01E+04	±	mda	< 1.01E+04	±	mda	< 1.03E+04	±	mda	< 1.03E+04	mda
²³² U	acid digested	Rad	pCi/mL	< 6.36E+01	±	mda	< 1.52E+01	±	mda	< 1.97E+01	±	mda	< 6.36E+01	mda
⁵⁹ Ni	acid digested	Rad	pCi/mL	< 2.42E+01	±	upper limit	< 1.94E+02	±	upper limit	< 9.07E+01	±	upper limit	< 1.94E+02	upper limit
⁶³ Ni	acid digested	Rad	pCi/mL	< 6.33E+02	±	mda	< 4.59E+02	±	mda	< 4.11E+02	±	mda	< 6.33E+02	mda
¹⁴⁷ Pm	acid digested	Rad	pCi/mL	< 4.21E+02	±	upper limit	< 2.63E+02	±	upper	< 4.98E+02	±	upper limit	< 4.98E+02	upper limit
¹⁵¹ Sm	acid digested	Rad	pCi/mL	< 3.95E+03	±	upper limit	< 1.39E+03	±	mda	< 3.07E+03	±	mda	< 3.95E+03	mda
⁷⁹ Se	acid digested	Rad	pCi/mL	< 4.20E+02	±	upper limit	< 3.43E+02	±	upper limit	< 3.80E+02	±	mda	< 4.20E+02	mda
²⁴² Cm ²⁵² Cf	0.45 µ (AMP)	Rad	pCi/mL	3.81E+00	±	2.20E+00	< 1.09E+01	±	mda	3.90E+00	±	2.25E+00	3.85E+00	6.57E-02
²⁴³ Cm	0.45 µ (AMP)	Rad	pCi/mL	< 1.11E+03	±	mda	< 4.04E+02	±	mda	< 3.95E+02	±	mda	< 1.11E+03	mda
²⁴⁴ Cm	0.45 µ (AMP)	Rad	pCi/mL	7.22E+03	±	1.33E+03	2.29E+04	±	4.15E+03	6.71E+03	±	1.23E+03	1.23E+04	9.23E+03
²⁴⁹ Cf	0.45 µ (AMP)	Rad	pCi/mL	< 3.71E+02	±	mda	< 4.23E+02	±	mda	< 3.34E+02	±	mda	< 4.23E+02	mda
²⁵¹ Cf	0.45 µ (AMP)	Rad	pCi/mL	< 5.39E+02	±	mda	< 3.83E+02	±	mda	< 4.55E+02	±	mda	< 5.39E+02	mda

Note: NA = no sample analyzed, bdl = below detection limit, upper limit and mda = error on a less than value matches the less than value.

*Sample preparation identifies the level of filtration used on the sample. AMP signifies AMP treatment on the sample prior to analysis.

Analysis conducted using gamma spectroscopy after cesium removal.

§ Analysis conducted using more specific Am separation and radiocounting methodology.

6.6.2 Tank 46F Salt and Organic Species

Sample				Sample						Standard	
Analyte	Preparation*	Method	Units	1		2		3		Average	Deviation
Na	0.45 µ	ICPES	M	5.85E+00	± 5.85E-01	5.86E+00	± 5.86E-01	3.59E+00	± 3.59E-01	5.10E+00	1.31E+00
Na	0.45 µ (AMP)	ICPES	M	5.24E+00	± 5.24E-01	5.24E+00	± 5.24E-01	5.22E+00	± 5.22E-01	5.23E+00	1.15E-02
Na	0.45 µ	AA	M	5.25E+00	± 5.25E-01	5.27E+00	± 5.27E-01	5.02E+00	± 5.02E-01	5.18E+00	1.39E-01
K	0.45 µ	ICPES	M	4.53E-02	± 4.53E-03	5.11E-02	± 5.11E-03	< 1.25E-02	± mdl	4.82E-02	4.10E-03
K	0.45 µ (AMP)	ICPES	M	2.56E-02	± 2.56E-03	2.63E-02	± 2.63E-03	2.82E-02	± 2.82E-03	2.67E-02	1.35E-03
K	0.45 µ	AA	M	1.68E-02	± 1.68E-03	2.33E-02	± 2.33E-03	2.25E-02	± 2.25E-03	2.09E-02	3.54E-03
Al	0.45 µ (AMP)	ICPES	M	1.79E-01	± 1.79E-02	1.82E-01	± 1.82E-02	1.82E-01	± 1.82E-02	1.81E-01	1.73E-03
Al	0.45 µ	ICPES	M	2.80E-01	± 2.80E-02	2.51E-01	± 2.51E-02	1.16E-01	± 1.16E-02	2.16E-01	8.75E-02
As	0.45 µ	ICPES	M	<1.38E+00	± mdl	<1.38E+00	± mdl	<1.37E+00	± mdl	<1.38E+00	mdl
Se	0.45 µ	AA	mg/L	<1.38E+00	± mdl	<1.38E+00	± mdl	<1.37E+00	± mdl	<1.38E+00	mdl
Hg	0.45 µ	AA	mg/L	<2.43E+00	± mdl	<2.42E+00	± mdl	<2.41E+00	± mdl	<2.43E+00	mdl
Total Base	unfiltered	Titration	M	3.90E+00	± 3.90E-01	4.00E+00	± 4.00E-01	1.09E+00	± 1.09E-01	3.00E+00	1.65E+00
Free OH-	unfiltered	Titration	M	3.01E+00	± 3.01E-01	2.67E+00	± 2.67E-01	7.31E-01	± 7.31E-02	2.14E+00	1.23E+00
CO32-	unfiltered	Titration	M	< 2.03E-03	± mdl	< 1.96E-03	± mdl	< 1.96E-03	± mdl	< 2.03E-03	mdl
Al(OH)4-	unfiltered	Titration	M	8.70E-01	± 8.70E-02	7.47E-01	± 7.47E-02	1.15E-01	± 1.15E-02	5.77E-01	4.05E-01
NO3-	unfiltered	IC	M	6.22E-01	± 6.22E-02	NA		NA		6.22E-01	6.22E-02
NO2-	unfiltered	IC	M	6.39E-01	± 6.39E-02	NA		NA		6.39E-01	6.39E-02
SO42-	unfiltered	IC	M	2.80E-03	± 2.80E-04	NA		NA		2.80E-03	2.80E-04
PO43-	unfiltered	IC	M	2.83E-03	± 2.83E-04	NA		NA		2.83E-03	2.83E-04
F-	unfiltered	IC	M	< 2.36E-03	± mdl	NA		NA		< 2.36E-03	mdl
Cl-	unfiltered	IC	M	5.70E-03	± 5.70E-04	NA		NA		5.70E-03	5.70E-04
Br-	unfiltered	IC	M	NA		NA		NA		NA	NA
C2O42-	unfiltered	IC	M	NA		NA		NA		NA	NA
CHO2	unfiltered	IC	M	NA		NA		NA		NA	NA
TBP	unfiltered	IC	mg/L	< 5.49E+00	± mdl	NA		NA		< 5.49E+00	mdl
DBP	unfiltered	IC	mg/L	< 5.26E+02	± mdl	NA		NA		< 5.26E+02	mdl
VOA	unfiltered	GC-MS	mg/L	< 3.95E+01	± mdl	NA		NA		< 3.95E+01	mdl
SVOA	unfiltered	GC-MS	mg/L	< 1.10E+02	± mdl	NA		NA		< 1.10E+02	mdl
TIC	unfiltered	Titration	mg/L	1.66E+03	± 4.15E+02	1.55E+03	± 3.88E+02	1.53E+03	± 7.65E+02	1.58E+03	7.00E+01
TOC	unfiltered	Titration	mg/L	1.02E+03	± 2.56E+02	1.44E+03	± 3.60E+02	1.26E+03	± 6.28E+02	1.24E+03	2.09E+02
Total C	unfiltered	Titration	mg/L	2.69E+03	± 6.73E+02	2.99E+03	± 7.48E+02	2.79E+03	± 1.40E+03	2.82E+03	1.53E+02

Note: NA = no sample analyzed, mda and mdl = method detection (error on a less than value matches the less than value).

*Sample preparation identifies the level of filtration used on the sample. AMP signifies AMP treatment on the sample prior to analysis.

#Non-representative sample indicates that the data was determined to be inaccurate and unreflective of the actual sample value.

6.6.3 Tank 46F ICP-ES Characterization

Sample				Sample						Standard	
Analyte	Preparation*	Method	Units	1		2		3		Average	Deviation
Ag	0.45 μ	ICPES	mg/L	< 2.21E+00	± mdl	< 2.20E+00	± mdl	< 2.19E+00	± mdl	< 2.21E+00	mdl
Ag	0.45 μ (AMP)	ICPES	mg/L	4.95E-01	± 4.95E-02	4.79E-01	± 4.79E-02	3.45E-01	± 3.45E-02	4.40E-01	8.22E-02
Ag	0.1 μ (AMP)	ICPES	mg/L	2.58E-01	± 2.58E-02	3.12E-01	± 3.12E-02	3.78E-01	± 3.78E-02	3.16E-01	6.04E-02
Ag	0.02 μ (AMP)	ICPES	mg/L	2.27E-01	± 2.27E-02	3.32E-01	± 3.32E-02	< 2.11E-01	± mdl	2.80E-01	7.46E-02
Al	0.45 μ	ICPES	M	2.80E-01	± 2.80E-02	2.51E-01	± 2.51E-02	1.16E-01	± 1.16E-02	2.16E-01	8.75E-02
Al	0.45 μ (AMP)	ICPES	M	1.79E-01	± 1.79E-02	1.82E-01	± 1.82E-02	1.82E-01	± 1.82E-02	1.81E-01	1.55E-03
Al	0.1 μ (AMP)	ICPES	M	1.76E-01	± 1.76E-02	1.77E-01	± 1.77E-02	1.75E-01	± 1.75E-02	1.76E-01	1.13E-03
Al	0.02 μ (AMP)	ICPES	M	1.75E-01	± 1.75E-02	1.74E-01	± 1.74E-02	1.75E-01	± 1.75E-02	1.75E-01	5.18E-04
B	0.45 μ	ICPES	mg/L	2.28E+02	± 2.28E+01	2.04E+02	± 2.04E+01	9.85E+01	± 9.85E+00	1.77E+02	6.89E+01
B	0.45 μ (AMP)	ICPES	mg/L	1.43E+02	± 1.43E+01	1.42E+02	± 1.42E+01	1.42E+02	± 1.42E+01	1.42E+02	5.95E-01
B	0.1 μ (AMP)	ICPES	mg/L	1.35E+02	± 1.35E+01	1.35E+02	± 1.35E+01	1.37E+02	± 1.37E+01	1.36E+02	1.14E+00
B	0.02 μ (AMP)	ICPES	mg/L	1.36E+02	± 1.36E+01	1.36E+02	± 1.36E+01	1.35E+02	± 1.35E+01	1.35E+02	3.04E-01
Ba	0.45 μ	ICPES	mg/L	3.81E+00	± 3.81E-01	2.99E+00	± 2.99E-01	< 2.74E+00	± mdl	3.40E+00	5.86E-01
Ba	0.45 μ (AMP)	ICPES	mg/L	6.86E-01	± 6.86E-02	7.06E-01	± 7.06E-02	6.55E-01	± 6.55E-02	6.82E-01	2.59E-02
Ba	0.1 μ (AMP)	ICPES	mg/L	4.11E-01	± 4.11E-02	4.27E-01	± 4.27E-02	4.60E-01	± 4.60E-02	4.33E-01	2.51E-02
Ba	0.02 μ (AMP)	ICPES	mg/L	3.38E-01	± 3.38E-02	3.80E-01	± 3.80E-02	3.96E-01	± 3.96E-02	3.71E-01	3.00E-02
Ca	0.45 μ	ICPES	mg/L	1.20E+01	± 1.20E+00	1.06E+01	± 1.06E+00	< 6.57E+00	± mdl	1.13E+01	9.77E-01
Ca	0.45 μ (AMP)	ICPES	mg/L	1.31E+01	± 1.31E+00	1.33E+01	± 1.33E+00	1.37E+01	± 1.37E+00	1.34E+01	2.84E-01
Ca	0.1 μ (AMP)	ICPES	mg/L	3.14E+01	± 3.14E+00	3.11E+01	± 3.11E+00	3.22E+01	± 3.22E+00	3.16E+01	5.93E-01
Ca	0.02 μ (AMP)	ICPES	mg/L	2.36E+01	± 2.36E+00	2.37E+01	± 2.37E+00	2.35E+01	± 2.35E+00	2.36E+01	1.10E-01
Cd	0.45 μ	ICPES	mg/L	< 6.62E+00	± mdl	< 6.61E+00	± mdl	< 6.57E+00	± mdl	< 6.62E+00	mdl
Cd	0.45 μ (AMP)	ICPES	mg/L	< 6.19E-01	± mdl	< 6.19E-01	± mdl	< 6.19E-01	± mdl	< 6.19E-01	mdl
Cd	0.1 μ (AMP)	ICPES	mg/L	< 6.58E-01	± mdl	< 6.58E-01	± mdl	< 6.58E-01	± mdl	< 6.58E-01	mdl
Cd	0.02 μ (AMP)	ICPES	mg/L	< 6.33E-01	± mdl	< 6.33E-01	± mdl	< 6.33E-01	± mdl	< 6.33E-01	mdl
Ce	0.45 μ	ICPES	mg/L	6.07E+01	± 6.07E+00	4.96E+01	± 4.96E+00	< 2.82E+01	± mdl	5.51E+01	7.83E+00
Ce	0.45 μ (AMP)	ICPES	mg/L	6.91E+00	± 6.91E-01	6.29E+00	± 6.29E-01	5.26E+00	± 5.26E-01	6.15E+00	8.33E-01
Ce	0.1 μ (AMP)	ICPES	mg/L	4.69E+00	± 4.69E-01	5.45E+00	± 5.45E-01	5.86E+00	± 5.86E-01	5.34E+00	5.95E-01
Ce	0.02 μ (AMP)	ICPES	mg/L	4.00E+00	± 4.00E-01	5.38E+00	± 5.38E-01	4.02E+00	± 4.02E-01	4.47E+00	7.90E-01
Cr	0.45 μ	ICPES	mg/L	1.24E+02	± 1.24E+01	1.12E+02	± 1.12E+01	5.12E+01	± 5.12E+00	9.57E+01	3.89E+01
Cr	0.45 μ (AMP)	ICPES	mg/L	7.89E+01	± 7.89E+00	8.25E+01	± 8.25E+00	7.78E+01	± 7.78E+00	7.97E+01	2.44E+00
Cr	0.1 μ (AMP)	ICPES	mg/L	7.45E+01	± 7.45E+00	7.40E+01	± 7.40E+00	7.78E+01	± 7.78E+00	7.55E+01	2.07E+00
Cr	0.02 μ (AMP)	ICPES	mg/L	7.49E+01	± 7.49E+00	7.54E+01	± 7.54E+00	7.44E+01	± 7.44E+00	7.49E+01	5.28E-01
Cu	0.45 μ	ICPES	mg/L	< 5.51E+00	± mdl	< 5.51E+00	± mdl	< 5.47E+00	± mdl	< 5.51E+00	mdl
Cu	0.45 μ (AMP)	ICPES	mg/L	1.16E+00	± 1.16E-01	1.63E+00	± 1.63E-01	1.26E+00	± 1.26E-01	1.35E+00	2.45E-01
Cu	0.1 μ (AMP)	ICPES	mg/L	1.09E+00	± 1.09E-01	1.11E+00	± 1.11E-01	1.11E+00	± 1.11E-01	1.11E+00	1.27E-02
Cu	0.02 μ (AMP)	ICPES	mg/L	1.21E+00	± 1.21E-01	1.12E+00	± 1.12E-01	1.14E+00	± 1.14E-01	1.16E+00	4.69E-02
Fe	0.45 μ	ICPES	mg/L	1.82E+01	± 1.82E+00	1.53E+01	± 1.53E+00	5.86E+00	± 5.86E-01	1.31E+01	6.47E+00
Fe	0.45 μ (AMP)	ICPES	mg/L	1.01E+01	± 1.01E+00	3.37E+01	± 3.37E+00	1.37E+01	± 1.37E+00	1.92E+01	1.27E+01
Fe	0.1 μ (AMP)	ICPES	mg/L	9.76E+00	± 9.76E-01	9.59E+00	± 9.59E-01	1.00E+01	± 1.00E+00	9.79E+00	2.22E-01
Fe	0.02 μ (AMP)	ICPES	mg/L	1.30E+01	± 1.30E+00	9.44E+00	± 9.44E-01	9.23E+00	± 9.23E-01	1.06E+01	2.10E+00
Gd	0.45 μ	ICPES	mg/L	7.17E+00	± 7.17E-01	5.89E+00	± 5.89E-01	< 4.38E+00	± mdl	6.53E+00	9.04E-01
Gd	0.45 μ (AMP)	ICPES	mg/L	9.74E-01	± 9.74E-02	9.84E-01	± 9.84E-02	7.27E-01	± 7.27E-02	8.95E-01	1.46E-01
Gd	0.1 μ (AMP)	ICPES	mg/L	5.37E-01	± 5.37E-02	5.70E-01	± 5.70E-02	7.07E-01	± 7.07E-02	6.05E-01	9.01E-02
Gd	0.02 μ (AMP)	ICPES	mg/L	4.54E-01	± 4.54E-02	5.80E-01	± 5.80E-02	4.54E-01	± 4.54E-02	4.96E-01	7.31E-02
K	0.45 μ	ICPES	M	4.53E-02	± 4.53E-03	5.11E-02	± 5.11E-03	< 1.25E-02	± mdl	4.82E-02	4.14E-03
K	0.45 μ (AMP)	ICPES	M	2.56E-02	± 2.56E-03	2.63E-02	± 2.63E-03	2.82E-02	± 2.82E-03	2.67E-02	1.35E-03
K	0.1 μ (AMP)	ICPES	M	2.70E-02	± 2.70E-03	2.50E-02	± 2.50E-03	2.78E-02	± 2.78E-03	2.66E-02	1.44E-03
K	0.02 μ (AMP)	ICPES	M	2.62E-02	± 2.62E-03	2.61E-02	± 2.61E-03	2.69E-02	± 2.69E-03	2.64E-02	4.23E-04
La	0.45 μ	ICPES	mg/L	8.71E+00	± 8.71E-01	7.71E+00	± 7.71E-01	< 4.93E+00	± mdl	8.21E+00	7.11E-01
La	0.45 μ (AMP)	ICPES	mg/L	1.19E+00	± 1.19E-01	1.17E+00	± 1.17E-01	1.02E+00	± 1.02E-01	1.12E+00	9.41E-02
La	0.1 μ (AMP)	ICPES	mg/L	7.84E-01	± 7.84E-02	7.51E-01	± 7.51E-02	9.70E-01	± 9.70E-02	8.35E-01	1.18E-01
La	0.02 μ (AMP)	ICPES	mg/L	5.91E-01	± 5.91E-02	8.28E-01	± 8.28E-02	6.75E-01	± 6.75E-02	6.98E-01	1.20E-01
Li	0.45 μ	ICPES	mg/L	2.25E+01	± 2.25E+00	1.82E+01	± 1.82E+00	< 1.64E+00	± mdl	2.04E+01	3.02E+00
Li	0.45 μ (AMP)	ICPES	mg/L	1.15E+00	± 1.15E-01	1.08E+00	± 1.08E-01	8.45E-01	± 8.45E-02	1.03E+00	1.62E-01
Li	0.1 μ (AMP)	ICPES	mg/L	5.37E-01	± 5.37E-02	9.43E-01	± 9.43E-02	1.12E+00	± 1.12E-01	8.66E-01	2.98E-01
Li	0.02 μ (AMP)	ICPES	mg/L	4.01E-01	± 4.01E-02	8.86E-01	± 8.86E-02	4.91E-01	± 4.91E-02	5.93E-01	2.58E-01
Mg	0.45 μ	ICPES	mg/L	< 1.10E+00	± mdl	< 1.10E+00	± mdl	< 1.09E+00	± mdl	< 1.10E+00	mdl
Mg	0.45 μ (AMP)	ICPES	mg/L	1.98E+00	± 1.98E-01	3.21E+00	± 3.21E-01	2.06E+00	± 2.06E-01	2.42E+00	6.89E-01
Mg	0.1 μ (AMP)	ICPES	mg/L	5.27E+00	± 5.27E-01	5.24E+00	± 5.24E-01	5.35E+00	± 5.35E-01	5.29E+00	6.01E-02
Mg	0.02 μ (AMP)	ICPES	mg/L	4.06E+00	± 4.06E-01	3.90E+00	± 3.90E-01	3.87E+00	± 3.87E-01	3.94E+00	1.01E-01

*Sample preparation identifies the level of filtration used on the sample. AMP signifies AMP treatment on the sample prior to analysis.

Sample				Sample			Standard	
Analyte	Preparation*	Method	Units	1	2	3	Average	Deviation
Mn	0.45 µ	ICPES	mg/L	< 1.65E+00 ± mdl	< 1.65E+00 ± mdl	< 1.64E+00 ± mdl	< 1.65E+00	mdl
Mn	0.45 µ (AMP)	ICPES	mg/L	2.27E-01 ± 2.27E-02	1.01E+01 ± 1.01E+00	1.37E+00 ± 1.37E-01	3.90E+00	5.40E+00
Mn	0.1 µ (AMP)	ICPES	mg/L	2.14E-01 ± 2.14E-02	2.41E-01 ± 2.41E-02	2.58E-01 ± 2.58E-02	2.37E-01	2.22E-02
Mn	0.02 µ (AMP)	ICPES	mg/L	2.06E-01 ± 2.06E-02	2.11E-01 ± 2.11E-02	2.37E-01 ± 2.37E-02	2.18E-01	1.70E-02
Mo	0.45 µ	ICPES	mg/L	5.51E+01 ± 5.51E+00	5.16E+01 ± 5.16E+00	< 3.67E+01 ± mdl	5.34E+01	2.48E+00
Mo	0.45 µ (AMP)	ICPES	mg/L	5.93E+01 ± 5.93E+00	4.83E+01 ± 4.83E+00	5.62E+01 ± 5.62E+00	5.46E+01	5.63E+00
Mo	0.1 µ (AMP)	ICPES	mg/L	3.32E+01 ± 3.32E+00	3.36E+01 ± 3.36E+00	3.39E+01 ± 3.39E+00	3.36E+01	3.30E-01
Mo	0.02 µ (AMP)	ICPES	mg/L	3.16E+01 ± 3.16E+00	3.33E+01 ± 3.33E+00	3.41E+01 ± 3.41E+00	3.30E+01	1.27E+00
Na	0.45 µ	ICPES	M	5.85E+00 ± 5.85E-01	5.86E+00 ± 5.86E-01	3.59E+00 ± 3.59E-01	5.10E+00	1.31E+00
Na	0.45 µ (AMP)	ICPES	M	5.24E+00 ± 5.24E-01	5.24E+00 ± 5.24E-01	5.22E+00 ± 5.22E-01	5.23E+00	1.15E-02
Na	0.1 µ (AMP)	ICPES	M	5.27E+00 ± 5.27E-01	5.34E+00 ± 5.34E-01	5.29E+00 ± 5.29E-01	5.30E+00	3.61E-02
Na	0.02 µ (AMP)	ICPES	M	5.34E+00 ± 5.34E-01	5.37E+00 ± 5.37E-01	5.37E+00 ± 5.37E-01	5.36E+00	1.73E-02
Ni	0.45 µ	ICPES	mg/L	< 2.48E+01 ± mdl	< 2.48E+01 ± mdl	< 2.46E+01 ± mdl	< 2.48E+01	mdl
Ni	0.45 µ (AMP)	ICPES	mg/L	< 2.32E+00 ± mdl	3.58E+00 ± 3.58E-01	< 2.32E+00 ± mdl	3.58E+00	3.58E-01
Ni	0.1 µ (AMP)	ICPES	mg/L	< 2.47E+00 ± mdl	< 2.47E+00 ± mdl	< 2.47E+00 ± mdl	< 2.47E+00	mdl
Ni	0.02 µ (AMP)	ICPES	mg/L	< 2.37E+00 ± mdl	< 2.37E+00 ± mdl	< 2.37E+00 ± mdl	< 2.37E+00	mdl
P	0.45 µ	ICPES	mg/L	< 2.31E+02 ± mdl	< 2.31E+02 ± mdl	< 2.29E+02 ± mdl	< 2.31E+02	mdl
P	0.45 µ (AMP)	ICPES	mg/L	1.51E+02 ± 1.51E+01	1.53E+02 ± 1.53E+01	1.46E+02 ± 1.46E+01	1.50E+02	3.43E+00
P	0.1 µ (AMP)	ICPES	mg/L	1.45E+02 ± 1.45E+01	1.45E+02 ± 1.45E+01	1.49E+02 ± 1.49E+01	1.46E+02	2.39E+00
P	0.02 µ (AMP)	ICPES	mg/L	1.42E+02 ± 1.42E+01	1.47E+02 ± 1.47E+01	1.46E+02 ± 1.46E+01	1.45E+02	2.20E+00
Pb	0.45 µ	ICPES	mg/L	< 1.58E+02 ± mdl	< 1.57E+02 ± mdl	< 1.57E+02 ± mdl	< 1.58E+02	mdl
Pb	0.45 µ (AMP)	ICPES	mg/L	< 1.47E+01 ± mdl	< 1.47E+01 ± mdl	< 1.47E+01 ± mdl	< 1.47E+01	mdl
Pb	0.1 µ (AMP)	ICPES	mg/L	< 1.57E+01 ± mdl	< 1.57E+01 ± mdl	< 1.57E+01 ± mdl	< 1.57E+01	mdl
Pb	0.02 µ (AMP)	ICPES	mg/L	< 1.51E+01 ± mdl	< 1.51E+01 ± mdl	< 1.51E+01 ± mdl	< 1.51E+01	mdl
S	0.45 µ	ICPES	mg/L	4.76E+02 ± 4.76E+01	4.30E+02 ± 4.30E+01	2.11E+02 ± 2.11E+01	3.72E+02	1.41E+02
S	0.45 µ (AMP)	ICPES	mg/L	3.08E+02 ± 3.08E+01	3.38E+02 ± 3.38E+01	3.03E+02 ± 3.03E+01	3.16E+02	1.87E+01
S	0.1 µ (AMP)	ICPES	mg/L	2.88E+02 ± 2.88E+01	2.82E+02 ± 2.82E+01	3.08E+02 ± 3.08E+01	2.93E+02	1.35E+01
S	0.02 µ (AMP)	ICPES	mg/L	2.85E+02 ± 2.85E+01	2.94E+02 ± 2.94E+01	2.82E+02 ± 2.82E+01	2.87E+02	6.29E+00
Sb	0.45 µ	ICPES	mg/L	< 3.92E+01 ± mdl	< 3.91E+01 ± mdl	< 3.89E+01 ± mdl	< 3.92E+01	mdl
Sb	0.45 µ (AMP)	ICPES	mg/L	1.68E+01 ± 1.68E+00	1.66E+01 ± 1.66E+00	1.60E+01 ± 1.60E+00	1.65E+01	4.00E-01
Sb	0.1 µ (AMP)	ICPES	mg/L	1.42E+01 ± 1.42E+00	1.53E+01 ± 1.53E+00	1.61E+01 ± 1.61E+00	1.52E+01	9.40E-01
Sb	0.02 µ (AMP)	ICPES	mg/L	1.49E+01 ± 1.49E+00	1.49E+01 ± 1.49E+00	1.44E+01 ± 1.44E+00	1.48E+01	3.05E-01
Si	0.45 µ	ICPES	mg/L	< 1.38E+01 ± mdl	< 1.38E+01 ± mdl	< 1.37E+01 ± mdl	< 1.38E+01	mdl
Si	0.45 µ (AMP)	ICPES	mg/L	1.14E+01 ± 1.14E+00	1.33E+01 ± 1.33E+00	1.19E+01 ± 1.19E+00	1.22E+01	9.95E-01
Si	0.1 µ (AMP)	ICPES	mg/L	1.19E+01 ± 1.19E+00	1.14E+01 ± 1.14E+00	1.19E+01 ± 1.19E+00	1.17E+01	3.02E-01
Si	0.02 µ (AMP)	ICPES	mg/L	1.17E+01 ± 1.17E+00	1.16E+01 ± 1.16E+00	1.14E+01 ± 1.14E+00	1.16E+01	1.06E-01
Sn	0.45 µ	ICPES	mg/L	< 6.29E+01 ± mdl	< 6.28E+01 ± mdl	< 6.24E+01 ± mdl	< 6.29E+01	mdl
Sn	0.45 µ (AMP)	ICPES	mg/L	9.69E+00 ± 9.69E-01	8.97E+00 ± 8.97E-01	8.97E+00 ± 8.97E-01	9.21E+00	4.17E-01
Sn	0.1 µ (AMP)	ICPES	mg/L	7.07E+00 ± 7.07E-01	7.29E+00 ± 7.29E-01	8.50E+00 ± 8.50E-01	7.62E+00	7.67E-01
Sn	0.02 µ (AMP)	ICPES	mg/L	< 6.01E+00 ± mdl	7.65E+00 ± 7.65E-01	7.49E+00 ± 7.49E-01	7.57E+00	1.12E-01
Sr	0.45 µ	ICPES	mg/L	< 4.41E+00 ± mdl	< 4.40E+00 ± mdl	< 4.38E+00 ± mdl	< 4.41E+00	mdl
Sr	0.45 µ (AMP)	ICPES	mg/L	3.87E+00 ± 3.87E-01	4.07E+00 ± 4.07E-01	3.86E+00 ± 3.86E-01	3.93E+00	1.16E-01
Sr	0.1 µ (AMP)	ICPES	mg/L	7.78E+00 ± 7.78E-01	7.89E+00 ± 7.89E-01	7.84E+00 ± 7.84E-01	7.84E+00	5.48E-02
Sr	0.02 µ (AMP)	ICPES	mg/L	6.07E+00 ± 6.07E-01	6.07E+00 ± 6.07E-01	6.07E+00 ± 6.07E-01	6.07E+00	0.00E+00
Ti	0.45 µ	ICPES	mg/L	< 7.17E+00 ± mdl	< 7.16E+00 ± mdl	< 7.11E+00 ± mdl	< 7.17E+00	mdl
Ti	0.45 µ (AMP)	ICPES	mg/L	< 6.70E-01 ± mdl	< 6.70E-01 ± mdl	< 6.70E-01 ± mdl	< 6.70E-01	mdl
Ti	0.1 µ (AMP)	ICPES	mg/L	< 7.12E-01 ± mdl	< 7.12E-01 ± mdl	< 7.12E-01 ± mdl	< 7.12E-01	mdl
Ti	0.02 µ (AMP)	ICPES	mg/L	< 6.86E-01 ± mdl	< 6.86E-01 ± mdl	< 6.86E-01 ± mdl	< 6.86E-01	mdl
U	0.45 µ	ICPES	mg/L	1.40E+02 ± 1.40E+01	1.17E+02 ± 1.17E+01	< 9.52E+01 ± mdl	1.29E+02	1.60E+01
U	0.45 µ (AMP)	ICPES	mg/L	1.59E+01 ± 1.59E+00	1.62E+01 ± 1.62E+00	1.30E+01 ± 1.30E+00	1.51E+01	1.75E+00
U	0.1 µ (AMP)	ICPES	mg/L	1.19E+01 ± 1.19E+00	1.35E+01 ± 1.35E+00	1.59E+01 ± 1.59E+00	1.38E+01	1.99E+00
U	0.02 µ (AMP)	ICPES	mg/L	1.14E+01 ± 1.14E+00	1.33E+01 ± 1.33E+00	1.12E+01 ± 1.12E+00	1.20E+01	1.13E+00
V	0.45 µ	ICPES	mg/L	7.33E+00 ± 7.33E-01	6.33E+00 ± 6.33E-01	< 6.02E+00 ± mdl	6.83E+00	7.10E-01
V	0.45 µ (AMP)	ICPES	mg/L	2.88E+00 ± 2.88E-01	3.08E+00 ± 3.08E-01	2.77E+00 ± 2.77E-01	2.91E+00	1.55E-01
V	0.1 µ (AMP)	ICPES	mg/L	2.87E+00 ± 2.87E-01	2.88E+00 ± 2.88E-01	2.76E+00 ± 2.76E-01	2.84E+00	6.81E-02
V	0.02 µ (AMP)	ICPES	mg/L	2.61E+00 ± 2.61E-01	2.78E+00 ± 2.78E-01	2.64E+00 ± 2.64E-01	2.67E+00	9.27E-02
Zn	0.45 µ	ICPES	mg/L	2.98E+00 ± 2.98E-01	1.98E+00 ± 1.98E-01	< 1.09E+00 ± mdl	2.48E+00	7.04E-01
Zn	0.45 µ (AMP)	ICPES	mg/L	7.06E+00 ± 7.06E-01	7.37E+00 ± 7.37E-01	7.01E+00 ± 7.01E-01	7.15E+00	1.95E-01
Zn	0.1 µ (AMP)	ICPES	mg/L	7.73E+00 ± 7.73E-01	6.69E+00 ± 6.69E-01	6.96E+00 ± 6.96E-01	7.12E+00	5.40E-01
Zn	0.02 µ (AMP)	ICPES	mg/L	6.65E+00 ± 6.65E-01	6.75E+00 ± 6.75E-01	6.59E+00 ± 6.59E-01	6.67E+00	8.06E-02
Zr	0.45 µ	ICPES	mg/L	< 7.72E+00 ± mdl	< 7.71E+00 ± mdl	< 7.66E+00 ± mdl	< 7.72E+00	mdl
Zr	0.45 µ (AMP)	ICPES	mg/L	< 7.22E-01 ± mdl	< 7.22E-01 ± mdl	< 7.22E-01 ± mdl	< 7.22E-01	mdl
Zr	0.1 µ (AMP)	ICPES	mg/L	< 7.67E-01 ± mdl	< 7.67E-01 ± mdl	< 7.67E-01 ± mdl	< 7.67E-01	mdl
Zr	0.02 µ (AMP)	ICPES	mg/L	< 7.39E-01 ± mdl	< 7.39E-01 ± mdl	< 7.39E-01 ± mdl	< 7.39E-01	mdl

*Sample preparation identifies the level of filtration used on the sample. AMP signifies AMP treatment on the sample prior to analysis.

6.6.4 Tank 46F ICP-MS Characterization

Sample				Sample						Standard	
Analyte	Preparation*	Method	Units	1		2		3		Average	Deviation
Zr	0.45 µ	ICP-MS	mg/L	2.28E-01	± 5.71E-02	2.47E-01	± 6.18E-02	1.53E-01	± 3.83E-02	2.09E-01	4.98E-02
Zr	0.45 µ (AMP)	ICP-MS	mg/L	1.09E-01	± 2.72E-02	9.10E-02	± 2.27E-02	NA		9.98E-02	1.25E-02
Zr	0.1 µ (AMP)	ICP-MS	mg/L	1.38E-01	± 3.45E-02	1.21E-01	± 3.03E-02	1.24E-01	± 3.09E-02	1.28E-01	8.98E-03
Zr	0.02 µ (AMP)	ICP-MS	mg/L	1.59E-01	± 3.98E-02	1.01E-01	± 2.51E-02	1.31E-01	± 3.27E-02	1.30E-01	2.93E-02
Tc-99	0.45 µ	ICP-MS	mg/L	6.23E+00	± 1.56E+00	6.81E+00	± 1.70E+00	5.94E+00	± 1.49E+00	6.33E+00	4.40E-01
Tc-99	0.45 µ (AMP)	ICP-MS	mg/L	4.83E+00	± 1.21E+00	5.10E+00	± 1.28E+00	NA		4.97E+00	1.89E-01
Tc-99	0.1 µ (AMP)	ICP-MS	mg/L	5.85E+00	± 1.46E+00	6.22E+00	± 1.55E+00	5.83E+00	± 1.46E+00	5.97E+00	2.18E-01
Tc-99	0.02 µ (AMP)	ICP-MS	mg/L	5.59E+00	± 1.40E+00	4.90E+00	± 1.23E+00	5.44E+00	± 1.36E+00	5.31E+00	3.59E-01
Tc-99	0.45 µ	ICP-MS	pCi/mL	1.06E+05	± 2.64E+04	1.16E+05	± 2.90E+04	1.01E+05	± 2.53E+04	1.08E+05	7.66E+03
Tc-99	0.45 µ (AMP)	ICP-MS	pCi/mL	8.20E+04	± 2.05E+04	8.66E+04	± 2.16E+04	NA		8.43E+04	3.20E+03
Tc-99	0.1 µ (AMP)	ICP-MS	pCi/mL	9.92E+04	± 2.48E+04	1.06E+05	± 2.64E+04	9.90E+04	± 2.47E+04	1.01E+05	3.71E+03
Tc-99	0.02 µ (AMP)	ICP-MS	pCi/mL	9.48E+04	± 2.37E+04	8.32E+04	± 2.08E+04	9.23E+04	± 2.31E+04	9.01E+04	6.09E+03
Mo	0.45 µ	ICP-MS	mg/L	2.59E+01	± 6.48E+00	2.84E+01	± 7.10E+00	2.57E+01	± 6.43E+00	2.67E+01	1.50E+00
Mo	0.45 µ (AMP)	ICP-MS	mg/L	2.41E+01	± 6.03E+00	2.37E+01	± 5.92E+00	NA		2.39E+01	3.10E-01
Mo	0.1 µ (AMP)	ICP-MS	mg/L	2.42E+01	± 6.06E+00	2.66E+01	± 6.66E+00	2.43E+01	± 6.08E+00	2.51E+01	1.36E+00
Mo	0.02 µ (AMP)	ICP-MS	mg/L	2.71E+01	± 6.77E+00	2.31E+01	± 5.78E+00	2.61E+01	± 6.54E+00	2.54E+01	2.08E+00
Ag	0.45 µ	ICP-MS	mg/L	2.50E-01	± 5.54E+00	3.38E-01	± 8.44E-02	2.61E-01	± 6.53E-02	2.83E-01	4.77E-02
Ag	0.45 µ (AMP)	ICP-MS	mg/L	mdl	± mdl	mdl	± mdl	NA		mdl	mdl
Ag	0.1 µ (AMP)	ICP-MS	mg/L	mdl	± mdl	mdl	± mdl	mdl	± mdl	mdl	mdl
Ag	0.02 µ (AMP)	ICP-MS	mg/L	mdl	± mdl	mdl	± mdl	mdl	± mdl	mdl	mdl
Pd	0.45 µ	ICP-MS	mg/L	1.12E-01	± 2.80E-02	1.47E-01	± 3.68E-02	1.22E-01	± 3.05E-02	1.27E-01	1.80E-02
Pd	0.45 µ (AMP)	ICP-MS	mg/L	1.77E-02	± 4.44E-03	1.92E-02	± 4.80E-03	NA		1.85E-02	1.04E-03
Pd	0.1 µ (AMP)	ICP-MS	mg/L	2.49E-02	± 6.22E-03	2.89E-02	± 7.23E-03	2.89E-02	± 7.23E-03	2.76E-02	2.33E-03
Pd	0.02 µ (AMP)	ICP-MS	mg/L	1.15E-02	± 2.87E-03	9.14E-03	± 2.28E-03	1.14E-02	± 2.84E-03	1.07E-02	1.32E-03
Rh	0.45 µ	ICP-MS	mg/L	8.30E-01	± 2.08E-01	9.19E-01	± 2.30E-01	8.09E-01	± 2.02E-01	8.53E-01	5.83E-02
Rh	0.45 µ (AMP)	ICP-MS	mg/L	7.10E-01	± 1.78E-01	7.04E-01	± 1.76E-01	NA		7.07E-01	4.36E-03
Rh	0.1 µ (AMP)	ICP-MS	mg/L	9.25E-01	± 2.31E-01	9.75E-01	± 2.44E-01	9.10E-01	± 2.27E-01	9.37E-01	3.42E-02
Rh	0.02 µ (AMP)	ICP-MS	mg/L	7.91E-01	± 1.98E-01	6.43E-01	± 1.61E-01	7.37E-01	± 1.84E-01	7.24E-01	7.52E-02
Ru	0.45 µ	ICP-MS	mg/L	1.08E+00	± 2.71E-01	1.24E+00	± 3.10E-01	1.09E+00	± 2.73E-01	1.14E+00	8.85E-02
Ru	0.45 µ (AMP)	ICP-MS	mg/L	9.43E-01	± 2.36E-01	9.40E-01	± 2.35E-01	NA		9.41E-01	2.07E-03
Ru	0.1 µ (AMP)	ICP-MS	mg/L	1.21E+00	± 3.02E-01	1.34E+00	± 3.35E-01	1.20E+00	± 3.00E-01	1.25E+00	7.84E-02
Ru	0.02 µ (AMP)	ICP-MS	mg/L	1.07E+00	± 2.66E-01	8.95E-01	± 2.24E-01	1.01E+00	± 2.53E-01	9.91E-01	8.78E-02
Cd	0.45 µ	ICP-MS	mg/L	3.31E-02	± 8.27E-03	5.90E-02	± 1.48E-02	4.70E-02	± 1.18E-02	4.64E-02	1.30E-02
Cd	0.45 µ (AMP)	ICP-MS	mg/L	5.93E-02	± 1.48E-02	6.19E-02	± 1.55E-02	NA		6.06E-02	1.82E-03
Cd	0.1 µ (AMP)	ICP-MS	mg/L	6.89E-02	± 1.72E-02	6.63E-02	± 1.66E-02	6.74E-02	± 1.69E-02	6.75E-02	1.29E-03
Cd	0.02 µ (AMP)	ICP-MS	mg/L	9.36E-02	± 2.34E-02	5.06E-02	± 1.26E-02	6.51E-02	± 1.63E-02	6.98E-02	2.19E-02
Sn	0.45 µ	ICP-MS	mg/L	2.01E+00	± 5.04E-01	2.12E+00	± 5.29E-01	1.84E+00	± 4.60E-01	1.99E+00	1.40E-01
Sn	0.45 µ (AMP)	ICP-MS	mg/L	9.46E-01	± 2.36E-01	9.70E-01	± 2.42E-01	NA		9.58E-01	1.67E-02
Sn	0.1 µ (AMP)	ICP-MS	mg/L	7.59E-01	± 1.90E-01	7.59E-01	± 1.90E-01	7.01E-01	± 1.75E-01	7.40E-01	3.35E-02
Sn	0.02 µ (AMP)	ICP-MS	mg/L	1.46E+00	± 3.65E-01	1.15E+00	± 2.89E-01	1.46E+00	± 3.65E-01	1.36E+00	1.77E-01
La	0.45 µ	ICP-MS	mg/L	3.07E-03	± 7.68E-04	mdl	± mdl	mdl	± mdl	3.07E-03	7.68E-04
La	0.45 µ (AMP)	ICP-MS	mg/L	mdl	± mdl	mdl	± mdl	NA		mdl	mdl
La	0.1 µ (AMP)	ICP-MS	mg/L	mdl	± mdl	mdl	± mdl	mdl	± mdl	mdl	mdl
La	0.02 µ (AMP)	ICP-MS	mg/L	mdl	± mdl	mdl	± mdl	mdl	± mdl	mdl	mdl
Ce	0.45 µ	ICP-MS	mg/L	3.85E-03	± 9.63E-04	3.54E-03	± 8.85E-04	1.21E-03	± 3.03E-04	2.87E-03	1.44E-03
Ce	0.45 µ (AMP)	ICP-MS	mg/L	mdl	± mdl	mdl	± mdl	NA		mdl	mdl
Ce	0.1 µ (AMP)	ICP-MS	mg/L	mdl	± mdl	mdl	± mdl	mdl	± mdl	mdl	mdl
Ce	0.02 µ (AMP)	ICP-MS	mg/L	mdl	± mdl	mdl	± mdl	mdl	± mdl	mdl	mdl
W	0.45 µ	ICP-MS	mg/L	6.45E-01	± 1.61E-01	7.33E-01	± 1.83E-01	5.65E-01	± 1.41E-01	6.48E-01	8.42E-02
W	0.45 µ (AMP)	ICP-MS	mg/L	6.71E-01	± 1.68E-01	6.90E-01	± 1.72E-01	NA		6.80E-01	1.30E-02
W	0.1 µ (AMP)	ICP-MS	mg/L	5.42E-01	± 1.35E-01	5.40E-01	± 1.35E-01	5.76E-01	± 1.44E-01	5.53E-01	2.04E-02
W	0.02 µ (AMP)	ICP-MS	mg/L	6.42E-01	± 1.60E-01	5.73E-01	± 1.43E-01	6.63E-01	± 1.66E-01	6.26E-01	4.70E-02

Note: NA = no sample analyzed, bdl = below detection limit,

*Sample preparation identifies the level of filtration used on the sample. AMP signifies AMP treatment on the sample prior to analysis.

Sample				Sample									Standard	
Analyte	Preparation*	Method	Units	1			2			3			Average	Deviation
Re	0.45 µ	ICP-MS	mg/L	mdl	±	mdl	mdl	±	mdl	mdl	±	mdl	mdl	mdl
Re	0.45 µ (AMP)	ICP-MS	mg/L	mdl	±	mdl	mdl	±	mdl	NA		mdl	mdl	mdl
Re	0.1 µ (AMP)	ICP-MS	mg/L	7.31E-03	±	1.83E-03	1.08E-02	±	2.69E-03	8.61E-03	±	2.15E-03	8.89E-03	1.74E-03
Re	0.02 µ (AMP)	ICP-MS	mg/L	mdl	±	mdl	mdl	±	mdl	mdl	±	mdl	mdl	mdl
Os	0.45 µ	ICP-MS	mg/L	mdl	±	mdl	mdl	±	mdl	mdl	±	mdl	mdl	mdl
Os	0.45 µ (AMP)	ICP-MS	mg/L	mdl	±	mdl	mdl	±	mdl	NA		mdl	mdl	mdl
Os	0.1 µ (AMP)	ICP-MS	mg/L	mdl	±	mdl	mdl	±	mdl	mdl	±	mdl	mdl	mdl
Os	0.02 µ (AMP)	ICP-MS	mg/L	mdl	±	mdl	mdl	±	mdl	mdl	±	mdl	mdl	mdl
Ir	0.45 µ	ICP-MS	mg/L	7.81E-04	±	1.95E-04	5.16E-04	±	1.29E-04	2.03E-03	±	5.07E-04	1.11E-03	8.06E-04
Ir	0.45 µ (AMP)	ICP-MS	mg/L	mdl	±	mdl	mdl	±	mdl	NA		mdl	mdl	mdl
Ir	0.1 µ (AMP)	ICP-MS	mg/L	mdl	±	mdl	mdl	±	mdl	mdl	±	mdl	mdl	mdl
Ir	0.02 µ (AMP)	ICP-MS	mg/L	mdl	±	mdl	mdl	±	mdl	mdl	±	mdl	mdl	mdl
Pt	0.45 µ	ICP-MS	mg/L	2.08E-02	±	5.21E-03	mdl	±	mdl	mdl	±	mdl	2.08E-02	5.21E-03
Pt	0.45 µ (AMP)	ICP-MS	mg/L	mdl	±	mdl	mdl	±	mdl	NA		mdl	mdl	mdl
Pt	0.1 µ (AMP)	ICP-MS	mg/L	mdl	±	mdl	mdl	±	mdl	mdl	±	mdl	mdl	mdl
Pt	0.02 µ (AMP)	ICP-MS	mg/L	mdl	±	mdl	mdl	±	mdl	mdl	±	mdl	mdl	mdl
Au	0.45 µ	ICP-MS	mg/L	mdl	±	mdl	mdl	±	mdl	mdl	±	mdl	mdl	mdl
Au	0.45 µ (AMP)	ICP-MS	mg/L	8.31E-01	±	2.08E-01	8.17E-01	±	2.04E-01	NA		8.24E-01	9.99E-03	mdl
Au	0.1 µ (AMP)	ICP-MS	mg/L	mdl	±	mdl	mdl	±	mdl	mdl	±	mdl	mdl	mdl
Au	0.02 µ (AMP)	ICP-MS	mg/L	mdl	±	mdl	mdl	±	mdl	mdl	±	mdl	mdl	mdl
Hg	0.45 µ	ICP-MS	mg/L	mdl	±	mdl	mdl	±	mdl	mdl	±	mdl	mdl	mdl
Hg	0.45 µ (AMP)	ICP-MS	mg/L	mdl	±	mdl	1.14E-02	±	2.84E-03	NA		1.14E-02	2.84E-03	mdl
Hg	0.1 µ (AMP)	ICP-MS	mg/L	mdl	±	mdl	mdl	±	mdl	mdl	±	mdl	mdl	mdl
Hg	0.02 µ (AMP)	ICP-MS	mg/L	5.40E-03	±	1.35E-03	5.57E-03	±	1.39E-03	1.33E-02	±	3.32E-03	8.08E-03	4.49E-03
Pb	0.45 µ	ICP-MS	mg/L	8.65E-01	±	2.16E-01	9.77E-01	±	2.44E-01	8.69E-01	±	2.17E-01	9.04E-01	6.33E-02
Pb	0.45 µ (AMP)	ICP-MS	mg/L	8.96E-01	±	2.24E-01	9.85E-01	±	2.46E-01	NA		9.41E-01	6.28E-02	mdl
Pb	0.1 µ (AMP)	ICP-MS	mg/L	7.53E-01	±	1.88E-01	8.07E-01	±	2.02E-01	7.71E-01	±	1.93E-01	7.77E-01	2.72E-02
Pb	0.02 µ (AMP)	ICP-MS	mg/L	9.38E-01	±	2.35E-01	7.76E-01	±	1.94E-01	8.65E-01	±	2.16E-01	8.60E-01	8.14E-02
U-235	0.45 µ	ICP-MS	mg/L	8.05E-03	±	2.01E-03	9.57E-03	±	2.39E-03	1.25E-02	±	3.14E-03	1.01E-02	2.29E-03
U-235	0.45 µ (AMP)	ICP-MS	mg/L	1.16E-02	±	2.90E-03	1.02E-02	±	2.54E-03	NA		1.09E-02	1.02E-03	mdl
U-235	0.1 µ (AMP)	ICP-MS	mg/L	mdl	±	mdl	1.11E-02	±	2.77E-03	mdl	±	mdl	1.11E-02	2.77E-03
U-235	0.02 µ (AMP)	ICP-MS	mg/L	1.01E-02	±	2.53E-03	7.79E-03	±	1.95E-03	1.67E-02	±	4.18E-03	1.15E-02	4.64E-03
U-238	0.45 µ	ICP-MS	mg/L	2.64E+00	±	6.59E-01	2.48E+00	±	6.20E-01	2.41E+00	±	6.04E-01	2.51E+00	1.15E-01
U-238	0.45 µ (AMP)	ICP-MS	mg/L	2.49E+00	±	6.22E-01	2.64E+00	±	6.61E-01	NA		2.57E+00	1.10E-01	mdl
U-238	0.1 µ (AMP)	ICP-MS	mg/L	2.02E+00	±	5.04E-01	2.26E+00	±	5.66E-01	2.01E+00	±	5.04E-01	2.10E+00	1.43E-01
U-238	0.02 µ (AMP)	ICP-MS	mg/L	2.84E+00	±	7.09E-01	2.39E+00	±	5.97E-01	2.52E+00	±	6.31E-01	2.58E+00	2.30E-01
Total U	0.45 µ	ICP-MS	mg/L	2.65E+00	±	6.61E-01	2.49E+00	±	6.22E-01	2.43E+00	±	6.07E-01	2.52E+00	1.13E-01
Total U	0.45 µ (AMP)	ICP-MS	mg/L	2.50E+00	±	6.25E-01	2.65E+00	±	6.64E-01	NA		2.58E+00	1.09E-01	mdl
Total U	0.1 µ (AMP)	ICP-MS	mg/L	2.02E+00	±	5.04E-01	2.27E+00	±	5.68E-01	2.01E+00	±	5.04E-01	2.10E+00	1.49E-01
Total U	0.02 µ (AMP)	ICP-MS	mg/L	2.85E+00	±	7.11E-01	2.40E+00	±	5.99E-01	2.54E+00	±	6.35E-01	2.59E+00	2.30E-01

Note: NA = no sample analyzed, bdl = below detection limit,

*Sample preparation identifies the level of filtration used on the sample. AMP signifies AMP treatment on the sample prior to analysis.

Sample				Sample						Standard	
Analyte	Preparation*	Method	Units	1		2		3		Average	Deviation
% U235	0.45 µ	ICP-MS	%	3.04E-01	± 7.60E-02	3.84E-01	± 9.61E-02	5.17E-01	± 1.29E-01	4.02E-01	1.08E-01
% U238	0.45 µ	ICP-MS	%	9.97E+01	± 2.49E+01	9.96E+01	± 2.49E+01	9.95E+01	± 2.49E+01	9.96E+01	1.08E-01
% U235	0.45 µ (AMP)	ICP-MS	%	4.65E-01	± 1.16E-01	3.83E-01	± 9.57E-02	NA		3.83E-01	9.57E-02
% U238	0.45 µ (AMP)	ICP-MS	%	9.95E+01	± 2.49E+01	9.96E+01	± 2.49E+01	NA		9.96E+01	5.77E-02
% U235	0.1 µ (AMP)	ICP-MS	%	mdl	± mdl	4.87E-01	± 1.22E-01	mdl	± mdl	4.87E-01	1.22E-01
% U238	0.1 µ (AMP)	ICP-MS	%	1.00E+02	± 2.50E+01	9.95E+01	± 2.49E+01	1.00E+02	± 2.50E+01	9.98E+01	2.81E-01
% U235	0.02 µ (AMP)	ICP-MS	%	3.55E-01	± 8.88E-02	3.25E-01	± 8.13E-02	6.59E-01	± 1.65E-01	4.46E-01	1.85E-01
% U238	0.02 µ (AMP)	ICP-MS	%	9.96E+01	± 2.49E+01	9.97E+01	± 2.49E+01	9.93E+01	± 2.48E+01	9.96E+01	1.85E-01
U-235	0.45 µ	ICP-MS	pCi/mL	1.75E-02	± 4.38E-03	2.08E-02	± 5.20E-03	2.73E-02	± 6.82E-03	2.19E-02	4.98E-03
U-235	0.45 µ (AMP)	ICP-MS	pCi/mL	2.53E-02	± 6.31E-03	2.21E-02	± 5.53E-03	NA		2.37E-02	2.23E-03
U-235	0.1 µ (AMP)	ICP-MS	pCi/mL	mdl	± mdl	2.41E-02	± 6.02E-03	mdl	± mdl	2.41E-02	6.02E-03
U-235	0.02 µ (AMP)	ICP-MS	pCi/mL	2.20E-02	± 5.49E-03	1.69E-02	± 4.23E-03	3.64E-02	± 9.10E-03	2.51E-02	1.01E-02
U-238	0.45 µ	ICP-MS	pCi/mL	8.78E-01	± 2.20E-01	8.25E-01	± 2.06E-01	8.04E-01	± 5.53E-02	8.36E-01	3.83E-02
U-238	0.45 µ (AMP)	ICP-MS	pCi/mL	8.28E-01	± 2.07E-01	8.80E-01	± 2.20E-01	NA		8.54E-01	3.68E-02
U-238	0.1 µ (AMP)	ICP-MS	pCi/mL	6.71E-01	± 1.68E-01	7.53E-01	± 1.88E-01	6.71E-01	± 1.68E-01	6.98E-01	4.72E-02
U-238	0.02 µ (AMP)	ICP-MS	pCi/mL	9.44E-01	± 2.36E-01	7.95E-01	± 1.99E-01	8.40E-01	± 2.10E-01	8.60E-01	7.65E-02
Np-237	0.45 µ	ICP-MS	mg/L	mdl	± mdl	mdl	± mdl	mdl	± mdl	mdl	mdl
Np-237	0.45 µ (AMP)	ICP-MS	mg/L	mdl	± mdl	mdl	± mdl	NA		mdl	mdl
Np-237	0.1 µ (AMP)	ICP-MS	mg/L	mdl	± mdl	mdl	± mdl	mdl	± mdl	mdl	mdl
Np-237	0.02 µ (AMP)	ICP-MS	mg/L	mdl	± mdl	mdl	± mdl	mdl	± mdl	mdl	mdl
Np-237	0.45 µ	ICP-MS	pCi/mL	mdl	± mdl	mdl	± mdl	mdl	± mdl	mdl	mdl
Np-237	0.45 µ (AMP)	ICP-MS	pCi/mL	mdl	± mdl	mdl	± mdl	NA		mdl	mdl
Np-237	0.1 µ (AMP)	ICP-MS	pCi/mL	mdl	± mdl	mdl	± mdl	mdl	± mdl	mdl	mdl
Np-237	0.02 µ (AMP)	ICP-MS	pCi/mL	mdl	± mdl	mdl	± mdl	mdl	± mdl	mdl	mdl
Pu-239	0.45 µ	ICP-MS	mg/L	mdl	± mdl	mdl	± mdl	mdl	± mdl	mdl	mdl
Pu-239	0.45 µ (AMP)	ICP-MS	mg/L	1.10E-02	± 2.74E-03	7.60E-03	± 1.90E-03	NA		9.28E-03	2.37E-03
Pu-239	0.1 µ (AMP)	ICP-MS	mg/L	mdl	± mdl	mdl	± mdl	mdl	± mdl	mdl	mdl
Pu-239	0.02 µ (AMP)	ICP-MS	mg/L	9.65E-03	± 2.41E-03	8.63E-03	± 2.16E-03	1.42E-02	± 3.55E-03	1.08E-02	2.97E-03
Pu-239	0.45 µ	ICP-MS	pCi/mL	mdl	± mdl	mdl	± mdl	mdl	± mdl	mdl	mdl
Pu-239	0.45 µ (AMP)	ICP-MS	pCi/mL	6.72E+02	± 1.68E+02	4.66E+02	± 1.17E+02	NA		5.69E+02	1.46E+02
Pu-239	0.1 µ (AMP)	ICP-MS	pCi/mL	mdl	± mdl	mdl	± mdl	mdl	± mdl	mdl	mdl
Pu-239	0.02 µ (AMP)	ICP-MS	pCi/mL	5.92E+02	± 1.48E+02	5.30E+02	± 1.32E+02	8.72E+02	± 2.18E+02	6.64E+02	1.82E+02
Pu-240	0.45 µ	ICP-MS	mg/L	mdl	± mdl	mdl	± mdl	mdl	± mdl	mdl	mdl
Pu-240	0.45 µ (AMP)	ICP-MS	mg/L	mdl	± mdl	mdl	± mdl	NA		mdl	mdl
Pu-240	0.1 µ (AMP)	ICP-MS	mg/L	mdl	± mdl	mdl	± mdl	mdl	± mdl	mdl	mdl
Pu-240	0.02 µ (AMP)	ICP-MS	mg/L	mdl	± mdl	mdl	± mdl	mdl	± mdl	mdl	mdl
Pu-240	0.45 µ	ICP-MS	pCi/mL	mdl	± mdl	mdl	± mdl	mdl	± mdl	mdl	mdl
Pu-240	0.45 µ (AMP)	ICP-MS	pCi/mL	mdl	± mdl	mdl	± mdl	NA		mdl	mdl
Pu-240	0.1 µ (AMP)	ICP-MS	pCi/mL	mdl	± mdl	mdl	± mdl	mdl	± mdl	mdl	mdl
Pu-240	0.02 µ (AMP)	ICP-MS	pCi/mL	mdl	± mdl	mdl	± mdl	mdl	± mdl	mdl	mdl

Note: NA = no sample analyzed, bdl = below detection limit,

*Sample preparation identifies the level of filtration used on the sample. AMP signifies AMP treatment on the sample prior to analysis.

6.7 TANK 49H CHARACTERIZATION

6.7.1 Tank 49H Radioactive Species

Sample				Sample			Standard	
Analyte	Preparation	Method	Units	1	2	3	Average	Deviation
¹³⁷ Cs	0.45 µ	Rad	pCi/mL	7.99E+08 ± 1.17E+07	8.02E+08 ± 1.17E+07	7.84E+08 ± 1.15E+07	7.95E+08	9.84E+06
¹³⁷ Cs	unfiltered	ICP-MS	pCi/mL	5.89E+08 ± 1.47E+08	5.85E+08 ± 1.46E+08	5.75E+08 ± 1.44E+08	5.83E+08	7.67E+06
⁹⁰ Sr	0.45 µ (AMP)	Rad	pCi/mL	8.63E+04 ± 7.08E+03	8.47E+04 ± 6.43E+03	8.51E+04 ± 6.73E+03	8.54E+04	8.34E+02
⁹⁰ Sr	0.1 µ (AMP)	Rad	pCi/mL	7.28E+04 ± 5.53E+03	6.60E+04 ± 4.75E+03	7.32E+04 ± 5.42E+03	7.07E+04	4.05E+03
⁹⁰ Sr	0.02 µ (AMP)	Rad	pCi/mL	6.96E+04 ± 5.43E+03	7.34E+04 ± 5.87E+03	7.80E+04 ± 6.08E+03	7.37E+04	4.23E+03
²³⁸ Pu	0.45 µ (AMP)	Rad	pCi/mL	6.41E+03 ± 2.95E+02	6.34E+03 ± 2.92E+02	6.55E+03 ± 3.34E+02	6.43E+03	1.06E+02
²³⁸ Pu	0.1 µ (AMP)	Rad	pCi/mL	5.90E+03 ± 2.60E+02	6.02E+03 ± 2.89E+02	6.23E+03 ± 3.36E+02	6.05E+03	1.65E+02
²³⁸ Pu	0.02 µ (AMP)	Rad	pCi/mL	6.19E+03 ± 2.79E+02	5.99E+03 ± 2.81E+02	6.24E+03 ± 3.12E+02	6.14E+03	1.35E+02
^{239/40} Pu	unfiltered	ICP-MS	pCi/mL	bdl ± bdl	bdl ± bdl	bdl ± bdl	bdl	bdl
^{239/40} Pu	0.45 µ (AMP)	Rad	pCi/mL	7.66E+01 ± 5.15E+01	1.43E+02 ± 5.60E+01	3.03E+02 ± 8.03E+01	1.74E+02	1.16E+02
^{239/40} Pu	0.45 µ (AMP)	ICP-MS	pCi/mL	bdl ± bdl	bdl ± bdl	bdl ± bdl	bdl	bdl
^{239/40} Pu	0.1 µ (AMP)	Rad	pCi/mL	6.88E+01 ± 4.03E+01	4.52E+01 ± 5.40E+01	1.96E+02 ± 1.01E+02	1.03E+02	8.09E+01
^{239/40} Pu	0.1 µ (AMP)	ICP-MS	pCi/mL	bdl ± bdl	bdl ± bdl	bdl ± bdl	bdl	bdl
^{239/40} Pu	0.02 µ (AMP)	Rad	pCi/mL	6.73E+02 ± 6.26E+01	6.55E+01 ± 8.21E+01	9.00E+01 ± 5.89E+01	2.76E+02	3.44E+02
^{239/40} Pu	0.02 µ (AMP)	ICP-MS	pCi/mL	bdl ± bdl	bdl ± bdl	bdl ± bdl	bdl	bdl
²⁴¹ Pu	0.45 µ (AMP)	Rad	pCi/mL	< 2.78E+04 ± upper limit	< 1.23E+04 ± upper limit	< 1.06E+04 ± upper limit	< 2.78E+04	upper limit
²⁴¹ Pu	0.1 µ (AMP)	Rad	pCi/mL	NA	NA	NA	NA	NA
²⁴¹ Pu	0.02 µ (AMP)	Rad	pCi/mL	NA	NA	NA	NA	NA
Total Pu	0.45 µ (AMP)	Rad	pCi/mL	6.48E+03 ± 3.46E+02	6.48E+03 ± 3.48E+02	6.85E+03 ± 4.14E+02	6.61E+03	2.22E+02
Total Pu	0.1 µ (AMP)	Rad	pCi/mL	5.97E+03 ± 3.00E+02	6.06E+03 ± 3.43E+02	6.42E+03 ± 4.38E+02	6.15E+03	2.46E+02
Total Pu	0.02 µ (AMP)	Rad	pCi/mL	6.86E+03 ± 3.41E+02	6.05E+03 ± 3.63E+02	6.33E+03 ± 3.71E+02	6.41E+03	4.79E+02
²³⁵ U	unfiltered	ICP-MS	pCi/mL	2.30E-01 ± 5.74E-02	2.68E-01 ± 6.71E-02	2.03E-01 ± 5.07E-02	2.34E-01	3.30E-02
²³⁵ U	0.45 µ (AMP)	ICP-MS	pCi/mL	1.98E-01 ± 4.94E-02	1.90E-01 ± 4.76E-02	2.01E-01 ± 5.02E-02	1.96E-01	5.35E-03
²³⁵ U	0.1 µ (AMP)	ICP-MS	pCi/mL	1.99E-01 ± 4.97E-02	1.99E-01 ± 4.97E-02	1.90E-01 ± 4.76E-02	1.96E-01	5.01E-03
²³⁵ U	0.02 µ (AMP)	ICP-MS	pCi/mL	1.13E-01 ± 2.84E-02	1.07E-01 ± 2.67E-02	1.20E-01 ± 3.00E-02	1.13E-01	6.61E-03
²³⁸ U	unfiltered	ICP-MS	pCi/mL	3.46E-01 ± 8.64E-02	2.72E-01 ± 6.79E-02	2.70E-01 ± 6.75E-02	2.96E-01	4.32E-02
²³⁸ U	0.45 µ (AMP)	ICP-MS	pCi/mL	2.47E-01 ± 6.17E-02	5.21E-01 ± 1.30E-01	2.49E-01 ± 6.22E-02	3.39E-01	1.58E-01
²³⁸ U	0.1 µ (AMP)	ICP-MS	pCi/mL	2.81E-01 ± 7.02E-02	2.70E-01 ± 6.74E-02	2.56E-01 ± 6.41E-02	2.69E-01	1.23E-02
²³⁸ U	0.02 µ (AMP)	ICP-MS	pCi/mL	2.47E-01 ± 6.17E-02	2.56E-01 ± 6.40E-02	2.57E-01 ± 6.42E-02	2.53E-01	5.43E-03
Total U	unfiltered	ICP-MS	pCi/mL	5.75E-01 ± 1.44E-01	5.40E-01 ± 1.35E-01	4.73E-01 ± 1.18E-01	5.29E-01	7.62E-02
Total U	0.45 µ (AMP)	ICP-MS	pCi/mL	4.44E-01 ± 1.11E-01	7.11E-01 ± 1.78E-01	4.50E-01 ± 1.12E-01	5.35E-01	1.63E-01
Total U	0.1 µ (AMP)	ICP-MS	pCi/mL	4.80E-01 ± 1.20E-01	4.68E-01 ± 1.17E-01	4.47E-01 ± 1.12E-01	4.65E-01	1.73E-02
Total U	0.02 µ (AMP)	ICP-MS	pCi/mL	3.60E-01 ± 9.01E-02	3.63E-01 ± 9.07E-02	3.77E-01 ± 9.42E-02	3.67E-01	1.20E-02
²³⁷ Np	unfiltered	ICP-MS	pCi/mL	1.56E+02 ± 3.90E+01	1.62E+02 ± 4.06E+01	1.56E+02 ± 3.90E+01	1.58E+02	3.67E+00
²³⁷ Np	0.45 µ (AMP)	ICP-MS	pCi/mL	1.25E+02 ± 3.12E+01	7.04E+01 ± 1.76E+01	1.23E+02 ± 3.08E+01	1.06E+02	3.10E+01
²³⁷ Np	0.1 µ (AMP)	ICP-MS	pCi/mL	1.38E+02 ± 3.44E+01	1.26E+02 ± 3.14E+01	1.22E+02 ± 3.06E+01	1.29E+02	8.13E+00
²³⁷ Np	0.02 µ (AMP)	ICP-MS	pCi/mL	1.36E+02 ± 3.41E+01	1.38E+02 ± 3.46E+01	1.31E+02 ± 3.28E+01	1.35E+02	3.62E+00

Note: NA = no sample analyzed, bdl = below detection limit, upper limit and mda = error on a less than value matches the less than value.

*Sample preparation identifies the level of filtration used on the sample. AMP signifies AMP treatment on the sample prior to analysis.

Analysis conducted using gamma spectroscopy after cesium removal.

§ Analysis conducted using more specific Am separation and radiocounting methodology.

Sample				Sample			Standard	
Analyte	Preparation	Method	Units	1	2	3	Average	Deviation
²⁴¹ Am	0.45 µ (AMP)	Rad [#]	pCi/mL	< 1.66E+02 ± mda	< 1.68E+02 ± mda	< 1.65E+02 ± mda	< 1.68E+02	mda
²⁴¹ Am	0.45 µ (AMP)	Rad ^{\$}	pCi/mL	< 1.02E+04 ± upper limit	< 1.27E+03 ± mda	< 4.12E+02 ± mda	< 1.02E+04	upper limit
²⁴¹ Am	0.1 µ (AMP)	Rad ^{\$}	pCi/mL	< 7.88E+02 ± mda	< 8.30E+02 ± mda	< 9.84E+02 ± mda	< 9.84E+02	mda
²⁴¹ Am	0.02 µ (AMP)	Rad ^{\$}	pCi/mL	< 3.43E+02 ± mda	< 2.14E+02 ± mda	< 2.22E+02 ± mda	< 3.43E+02	mda
²⁴² Am	0.45 µ (AMP)	Rad ^{\$}	pCi/mL	< 1.07E+05 ± mda	< 5.74E+03 ± mda	< 3.12E+02 ± mda	< 1.07E+05	mda
²⁴³ Am	0.45 µ (AMP)	Rad ^{\$}	pCi/mL	< 1.02E+04 ± mda	< 5.78E+02 ± mda	< 3.40E+01 ± mda	< 1.02E+04	mda
⁹⁹ Tc	0.45 µ (AMP)	Rad	pCi/mL	1.28E+05 ± 7.64E+03	NA	NA	1.28E+05	7.64E+03
⁹⁹ Tc	unfiltered	ICP-MS	pCi/mL	1.43E+05 ± 3.58E+04	1.46E+05 ± 3.65E+04	1.36E+05 ± 3.39E+04	1.42E+05	5.42E+03
⁹⁹ Tc	0.45 µ (AMP)	ICP-MS	pCi/mL	1.53E+05 ± 3.82E+04	2.60E+05 ± 6.51E+04	1.49E+05 ± 3.73E+04	1.87E+05	6.31E+04
⁹⁹ Tc	0.1 µ (AMP)	ICP-MS	pCi/mL	1.45E+05 ± 3.62E+04	1.44E+05 ± 3.60E+04	1.42E+05 ± 3.55E+04	1.44E+05	1.51E+03
⁹⁹ Tc	0.02 µ (AMP)	ICP-MS	pCi/mL	1.40E+05 ± 3.50E+04	1.37E+05 ± 3.42E+04	1.37E+05 ± 3.42E+04	1.38E+05	1.92E+03
Gross α	0.45 µ (AMP)	Rad	pCi/mL	8.17E+03 ± 9.55E+02	7.10E+03 ± 2.20E+03	9.11E+03 ± 6.65E+02	8.13E+03	1.01E+03
Beta	0.45 µ	Rad	pCi/mL	9.53E+08 ± 1.43E+08	9.05E+08 ± 1.36E+08	9.14E+08 ± 1.37E+08	9.24E+08	2.57E+07
Tritium	0.45 µ (AMP)	Rad	pCi/mL	< 7.60E+03 ± upper limit	4.97E+03 ± 7.46E+02	< 5.09E+03 ± upper limit	< 7.60E+03	upper limit
¹⁴ C	0.45 µ	Rad	pCi/mL	< 2.02E+02 ± mda	NA	NA	< 2.02E+02	mda
¹²⁹ I	0.45 µ	Rad	pCi/mL	< 1.56E+02 ± upper limit	NA	NA	< 1.56E+02	upper limit
²⁶ Al	0.45 µ (AMP)	Rad	pCi/mL	< 1.42E+01 ± mda	< 1.60E+01 ± mda	< 1.76E+01 ± mda	< 1.76E+01	mda
⁶⁰ Co	0.45 µ (AMP)	Rad	pCi/mL	< 1.98E+01 ± mda	< 2.07E+01 ± mda	< 2.12E+01 ± mda	< 2.12E+01	mda
⁹⁴ Nb	0.45 µ (AMP)	Rad	pCi/mL	< 2.19E+01 ± mda	< 2.21E+01 ± mda	< 1.91E+01 ± mda	< 2.21E+01	mda
¹⁰⁶ Ru	0.45 µ (AMP)	Rad	pCi/mL	< 2.24E+02 ± mda	1.98E+02 ± 1.88E+01	< 1.66E+02 ± mda	< 2.24E+02	mda
¹²⁵ Sb	0.45 µ (AMP)	Rad	pCi/mL	5.41E+02 ± 3.61E+00	5.69E+02 ± 3.31E+00	5.25E+02 ± 3.63E+00	5.45E+02	2.22E+01
¹²⁶ Sb	0.45 µ (AMP)	Rad	pCi/mL	4.93E+02 ± 1.79E+00	4.95E+02 ± 1.82E+00	4.79E+02 ± 3.90E+00	4.89E+02	8.76E+00
¹²⁶ Sn	0.45 µ (AMP)	Rad	pCi/mL	5.02E+02 ± 3.29E+01	6.96E+02 ± 2.55E+01	6.48E+02 ± 5.51E+00	6.15E+02	1.01E+02
¹⁴⁴ Ce	0.45 µ (AMP)	Rad	pCi/mL	< 1.41E+02 ± mda	< 1.45E+02 ± mda	< 1.44E+02 ± mda	< 1.45E+02	mda
¹⁵² Eu	0.45 µ (AMP)	Rad	pCi/mL	< 1.60E+02 ± mda	< 1.68E+02 ± mda	< 1.74E+02 ± mda	< 1.74E+02	mda
¹⁵⁴ Eu	0.45 µ (AMP)	Rad	pCi/mL	< 4.23E+01 ± mda	< 4.21E+01 ± mda	< 4.07E+01 ± mda	< 4.23E+01	mda
¹⁵⁵ Eu	0.45 µ (AMP)	Rad	pCi/mL	< 8.74E+01 ± mda	< 8.84E+01 ± mda	< 8.56E+01 ± mda	< 8.84E+01	mda
²³¹ Pa	0.45 µ (AMP)	Rad	pCi/mL	< 7.40E+02 ± mda	< 6.94E+02 ± mda	< 7.13E+02 ± mda	< 7.40E+02	mda
²³² U	0.45 µ (AMP)	Rad	pCi/mL	< 1.39E+02 ± upper limit	< 5.23E+02 ± upper limit	< 9.90E+01 ± upper limit	< 5.23E+02	upper limit
⁵⁹ Ni	0.45 µ (AMP)	Rad	pCi/mL	< 6.89E+01 ± mda	< 2.91E+01 ± mda	< 1.03E+02 ± mda	< 1.03E+02	mda
⁶³ Ni	0.45 µ (AMP)	Rad	pCi/mL	< 6.69E+01 ± mda	< 5.88E+01 ± mda	< 4.70E+01 ± mda	< 6.69E+01	mda
¹⁴⁷ Pm	0.45 µ (AMP)	Rad	pCi/mL	< 5.88E+01 ± mda	< 5.32E+02 ± upper limit	< 2.25E+02 ± upper limit	< 5.32E+02	upper limit
¹⁵¹ Sm	0.45 µ (AMP)	Rad	pCi/mL	< 1.90E+02 ± mda	< 4.90E+02 ± mda	< 8.65E+02 ± upper limit	< 8.65E+02	upper limit
⁷⁹ Se	0.45 µ (AMP)	Rad	pCi/mL	< 1.88E+03 ± upper limit	< 1.07E+03 ± upper limit	< 8.54E+02 ± upper limit	< 1.88E+03	upper limit
²⁴² Cm/ ²⁵² Cf	0.45 µ (AMP)	Rad	pCi/mL	< 5.90E+02 ± mda	< 3.82E+01 ± mda	< 7.91E+00 ± mda	< 5.90E+02	mda
²⁴³ Cm	0.45 µ (AMP)	Rad	pCi/mL	< 2.75E+04 ± mda	< 1.46E+03 ± mda	< 7.98E+01 ± mda	< 2.75E+04	mda
²⁴⁴ Cm	0.45 µ (AMP)	Rad	pCi/mL	< 4.35E+03 ± mda	1.69E+02 ± 7.48E+01	6.13E+01 ± 2.27E+01	< 4.35E+03	mda
²⁴⁹ Cf	0.45 µ (AMP)	Rad	pCi/mL	< 4.84E+02 ± mda	< 1.74E+03 ± mda	< 6.62E+02 ± mda	< 1.74E+03	mda
²⁵¹ Cf	0.45 µ (AMP)	Rad	pCi/mL	< 4.26E+02 ± mda	< 2.08E+03 ± mda	< 5.88E+02 ± mda	< 2.08E+03	mda

Note: NA = no sample analyzed, bdl = below detection limit, upper limit and mda = error on a less than value matches the less than value.

*Sample preparation identifies the level of filtration used on the sample. AMP signifies AMP treatment on the sample prior to analysis.

#Analysis conducted using gamma spectroscopy after cesium removal.

\$Analysis conducted using more specific Am separation and radiocounting methodology.

6.7.2 Tank 49H Salt and Organic Species

Sample				Sample						Standard	
Analyte	Preparation	Method	Units	1		2		3		Average	Deviation
Na	unfiltered	ICPES	M	6.96E+00	± 3.48E-01	7.05E+00	± 3.52E-01	6.91E+00	± 3.46E-01	6.98E+00	6.89E-02
Na	0.45 µ (AMP)	ICPES	M	NA	± NA	NA	± NA	NA	± NA	NA	NA
Na	0.45 µ (AMP)	AA	M	6.14E+00	± 1.23E+00	6.28E+00	± 1.26E+00	6.50E+00	± 1.30E+00	6.31E+00	1.81E-01
K	unfiltered	ICPES	M	4.74E-02	± 2.87E-01	< 2.40E-02	± mdl	2.53E-02	± 2.48E-01	3.63E-02	1.32E-02
K	0.45 µ (AMP)	ICPES	M	4.45E-02	± 3.21E-02	4.22E-02	± 3.24E-02	3.89E-02	± 3.17E-02	4.19E-02	2.84E-03
K	0.45 µ (AMP)	AA	M	3.17E-02	± 6.33E-03	3.13E-02	± 6.25E-03	3.24E-02	± 6.49E-03	3.18E-02	6.02E-04
Al	unfiltered	ICPES	M	2.74E-01	± 1.37E-02	2.87E-01	± 1.43E-02	2.72E-01	± 1.36E-02	2.78E-01	7.83E-03
As	0.45 µ (AMP)	AA	mg/L	< 2.31E-01	± mda	NA		NA		< 2.31E-01	mda
Se	0.45 µ (AMP)	AA	mg/L	< 1.28E-01	± mda	NA		NA		< 1.28E-01	mda
Hg	0.45 µ (AMP)	AA	mg/L	< 5.65E-01	± mda	NA		NA		< 5.65E-01	mda
Total Base	0.45 µ	Titration	M	4.67E+00	± 4.67E-01	5.04E+00	± 5.04E-01	4.75E+00	± 4.75E-01	4.82E+00	1.95E-01
Free OH ⁻	0.45 µ	Titration	M	3.55E+00	± 3.55E-01	3.68E+00	± 3.68E-01	3.96E+00	± 3.96E-01	3.73E+00	2.06E-01
CO ₃ ²⁻	0.45 µ	Titration	M	< 4.31E-01	± mda	< 4.18E-01	± mda	< 4.16E-01	± mda	< 4.31E-01	mda
Al(OH) ₄ ⁻	0.45 µ	Titration	M	6.29E-01	± 1.26E-01	6.59E-01	± 1.32E-01	5.52E-01	± 1.10E-01	6.13E-01	5.52E-02
NO ₃ ⁻	0.45 µ	IC	M	1.40E+00	± 1.40E-01	NA		NA		1.40E+00	1.40E-01
NO ₂ ⁻	0.45 µ	IC	M	8.72E-01	± 8.72E-02	NA		NA		8.72E-01	8.72E-02
SO ₄ ²⁻	0.45 µ	IC	M	1.23E-02	± 1.23E-03	NA		NA		1.23E-02	1.23E-03
PO ₄ ³⁻	0.45 µ	IC	M	8.13E-03	± 8.13E-04	NA		NA		8.13E-03	8.13E-04
F ⁻	0.45 µ	IC	M	< 5.42E-03	± mda	NA		NA		< 5.42E-03	mda
Cl ⁻	0.45 µ	IC	M	4.36E-03	± 4.36E-04	NA		NA		4.36E-03	4.36E-04
Br ⁻	0.45 µ	IC	M	< 6.44E-03	± mda	NA		NA		< 6.44E-03	mda
C ₂ O ₄ ²⁻	0.45 µ	IC	M	< 5.85E-03	± mda	NA		NA		< 5.85E-03	mda
CHO ₂	0.45 µ	IC	M	< 1.14E-02	± mda	NA		NA		< 1.14E-02	mda
TBP	unfiltered	IC	mg/L	< 5.20E+01	± mdl	NA		NA		< 5.20E+01	mdl
TBP	0.45 µ	IC	mg/L	< 5.15E+01	± mdl	NA		NA		< 5.15E+01	mdl
DBP	0.45 µ	IC	mg/L	< 5.15E+02	± mdl	NA		NA		< 5.15E+02	mdl
VOA	unfiltered	GC-MS	mg/L	< 2.60E+01	± mdl	NA		NA		< 2.60E+01	mdl
VOA	0.45 µ	GC-MS	mg/L	< 2.57E+01	± mdl	NA		NA		< 2.57E+01	mdl
SVOA	unfiltered	GC-MS	mg/L	< 5.20E+01	± mdl	NA		NA		< 5.20E+01	mdl
SVOA	0.45 µ	GC-MS	mg/L	< 5.15E+01	± mdl	NA		NA		< 5.15E+01	mdl
TIC	0.45 µ	Titration	mg/L	1.03E+03	± 2.57E+02	1.18E+03	± 2.94E+02	1.06E+03	± 2.65E+02	1.09E+03	7.69E+01
TOC	0.45 µ	Titration	mg/L	2.07E+03	± 2.07E+02	9.79E+02	± 9.79E+01	9.33E+02	± 9.33E+01	1.33E+03	6.44E+02
Total C	0.45 µ	Titration	mg/L	3.10E+03	± 3.10E+02	2.15E+03	± 2.15E+02	1.99E+03	± 1.99E+02	2.42E+03	5.97E+02

Note: NA = no sample analyzed, mda and mdl = method detection (error on a less than value matches the less than value).

*Sample preparation identifies the level of filtration used on the sample. AMP signifies AMP treatment on the sample prior to analysis.

6.7.3 Tank 49H ICP-ES Characterization

Sample				Sample			Standard	
Analyte	Preparation	Method	Units	1	2	3	Average	Deviation
Ag	unfiltered	ICPES	mg/L	< 4.48E+00 ± mdl	< 4.21E+00 ± mdl	< 4.32E+00 ± mdl	< 4.48E+00	mdl
Ag	0.45 µ (AMP)	ICPES	mg/L	2.01E+00 ± 1.00E-01	2.05E+00 ± 1.02E-01	1.93E+00 ± 1.14E-01	1.99E+00	6.28E-02
Ag	0.1 µ (AMP)	ICPES	mg/L	1.64E+00 ± 8.21E-02	1.51E+00 ± 8.79E-02	NA ± NA	1.57E+00	9.52E-02
Ag	0.02 µ (AMP)	ICPES	mg/L	7.84E-01 ± 1.26E-01	1.05E+00 ± 6.02E-02	1.16E+00 ± 7.63E-02	9.99E-01	1.95E-01
Al	unfiltered	ICPES	M	2.74E-01 ± 1.37E-02	2.87E-01 ± 1.43E-02	2.72E-01 ± 1.36E-02	2.78E-01	7.83E-03
Al	0.45 µ (AMP)	ICPES	M	2.70E-01 ± 1.35E-02	2.70E-01 ± 1.35E-02	2.72E-01 ± 1.36E-02	2.71E-01	1.10E-03
Al	0.1 µ (AMP)	ICPES	M	2.67E-01 ± 1.33E-02	2.67E-01 ± 1.33E-02	NA ± NA	2.67E-01	0.00E+00
Al	0.02 µ (AMP)	ICPES	M	2.63E-01 ± 1.32E-02	2.63E-01 ± 1.32E-02	2.63E-01 ± 1.32E-02	2.63E-01	0.00E+00
B	unfiltered	ICPES	mg/L	< 7.39E+01 ± mdl	< 6.95E+01 ± mdl	< 7.14E+01 ± mdl	< 7.39E+01	mdl
B	0.45 µ (AMP)	ICPES	mg/L	5.29E+01 ± 4.61E+00	5.14E+01 ± 5.93E+00	5.19E+01 ± 5.58E+00	5.20E+01	7.85E-01
B	0.1 µ (AMP)	ICPES	mg/L	5.33E+01 ± 4.09E+00	4.99E+01 ± 4.38E+00	NA ± NA	5.16E+01	2.45E+00
B	0.02 µ (AMP)	ICPES	mg/L	5.29E+01 ± 5.41E+00	5.18E+01 ± 6.34E+00	5.27E+01 ± 5.03E+00	5.25E+01	5.48E-01
Ba	unfiltered	ICPES	mg/L	7.50E+00 ± 3.75E-01	8.26E+00 ± 1.44E+00	6.76E+00 ± 5.58E-01	7.51E+00	7.52E-01
Ba	0.45 µ (AMP)	ICPES	mg/L	2.09E+00 ± 1.18E-01	2.08E+00 ± 1.04E-01	2.01E+00 ± 1.42E-01	2.06E+00	4.31E-02
Ba	0.1 µ (AMP)	ICPES	mg/L	1.74E+00 ± 8.70E-02	1.77E+00 ± 1.61E-01	NA ± NA	1.76E+00	2.20E-02
Ba	0.02 µ (AMP)	ICPES	mg/L	1.34E+00 ± 1.56E-01	1.43E+00 ± 7.15E-02	1.57E+00 ± 1.22E-01	1.63E+00	1.14E-01
Ca	unfiltered	ICPES	mg/L	< 1.34E+01 ± mdl	< 1.26E+01 ± mdl	< 1.30E+01 ± mdl	< 1.34E+01	mdl
Ca	0.45 µ (AMP)	ICPES	mg/L	1.06E+01 ± 5.29E-01	1.01E+01 ± 5.03E-01	1.01E+01 ± 5.06E-01	1.03E+01	2.83E-01
Ca	0.1 µ (AMP)	ICPES	mg/L	1.79E+01 ± 8.93E-01	1.76E+01 ± 8.78E-01	NA ± NA	1.77E+01	2.20E-01
Ca	0.02 µ (AMP)	ICPES	mg/L	1.78E+01 ± 8.91E-01	1.77E+01 ± 8.86E-01	1.80E+01 ± 9.00E-01	1.78E+01	1.43E-01
Cd	unfiltered	ICPES	mg/L	< 1.34E+01 ± mdl	< 1.26E+01 ± mdl	< 1.30E+01 ± mdl	< 1.34E+01	mdl
Cd	0.45 µ (AMP)	ICPES	mg/L	< 1.23E+00 ± mdl	< 1.23E+00 ± mdl	< 1.23E+00 ± mdl	< 1.23E+00	mdl
Cd	0.1 µ (AMP)	ICPES	mg/L	< 1.24E+00 ± mdl	< 1.24E+00 ± mdl	NA ± NA	< 1.24E+00	mdl
Cd	0.02 µ (AMP)	ICPES	mg/L	< 1.36E+00 ± mdl	< 1.36E+00 ± mdl	< 1.36E+00 ± mdl	< 1.36E+00	mdl
Ce	unfiltered	ICPES	mg/L	6.94E+01 ± 7.19E+00	7.31E+01 ± 8.77E+00	< 5.51E+01 ± mdl	7.13E+01	2.64E+00
Ce	0.45 µ (AMP)	ICPES	mg/L	2.97E+01 ± 1.48E+00	2.98E+01 ± 1.49E+00	2.83E+01 ± 1.50E+00	2.93E+01	8.02E-01
Ce	0.1 µ (AMP)	ICPES	mg/L	2.50E+01 ± 1.97E+00	2.32E+01 ± 1.16E+00	NA ± NA	2.41E+01	1.28E+00
Ce	0.02 µ (AMP)	ICPES	mg/L	1.48E+01 ± 1.37E+00	1.87E+01 ± 9.34E-01	1.95E+01 ± 2.10E+00	1.77E+01	2.54E+00
Cr	unfiltered	ICPES	mg/L	1.48E+02 ± 1.25E+01	1.60E+02 ± 2.07E+01	1.49E+02 ± 1.65E+01	1.52E+02	6.66E+00
Cr	0.45 µ (AMP)	ICPES	mg/L	1.37E+02 ± 6.83E+00	1.36E+02 ± 6.78E+00	1.37E+02 ± 6.86E+00	1.36E+02	7.85E-01
Cr	0.1 µ (AMP)	ICPES	mg/L	1.39E+02 ± 6.94E+00	1.37E+02 ± 6.86E+00	NA ± NA	1.38E+02	1.10E+00
Cr	0.02 µ (AMP)	ICPES	mg/L	1.39E+02 ± 6.96E+00	1.39E+02 ± 6.93E+00	1.37E+02 ± 6.87E+00	1.38E+02	8.67E-01
Cu	unfiltered	ICPES	mg/L	< 1.12E+01 ± mdl	< 1.05E+01 ± mdl	< 1.08E+01 ± mdl	< 1.12E+01	mdl
Cu	0.45 µ (AMP)	ICPES	mg/L	2.04E+00 ± 2.77E+00	1.83E+00 ± 2.90E+00	1.85E+00 ± 2.75E+00	1.91E+00	1.19E-01
Cu	0.1 µ (AMP)	ICPES	mg/L	1.55E+00 ± 2.79E+00	1.79E+00 ± 2.83E+00	NA ± NA	1.67E+00	1.68E-01
Cu	0.02 µ (AMP)	ICPES	mg/L	1.53E+00 ± 2.82E+00	1.58E+00 ± 2.87E+00	1.56E+00 ± 2.92E+00	1.56E+00	2.86E-02
Fe	unfiltered	ICPES	mg/L	1.68E+01 ± 3.16E+01	5.11E+01 ± 3.17E+01	2.39E+01 ± 3.17E+01	3.06E+01	1.81E+01
Fe	0.45 µ (AMP)	ICPES	mg/L	1.55E+01 ± 3.65E+00	1.45E+01 ± 3.75E+00	1.46E+01 ± 3.85E+00	1.49E+01	5.54E-01
Fe	0.1 µ (AMP)	ICPES	mg/L	1.14E+01 ± 3.62E+00	1.14E+01 ± 3.88E+00	NA ± NA	1.14E+01	0.00E+00
Fe	0.02 µ (AMP)	ICPES	mg/L	1.14E+01 ± 4.14E+00	1.15E+01 ± 3.76E+00	1.12E+01 ± 3.66E+00	1.14E+01	1.43E-01
Gd	unfiltered	ICPES	mg/L	1.58E+01 ± 7.89E-01	1.40E+01 ± 9.26E-01	1.10E+01 ± 1.19E+00	1.36E+01	2.44E+00
Gd	0.45 µ (AMP)	ICPES	mg/L	3.64E+00 ± 1.95E-01	3.61E+00 ± 1.81E-01	3.42E+00 ± 2.27E-01	3.56E+00	1.18E-01
Gd	0.1 µ (AMP)	ICPES	mg/L	3.08E+00 ± 1.54E-01	2.90E+00 ± 1.45E-01	NA ± NA	2.99E+00	1.24E-01
Gd	0.02 µ (AMP)	ICPES	mg/L	1.89E+00 ± 1.90E-01	2.23E+00 ± 1.11E-01	2.41E+00 ± 1.86E-01	2.17E+00	2.68E-01
K	unfiltered	ICPES	M	4.74E-02 ± 2.87E-01	< 2.40E-02 ± mdl	2.53E-02 ± 2.48E-01	3.63E-02	1.56E-02
K	0.45 µ (AMP)	ICPES	M	4.45E-02 ± 3.21E-02	4.22E-02 ± 3.24E-02	3.89E-02 ± 3.17E-02	4.19E-02	2.84E-03
K	0.1 µ (AMP)	ICPES	M	3.73E-02 ± 2.96E-02	4.04E-02 ± 3.10E-02	NA ± NA	3.89E-02	2.15E-03
K	0.02 µ (AMP)	ICPES	M	3.11E-02 ± 3.32E-02	3.73E-02 ± 3.26E-02	3.49E-02 ± 3.46E-02	3.44E-02	3.15E-03
La	unfiltered	ICPES	mg/L	1.88E+01 ± 9.38E-01	1.58E+01 ± 7.92E-01	1.54E+01 ± 9.53E-01	1.66E+01	1.84E+00
La	0.45 µ (AMP)	ICPES	mg/L	4.24E+00 ± 2.12E-01	4.34E+00 ± 2.17E-01	4.22E+00 ± 2.11E-01	4.27E+00	6.90E-02
La	0.1 µ (AMP)	ICPES	mg/L	3.61E+00 ± 3.31E-01	3.46E+00 ± 1.73E-01	NA ± NA	3.54E+00	1.03E-01
La	0.02 µ (AMP)	ICPES	mg/L	2.38E+00 ± 4.85E-01	2.52E+00 ± 1.26E-01	2.81E+00 ± 1.40E-01	2.57E+00	2.14E-01
Li	unfiltered	ICPES	mg/L	2.45E+01 ± 2.77E+00	3.25E+01 ± 2.54E+00	1.73E+01 ± 1.48E+00	2.48E+01	7.59E+00
Li	0.45 µ (AMP)	ICPES	mg/L	1.13E+01 ± 5.65E-01	1.10E+01 ± 5.50E-01	1.07E+01 ± 5.83E-01	1.10E+01	3.08E-01
Li	0.1 µ (AMP)	ICPES	mg/L	8.96E+00 ± 6.63E-01	8.08E+00 ± 5.57E-01	NA ± NA	8.52E+00	6.22E-01
Li	0.02 µ (AMP)	ICPES	mg/L	4.98E+00 ± 5.13E-01	5.91E+00 ± 2.95E-01	6.64E+00 ± 8.33E-01	5.84E+00	8.34E-01
Mg	unfiltered	ICPES	mg/L	< 2.24E+00 ± mdl	< 2.10E+00 ± mdl	< 2.16E+00 ± mdl	< 2.24E+00	mdl
Mg	0.45 µ (AMP)	ICPES	mg/L	8.37E-01 ± 4.19E-02	7.81E-01 ± 3.90E-02	7.96E-01 ± 3.98E-02	8.05E-01	2.92E-02
Mg	0.1 µ (AMP)	ICPES	mg/L	2.56E+00 ± 1.28E-01	2.55E+00 ± 1.27E-01	NA ± NA	2.55E+00	7.32E-03
Mg	0.02 µ (AMP)	ICPES	mg/L	2.81E+00 ± 1.41E-01	2.75E+00 ± 1.38E-01	2.91E+00 ± 1.46E-01	2.83E+00	8.06E-02

Note: NA = no sample analyzed, mdl = method detection (error on a less than value matches the less than value).

*Sample preparation identifies the level of filtration used on the sample. AMP signifies AMP treatment on the sample prior to analysis.

Sample				Sample			Standard	
Analyte	Preparation	Method	Units	1	2	3	Average	Deviation
Mn	unfiltered	ICPES	mg/L	< 3.36E+00 ± mdl	2.15E+01 ± 6.46E+00	3.68E+00 ± 6.40E+00	1.26E+01	1.26E+01
Mn	0.45 µ (AMP)	ICPES	mg/L	1.43E+00 ± 8.10E-01	1.30E+00 ± 8.46E-01	1.32E+00 ± 8.35E-01	1.35E+00	7.01E-02
Mn	0.1 µ (AMP)	ICPES	mg/L	9.16E-01 ± 7.43E-01	9.73E-01 ± 8.05E-01	NA ± NA	9.45E-01	4.03E-02
Mn	0.02 µ (AMP)	ICPES	mg/L	9.88E-01 ± 8.84E-01	9.99E-01 ± 8.11E-01	9.20E-01 ± 8.42E-01	9.69E-01	4.30E-02
Mo	unfiltered	ICPES	mg/L	< 7.50E+01 ± mdl	< 7.05E+01 ± mdl	7.57E+01 ± 1.37E+01	7.57E+01	1.37E+01
Mo	0.45 µ (AMP)	ICPES	mg/L	7.50E+01 ± 3.75E+00	7.45E+01 ± 3.72E+00	7.76E+01 ± 3.88E+00	7.57E+01	1.65E+00
Mo	0.1 µ (AMP)	ICPES	mg/L	7.61E+01 ± 4.48E+00	7.04E+01 ± 3.52E+00	NA ± NA	7.33E+01	4.03E+00
Mo	0.02 µ (AMP)	ICPES	mg/L	6.76E+01 ± 5.53E+00	6.93E+01 ± 5.76E+00	6.98E+01 ± 3.49E+00	6.89E+01	1.18E+00
Na	unfiltered	ICPES	M	6.96E+00 ± 3.48E-01	7.05E+00 ± 3.52E-01	6.91E+00 ± 3.46E-01	6.98E+00	6.89E-02
Na	0.45 µ (AMP)	ICPES	M	NA ± NA	NA ± NA	NA ± NA	NA	NA
Na	0.1 µ (AMP)	ICPES	M	NA ± NA	NA ± NA	NA ± NA	NA	NA
Na	0.02 µ (AMP)	ICPES	M	NA ± NA	NA ± NA	NA ± NA	NA	NA
Ni	unfiltered	ICPES	mg/L	< 5.04E+01 ± mdl	< 4.74E+01 ± mdl	< 4.87E+01 ± mdl	< 5.04E+01	mdl
Ni	0.45 µ (AMP)	ICPES	mg/L	< 4.62E+00 ± mdl	< 4.62E+00 ± mdl	< 4.62E+00 ± mdl	< 4.62E+00	mdl
Ni	0.1 µ (AMP)	ICPES	mg/L	< 4.66E+00 ± mdl	< 4.66E+00 ± mdl	NA ± NA	< 4.66E+00	mdl
Ni	0.02 µ (AMP)	ICPES	mg/L	< 5.11E+00 ± mdl	< 5.11E+00 ± mdl	< 5.11E+00 ± mdl	< 5.11E+00	mdl
P	unfiltered	ICPES	mg/L	< 4.69E+02 ± mdl	< 4.41E+02 ± mdl	< 4.53E+02 ± mdl	< 4.69E+02	mdl
P	0.45 µ (AMP)	ICPES	mg/L	2.76E+02 ± 1.38E+01	2.75E+02 ± 2.19E+01	2.81E+02 ± 1.71E+01	2.78E+02	3.01E+00
P	0.1 µ (AMP)	ICPES	mg/L	2.89E+02 ± 2.44E+01	2.83E+02 ± 2.73E+01	NA ± NA	2.86E+02	4.39E+00
P	0.02 µ (AMP)	ICPES	mg/L	2.80E+02 ± 2.67E+01	2.79E+02 ± 3.49E+01	2.84E+02 ± 2.86E+01	2.81E+02	2.68E+00
Pb	unfiltered	ICPES	mg/L	< 3.20E+02 ± mdl	< 3.01E+02 ± mdl	< 3.09E+02 ± mdl	< 3.20E+02	mdl
Pb	0.45 µ (AMP)	ICPES	mg/L	< 2.94E+01 ± mdl	< 2.94E+01 ± mdl	< 2.94E+01 ± mdl	< 2.94E+01	mdl
Pb	0.1 µ (AMP)	ICPES	mg/L	< 2.96E+01 ± mdl	< 2.96E+01 ± mdl	NA ± NA	< 2.96E+01	mdl
Pb	0.02 µ (AMP)	ICPES	mg/L	< 3.25E+01 ± mdl	< 3.25E+01 ± mdl	< 3.25E+01 ± mdl	< 3.25E+01	mdl
S	unfiltered	ICPES	mg/L	8.40E+02 ± 4.38E+01	8.31E+02 ± 7.40E+01	8.65E+02 ± 5.26E+01	8.45E+02	1.75E+01
S	0.45 µ (AMP)	ICPES	mg/L	8.01E+02 ± 4.01E+01	7.76E+02 ± 3.88E+01	7.91E+02 ± 3.95E+01	7.89E+02	1.29E+01
S	0.1 µ (AMP)	ICPES	mg/L	8.13E+02 ± 4.06E+01	8.08E+02 ± 4.04E+01	NA ± NA	8.10E+02	3.66E+00
S	0.02 µ (AMP)	ICPES	mg/L	8.01E+02 ± 4.00E+01	8.18E+02 ± 4.09E+01	7.89E+02 ± 3.95E+01	8.03E+02	1.43E+01
Sb	unfiltered	ICPES	mg/L	< 7.95E+01 ± mdl	< 7.47E+01 ± mdl	< 7.68E+01 ± mdl	< 7.95E+01	mdl
Sb	0.45 µ (AMP)	ICPES	mg/L	2.98E+01 ± 1.72E+00	2.77E+01 ± 1.39E+00	2.83E+01 ± 2.35E+00	2.86E+01	1.09E+00
Sb	0.1 µ (AMP)	ICPES	mg/L	2.75E+01 ± 1.37E+00	2.70E+01 ± 3.03E+00	NA ± NA	2.73E+01	3.30E-01
Sb	0.02 µ (AMP)	ICPES	mg/L	2.19E+01 ± 1.87E+00	2.55E+01 ± 1.69E+00	2.62E+01 ± 2.40E+00	2.45E+01	2.31E+00
Si	unfiltered	ICPES	mg/L	< 2.80E+01 ± mdl	< 2.63E+01 ± mdl	< 2.70E+01 ± mdl	< 2.80E+01	mdl
Si	0.45 µ (AMP)	ICPES	mg/L	1.90E+01 ± 7.72E+00	1.96E+01 ± 7.43E+00	1.91E+01 ± 7.54E+00	1.92E+01	3.30E-01
Si	0.1 µ (AMP)	ICPES	mg/L	1.83E+01 ± 7.38E+00	1.90E+01 ± 7.28E+00	NA ± NA	1.86E+01	5.13E-01
Si	0.02 µ (AMP)	ICPES	mg/L	1.81E+01 ± 7.12E+00	1.80E+01 ± 7.85E+00	1.87E+01 ± 7.86E+00	1.83E+01	3.97E-01
Sn	unfiltered	ICPES	mg/L	< 1.28E+02 ± mdl	< 1.20E+02 ± mdl	< 1.23E+02 ± mdl	< 1.28E+02	mdl
Sn	0.45 µ (AMP)	ICPES	mg/L	2.01E+01 ± 2.35E+00	2.18E+01 ± 1.09E+00	2.12E+01 ± 1.06E+00	2.10E+01	8.30E-01
Sn	0.1 µ (AMP)	ICPES	mg/L	1.81E+01 ± 9.04E-01	1.79E+01 ± 2.07E+00	NA ± NA	1.80E+01	1.10E-01
Sn	0.02 µ (AMP)	ICPES	mg/L	1.72E+01 ± 1.31E+00	1.73E+01 ± 1.18E+00	1.81E+01 ± 9.06E-01	1.75E+01	5.09E-01
Sr	unfiltered	ICPES	mg/L	< 8.96E+00 ± mdl	< 8.42E+00 ± mdl	< 8.65E+00 ± mdl	< 8.96E+00	mdl
Sr	0.45 µ (AMP)	ICPES	mg/L	4.39E+00 ± 2.19E-01	4.21E+00 ± 2.11E-01	4.20E+00 ± 3.63E-01	4.27E+00	1.04E-01
Sr	0.1 µ (AMP)	ICPES	mg/L	6.06E+00 ± 3.24E-01	5.75E+00 ± 2.87E-01	NA ± NA	5.90E+00	2.20E-01
Sr	0.02 µ (AMP)	ICPES	mg/L	5.35E+00 ± 2.68E-01	5.68E+00 ± 2.84E-01	5.73E+00 ± 4.05E-01	5.59E+00	2.05E-01
Ti	unfiltered	ICPES	mg/L	< 1.46E+01 ± mdl	< 1.37E+01 ± mdl	< 1.41E+01 ± mdl	< 1.46E+01	mdl
Ti	0.45 µ (AMP)	ICPES	mg/L	< 1.34E+00 ± mdl	< 1.34E+00 ± mdl	< 1.34E+00 ± mdl	< 1.34E+00	mdl
Ti	0.1 µ (AMP)	ICPES	mg/L	< 1.35E+00 ± mdl	< 1.35E+00 ± mdl	NA ± NA	< 1.35E+00	mdl
Ti	0.02 µ (AMP)	ICPES	mg/L	< 1.48E+00 ± mdl	< 1.48E+00 ± mdl	< 1.48E+00 ± mdl	< 1.48E+00	mdl
U	unfiltered	ICPES	mg/L	< 1.95E+02 ± mdl	< 1.83E+02 ± mdl	< 1.88E+02 ± mdl	< 1.95E+02	mdl
U	0.45 µ (AMP)	ICPES	mg/L	6.63E+01 ± 4.18E+00	6.63E+01 ± 3.94E+00	6.37E+01 ± 3.18E+00	6.54E+01	1.48E+00
U	0.1 µ (AMP)	ICPES	mg/L	5.44E+01 ± 2.72E+00	5.59E+01 ± 2.80E+00	NA ± NA	5.51E+01	1.10E+00
U	0.02 µ (AMP)	ICPES	mg/L	3.26E+01 ± 1.76E+00	4.04E+01 ± 2.02E+00	4.26E+01 ± 2.13E+00	3.85E+01	5.26E+00
V	unfiltered	ICPES	mg/L	< 1.23E+01 ± mdl	< 1.16E+01 ± mdl	< 1.19E+01 ± mdl	< 1.23E+01	mdl
V	0.45 µ (AMP)	ICPES	mg/L	3.92E+00 ± 7.39E-01	3.17E+00 ± 1.58E-01	3.55E+00 ± 2.89E-01	3.55E+00	3.75E-01
V	0.1 µ (AMP)	ICPES	mg/L	3.19E+00 ± 2.18E-01	3.41E+00 ± 5.19E-01	NA ± NA	3.30E+00	1.54E-01
V	0.02 µ (AMP)	ICPES	mg/L	3.05E+00 ± 2.92E-01	2.98E+00 ± 4.85E-01	3.35E+00 ± 2.69E-01	3.13E+00	1.96E-01
Zn	unfiltered	ICPES	mg/L	7.33E+00 ± 9.84E-01	8.31E+00 ± 4.16E-01	7.51E+00 ± 5.62E-01	7.72E+00	5.22E-01
Zn	0.45 µ (AMP)	ICPES	mg/L	7.45E+00 ± 3.72E-01	7.34E+00 ± 3.67E-01	7.50E+00 ± 3.75E-01	7.43E+00	7.85E-02
Zn	0.1 µ (AMP)	ICPES	mg/L	7.09E+00 ± 3.55E-01	7.09E+00 ± 3.55E-01	NA ± NA	7.09E+00	0.00E+00
Zn	0.02 µ (AMP)	ICPES	mg/L	6.59E+00 ± 3.29E-01	6.81E+00 ± 3.41E-01	6.76E+00 ± 3.38E-01	6.72E+00	1.18E-01
Zr	unfiltered	ICPES	mg/L	< 1.57E+01 ± mdl	< 1.47E+01 ± mdl	< 1.51E+01 ± mdl	< 1.57E+01	mdl
Zr	0.45 µ (AMP)	ICPES	mg/L	< 1.44E+00 ± mdl	< 1.44E+00 ± mdl	< 1.44E+00 ± mdl	< 1.44E+00	mdl
Zr	0.1 µ (AMP)	ICPES	mg/L	< 1.45E+00 ± mdl	< 1.45E+00 ± mdl	NA ± NA	< 1.45E+00	mdl
Zr	0.02 µ (AMP)	ICPES	mg/L	< 1.59E+00 ± mdl	< 1.59E+00 ± mdl	< 1.59E+00 ± mdl	< 1.59E+00	mdl

Note: NA = no sample analyzed, mdl = method detection (error on a less than value matches the less than value).

*Sample preparation identifies the level of filtration used on the sample. AMP signifies AMP treatment on the sample prior to analysis.

6.7.4 Tank 49H ICP-MS Characterization

Sample				Sample									Standard	
Analyte	Preparation	Method	Units	1			2			3			Average	Deviation
Zr	unfiltered	ICP-MS	mg/L	bdl	±	bdl	bdl	±	bdl	bdl	±	bdl	bdl	bdl
Zr	0.45 µ (AMP)	ICP-MS	mg/L	2.08E-01	±	5.21E-02	3.79E-01	±	9.48E-02	2.38E-01	±	5.96E-02	2.75E-01	9.13E-02
Zr	0.1 µ (AMP)	ICP-MS	mg/L	1.51E-01	±	3.79E-02	1.71E-01	±	4.28E-02	1.60E-01	±	4.00E-02	1.61E-01	9.90E-03
Zr	0.02 µ (AMP)	ICP-MS	mg/L	2.77E-01	±	6.92E-02	3.12E-01	±	7.79E-02	3.20E-01	±	8.00E-02	3.03E-01	2.29E-02
Tc-99	unfiltered	ICP-MS	mg/L	8.45E+00	±	2.11E+00	8.61E+00	±	2.15E+00	7.99E+00	±	2.00E+00	8.35E+00	3.22E-01
Tc-99	0.45 µ (AMP)	ICP-MS	mg/L	9.00E+00	±	2.25E+00	1.53E+01	±	3.83E+00	8.80E+00	±	2.20E+00	1.10E+01	3.70E+00
Tc-99	0.1 µ (AMP)	ICP-MS	mg/L	8.53E+00	±	2.13E+00	8.48E+00	±	2.12E+00	8.36E+00	±	2.09E+00	8.46E+00	8.74E-02
Tc-99	0.02 µ (AMP)	ICP-MS	mg/L	8.26E+00	±	2.07E+00	8.07E+00	±	2.02E+00	8.06E+00	±	2.02E+00	8.13E+00	1.13E-01
Tc-99	unfiltered	ICP-MS	pCi/mL	1.43E+05	±	3.58E+04	1.46E+05	±	3.65E+04	1.36E+05	±	3.39E+04	1.42E+05	5.42E+03
Tc-99	0.45 µ (AMP)	ICP-MS	pCi/mL	1.53E+05	±	3.82E+04	2.60E+05	±	6.51E+04	1.49E+05	±	3.73E+04	1.87E+05	6.31E+04
Tc-99	0.1 µ (AMP)	ICP-MS	pCi/mL	1.45E+05	±	3.62E+04	1.44E+05	±	3.60E+04	1.42E+05	±	3.55E+04	1.44E+05	1.51E+03
Tc-99	0.02 µ (AMP)	ICP-MS	pCi/mL	1.40E+05	±	3.50E+04	1.37E+05	±	3.42E+04	1.37E+05	±	3.42E+04	1.38E+05	1.92E+03
Mo	unfiltered	ICP-MS	mg/L	4.76E+01	±	1.19E+01	4.76E+01	±	1.19E+01	4.54E+01	±	1.13E+01	4.68E+01	1.26E+00
Mo	0.45 µ (AMP)	ICP-MS	mg/L	5.42E+01	±	1.36E+01	8.62E+01	±	2.15E+01	5.31E+01	±	1.33E+01	6.45E+01	1.88E+01
Mo	0.1 µ (AMP)	ICP-MS	mg/L	5.19E+01	±	1.30E+01	5.10E+01	±	1.27E+01	4.97E+01	±	1.24E+01	5.09E+01	1.11E+00
Mo	0.02 µ (AMP)	ICP-MS	mg/L	5.12E+01	±	1.28E+01	5.15E+01	±	1.29E+01	5.27E+01	±	1.32E+01	5.18E+01	7.97E-01
Ag	unfiltered	ICP-MS	mg/L	bdl	±	bdl	bdl	±	bdl	bdl	±	bdl	bdl	bdl
Ag	0.45 µ (AMP)	ICP-MS	mg/L	1.02E-02	±	2.54E-03	7.84E-03	±	1.96E-03	1.11E-02	±	2.78E-03	9.71E-03	1.69E-03
Ag	0.1 µ (AMP)	ICP-MS	mg/L	1.08E-02	±	2.70E-03	1.05E-02	±	2.61E-03	9.92E-03	±	2.48E-03	1.04E-02	4.49E-04
Ag	0.02 µ (AMP)	ICP-MS	mg/L	1.60E-02	±	4.01E-03	1.80E-02	±	4.50E-03	1.33E-02	±	3.33E-03	1.58E-02	2.34E-03
Pd	unfiltered	ICP-MS	mg/L	bdl	±	bdl	bdl	±	bdl	bdl	±	bdl	bdl	bdl
Pd	0.45 µ (AMP)	ICP-MS	mg/L	2.69E-02	±	6.71E-03	2.08E-02	±	5.19E-03	2.75E-02	±	6.88E-03	2.50E-02	3.73E-03
Pd	0.1 µ (AMP)	ICP-MS	mg/L	3.54E-02	±	8.84E-03	3.82E-02	±	9.54E-03	3.37E-02	±	8.43E-03	3.57E-02	2.25E-03
Pd	0.02 µ (AMP)	ICP-MS	mg/L	2.66E-02	±	6.65E-03	2.51E-02	±	6.28E-03	2.54E-02	±	6.35E-03	2.57E-02	7.94E-04
Rh	unfiltered	ICP-MS	mg/L	9.97E-01	±	2.49E-01	1.08E+00	±	2.69E-01	1.02E+00	±	2.54E-01	1.03E+00	4.04E-02
Rh	0.45 µ (AMP)	ICP-MS	mg/L	1.04E+00	±	2.59E-01	1.77E+00	±	4.43E-01	1.01E+00	±	2.54E-01	1.27E+00	4.31E-01
Rh	0.1 µ (AMP)	ICP-MS	mg/L	1.09E+00	±	2.71E-01	1.11E+00	±	2.77E-01	1.12E+00	±	2.80E-01	1.10E+00	1.65E-02
Rh	0.02 µ (AMP)	ICP-MS	mg/L	9.89E-01	±	2.47E-01	1.02E+00	±	2.54E-01	1.02E+00	±	2.55E-01	1.01E+00	1.69E-02
Ru	unfiltered	ICP-MS	mg/L	1.38E+00	±	3.45E-01	1.24E+00	±	3.11E-01	1.34E+00	±	3.35E-01	1.32E+00	6.98E-02
Ru	0.45 µ (AMP)	ICP-MS	mg/L	1.21E+00	±	3.02E-01	1.89E+00	±	4.74E-01	1.22E+00	±	3.04E-01	1.44E+00	3.94E-01
Ru	0.1 µ (AMP)	ICP-MS	mg/L	1.34E+00	±	3.36E-01	1.34E+00	±	3.35E-01	1.38E+00	±	3.45E-01	1.35E+00	2.21E-02
Ru	0.02 µ (AMP)	ICP-MS	mg/L	1.19E+00	±	2.98E-01	1.22E+00	±	3.06E-01	1.22E+00	±	3.05E-01	1.21E+00	1.80E-02
Cd	unfiltered	ICP-MS	mg/L	bdl	±	bdl	bdl	±	bdl	bdl	±	bdl	bdl	bdl
Cd	0.45 µ (AMP)	ICP-MS	mg/L	1.35E-01	±	3.37E-02	2.72E-01	±	6.81E-02	1.18E-01	±	2.95E-02	1.75E-01	8.46E-02
Cd	0.1 µ (AMP)	ICP-MS	mg/L	1.50E-01	±	3.75E-02	1.75E-01	±	4.37E-02	1.66E-01	±	4.16E-02	1.64E-01	1.26E-02
Cd	0.02 µ (AMP)	ICP-MS	mg/L	1.58E-01	±	3.94E-02	1.72E-01	±	4.29E-02	1.68E-01	±	4.20E-02	1.66E-01	7.26E-03
Sn	unfiltered	ICP-MS	mg/L	1.38E+00	±	3.45E-01	1.58E+00	±	3.94E-01	1.29E+00	±	3.22E-01	1.42E+00	1.47E-01
Sn	0.45 µ (AMP)	ICP-MS	mg/L	1.35E+00	±	3.36E-01	2.19E+00	±	5.48E-01	1.33E+00	±	3.31E-01	1.62E+00	4.95E-01
Sn	0.1 µ (AMP)	ICP-MS	mg/L	1.07E+00	±	2.69E-01	1.07E+00	±	2.66E-01	1.04E+00	±	2.60E-01	1.06E+00	1.73E-02
Sn	0.02 µ (AMP)	ICP-MS	mg/L	1.17E+00	±	2.92E-01	1.24E+00	±	3.10E-01	1.19E+00	±	2.98E-01	1.20E+00	3.77E-02
La	unfiltered	ICP-MS	mg/L	bdl	±	bdl	bdl	±	bdl	bdl	±	bdl	bdl	bdl
La	0.45 µ (AMP)	ICP-MS	mg/L	bdl	±	bdl	2.02E-03	±	5.05E-04	1.44E-03	±	3.60E-04	1.73E-03	4.10E-04
La	0.1 µ (AMP)	ICP-MS	mg/L	bdl	±	bdl	bdl	±	bdl	bdl	±	bdl	bdl	bdl
La	0.02 µ (AMP)	ICP-MS	mg/L	bdl	±	bdl	bdl	±	bdl	bdl	±	bdl	bdl	bdl
Ce	unfiltered	ICP-MS	mg/L	4.11E-02	±	1.03E-02	4.07E-02	±	1.02E-02	bdl	±	bdl	4.09E-02	2.53E-04
Ce	0.45 µ (AMP)	ICP-MS	mg/L	bdl	±	bdl	bdl	±	bdl	bdl	±	bdl	bdl	bdl
Ce	0.1 µ (AMP)	ICP-MS	mg/L	bdl	±	bdl	bdl	±	bdl	bdl	±	bdl	bdl	bdl
Ce	0.02 µ (AMP)	ICP-MS	mg/L	bdl	±	bdl	bdl	±	bdl	bdl	±	bdl	bdl	bdl
W	unfiltered	ICP-MS	mg/L	2.33E-01	±	5.83E-02	2.77E-01	±	6.93E-02	2.08E-01	±	5.21E-02	2.40E-01	3.48E-02
W	0.45 µ (AMP)	ICP-MS	mg/L	4.97E-01	±	1.24E-01	6.07E-01	±	1.52E-01	4.87E-01	±	1.22E-01	5.30E-01	6.65E-02
W	0.1 µ (AMP)	ICP-MS	mg/L	1.92E-01	±	4.79E-02	1.90E-01	±	4.74E-02	1.96E-01	±	4.90E-02	1.92E-01	3.23E-03
W	0.02 µ (AMP)	ICP-MS	mg/L	4.99E-01	±	1.25E-01	4.66E-01	±	1.16E-01	4.88E-01	±	1.22E-01	4.84E-01	1.68E-02

Note: NA = no sample analyzed, bdl = below detection limit,

*Sample preparation identifies the level of filtration used on the sample. AMP signifies AMP treatment on the sample prior to analysis.

Sample				Sample									Standard	
Analyte	Preparation	Method	Units	1			2			3			Average	Deviation
Re	unfiltered	ICP-MS	mg/L	bdl	±	bdl	bdl	±	bdl	bdl	±	bdl	bdl	bdl
Re	0.45 µ (AMP)	ICP-MS	mg/L	6.92E-03	±	1.73E-03	9.93E-03	±	2.48E-03	6.93E-03	±	1.73E-03	7.93E-03	1.73E-03
Re	0.1 µ (AMP)	ICP-MS	mg/L	bdl	±	bdl	3.54E-03	±	8.85E-04	3.74E-03	±	9.35E-04	3.64E-03	1.43E-04
Re	0.02 µ (AMP)	ICP-MS	mg/L	1.29E-02	±	3.23E-03	1.00E-02	±	2.50E-03	1.10E-02	±	2.76E-03	1.13E-02	1.47E-03
Os	unfiltered	ICP-MS	mg/L	bdl	±	bdl	bdl	±	bdl	bdl	±	bdl	bdl	bdl
Os	0.45 µ (AMP)	ICP-MS	mg/L	bdl	±	bdl	bdl	±	bdl	bdl	±	bdl	bdl	bdl
Os	0.1 µ (AMP)	ICP-MS	mg/L	bdl	±	bdl	bdl	±	bdl	bdl	±	bdl	bdl	bdl
Os	0.02 µ (AMP)	ICP-MS	mg/L	bdl	±	bdl	bdl	±	bdl	bdl	±	bdl	bdl	bdl
Ir	unfiltered	ICP-MS	mg/L	5.69E-03	±	1.42E-03	bdl	±	bdl	bdl	±	bdl	5.69E-03	1.42E-03
Ir	0.45 µ (AMP)	ICP-MS	mg/L	bdl	±	bdl	2.55E-03	±	6.38E-04	bdl	±	bdl	2.55E-03	6.38E-04
Ir	0.1 µ (AMP)	ICP-MS	mg/L	1.16E-03	±	2.91E-04	bdl	±	bdl	1.02E-03	±	2.55E-04	1.09E-03	1.02E-04
Ir	0.02 µ (AMP)	ICP-MS	mg/L	2.61E-03	±	6.52E-04	3.07E-03	±	7.68E-04	2.00E-03	±	4.99E-04	2.56E-03	5.40E-04
Pt	unfiltered	ICP-MS	mg/L	1.62E-02	±	4.04E-03	bdl	±	bdl	9.46E-03	±	2.36E-03	1.28E-02	4.74E-03
Pt	0.45 µ (AMP)	ICP-MS	mg/L	6.19E-03	±	1.55E-03	1.15E-02	±	2.89E-03	6.75E-03	±	1.69E-03	8.16E-03	2.95E-03
Pt	0.1 µ (AMP)	ICP-MS	mg/L	bdl	±	bdl	bdl	±	bdl	bdl	±	bdl	bdl	bdl
Pt	0.02 µ (AMP)	ICP-MS	mg/L	1.04E-02	±	2.60E-03	9.53E-03	±	2.38E-03	8.79E-03	±	2.20E-03	9.57E-03	7.97E-04
Au	unfiltered	ICP-MS	mg/L	bdl	±	bdl	bdl	±	bdl	bdl	±	bdl	bdl	bdl
Au	0.45 µ (AMP)	ICP-MS	mg/L	bdl	±	bdl	bdl	±	bdl	bdl	±	bdl	bdl	bdl
Au	0.1 µ (AMP)	ICP-MS	mg/L	bdl	±	bdl	bdl	±	bdl	bdl	±	bdl	bdl	bdl
Au	0.02 µ (AMP)	ICP-MS	mg/L	bdl	±	bdl	bdl	±	bdl	bdl	±	bdl	bdl	bdl
Hg	unfiltered	ICP-MS	mg/L	bdl	±	bdl	bdl	±	bdl	bdl	±	bdl	bdl	bdl
Hg	0.45 µ (AMP)	ICP-MS	mg/L	1.59E-02	±	3.98E-03	7.48E-03	±	1.87E-03	7.06E-03	±	1.76E-03	1.02E-02	5.01E-03
Hg	0.1 µ (AMP)	ICP-MS	mg/L	bdl	±	bdl	bdl	±	bdl	bdl	±	bdl	bdl	bdl
Hg	0.02 µ (AMP)	ICP-MS	mg/L	6.97E-02	±	1.74E-02	3.34E-02	±	8.34E-03	4.69E-03	±	1.17E-03	3.59E-02	3.26E-02
Pb	unfiltered	ICP-MS	mg/L	bdl	±	bdl	bdl	±	bdl	bdl	±	bdl	bdl	bdl
Pb	0.45 µ (AMP)	ICP-MS	mg/L	2.35E+00	±	5.87E-01	2.09E+00	±	5.23E-01	2.22E+00	±	5.56E-01	2.22E+00	1.27E-01
Pb	0.1 µ (AMP)	ICP-MS	mg/L	9.35E-01	±	2.34E-01	8.94E-01	±	2.23E-01	8.91E-01	±	2.23E-01	9.07E-01	2.48E-02
Pb	0.02 µ (AMP)	ICP-MS	mg/L	2.05E+00	±	5.11E-01	2.03E+00	±	5.07E-01	2.00E+00	±	5.00E-01	2.02E+00	2.28E-02
U-233	unfiltered	ICP-MS	mg/L	bdl	±	bdl	bdl	±	bdl	bdl	±	bdl	bdl	bdl
U-233	0.45 µ (AMP)	ICP-MS	mg/L	3.73E-03	±	9.31E-04	3.35E-03	±	8.38E-04	4.95E-03	±	1.24E-03	4.01E-03	8.34E-04
U-233	0.1 µ (AMP)	ICP-MS	mg/L	bdl	±	bdl	bdl	±	bdl	5.96E-03	±	1.49E-03	5.96E-03	1.49E-03
U-233	0.02 µ (AMP)	ICP-MS	mg/L	bdl	±	bdl	6.44E-03	±	1.61E-03	6.39E-03	±	1.60E-03	6.41E-03	4.16E-05
U-234	unfiltered	ICP-MS	mg/L	bdl	±	bdl	bdl	±	bdl	bdl	±	bdl	bdl	bdl
U-234	0.45 µ (AMP)	ICP-MS	mg/L	2.92E-02	±	7.30E-03	2.50E-02	±	6.24E-03	3.12E-02	±	7.81E-03	2.85E-02	3.20E-03
U-234	0.1 µ (AMP)	ICP-MS	mg/L	3.84E-02	±	9.59E-03	2.91E-02	±	7.28E-03	3.19E-02	±	7.98E-03	3.31E-02	4.75E-03
U-234	0.02 µ (AMP)	ICP-MS	mg/L	2.00E-02	±	5.01E-03	1.98E-02	±	4.95E-03	2.17E-02	±	5.43E-03	2.05E-02	1.04E-03
U-235	unfiltered	ICP-MS	mg/L	1.06E-01	±	2.64E-02	1.23E-01	±	3.09E-02	9.32E-02	±	2.33E-02	1.07E-01	1.52E-02
U-235	0.45 µ (AMP)	ICP-MS	mg/L	9.08E-02	±	2.27E-02	8.75E-02	±	2.19E-02	9.23E-02	±	2.31E-02	9.02E-02	2.46E-03
U-235	0.1 µ (AMP)	ICP-MS	mg/L	9.15E-02	±	2.29E-02	9.15E-02	±	2.29E-02	8.75E-02	±	2.19E-02	9.01E-02	2.31E-03
U-235	0.02 µ (AMP)	ICP-MS	mg/L	5.21E-02	±	1.30E-02	4.91E-02	±	1.23E-02	5.52E-02	±	1.38E-02	5.22E-02	3.04E-03
U-236	unfiltered	ICP-MS	mg/L	bdl	±	bdl	bdl	±	bdl	bdl	±	bdl	bdl	bdl
U-236	0.45 µ (AMP)	ICP-MS	mg/L	4.67E-02	±	1.17E-02	4.41E-02	±	1.10E-02	4.50E-02	±	1.12E-02	4.53E-02	1.32E-03
U-236	0.1 µ (AMP)	ICP-MS	mg/L	4.70E-02	±	1.17E-02	4.27E-02	±	1.07E-02	4.57E-02	±	1.14E-02	4.51E-02	2.17E-03
U-236	0.02 µ (AMP)	ICP-MS	mg/L	3.09E-02	±	7.73E-03	3.01E-02	±	7.51E-03	3.23E-02	±	8.09E-03	3.11E-02	1.15E-03
U-238	unfiltered	ICP-MS	mg/L	1.04E+00	±	2.60E-01	8.16E-01	±	2.04E-01	8.11E-01	±	2.03E-01	8.89E-01	1.30E-01
U-238	0.45 µ (AMP)	ICP-MS	mg/L	7.41E-01	±	1.85E-01	1.56E+00	±	3.91E-01	7.47E-01	±	1.87E-01	1.02E+00	4.74E-01
U-238	0.1 µ (AMP)	ICP-MS	mg/L	8.44E-01	±	2.11E-01	8.10E-01	±	2.02E-01	7.70E-01	±	1.92E-01	8.08E-01	3.69E-02
U-238	0.02 µ (AMP)	ICP-MS	mg/L	7.42E-01	±	1.85E-01	7.69E-01	±	1.92E-01	7.71E-01	±	1.93E-01	7.60E-01	1.63E-02
Total U	unfiltered	ICP-MS	mg/L	1.14E+00	±	2.86E-01	9.39E-01	±	2.35E-01	9.04E-01	±	2.26E-01	9.96E-01	1.29E-01
Total U	0.45 µ (AMP)	ICP-MS	mg/L	9.11E-01	±	2.28E-01	1.72E+00	±	4.31E-01	9.21E-01	±	2.30E-01	1.19E+00	4.67E-01
Total U	0.1 µ (AMP)	ICP-MS	mg/L	1.02E+00	±	2.55E-01	9.73E-01	±	2.43E-01	9.41E-01	±	2.35E-01	9.78E-01	4.00E-02
Total U	0.02 µ (AMP)	ICP-MS	mg/L	8.45E-01	±	2.11E-01	8.74E-01	±	2.19E-01	8.87E-01	±	2.22E-01	8.68E-01	2.15E-02

Note: NA = no sample analyzed, bdl = below detection limit,

*Sample preparation identifies the level of filtration used on the sample. AMP signifies AMP treatment on the sample prior to analysis.

Sample				Sample						Standard	
Analyte	Preparation	Method	Units	1		2		3		Average	Deviation
% U233	unfiltered	ICP-MS	%	0.00E+00	± 0.00E+00	0.00E+00	± 0.00E+00	0.00E+00	± 0.00E+00	0.00E+00	0.00E+00
% U234	unfiltered	ICP-MS	%	0.00E+00	± 0.00E+00	0.00E+00	± 0.00E+00	0.00E+00	± 0.00E+00	0.00E+00	0.00E+00
% U235	unfiltered	ICP-MS	%	9.23E+00	± 2.31E+00	1.31E+01	± 3.28E+00	1.03E+01	± 2.58E+00	1.09E+01	2.02E+00
% U236	unfiltered	ICP-MS	%	0.00E+00	± 0.00E+00	0.00E+00	± 0.00E+00	0.00E+00	± 0.00E+00	0.00E+00	0.00E+00
% U238	unfiltered	ICP-MS	%	9.08E+01	± 2.27E+01	8.69E+01	± 2.17E+01	8.97E+01	± 2.24E+01	8.91E+01	2.02E+00
% U233	0.45 µ (AMP)	ICP-MS	%	4.09E-01	± 1.02E-01	1.94E-01	± 4.86E-02	5.37E-01	± 1.34E-01	3.80E-01	1.73E-01
% U234	0.45 µ (AMP)	ICP-MS	%	3.20E+00	± 8.01E-01	1.45E+00	± 3.62E-01	3.39E+00	± 8.48E-01	2.68E+00	1.07E+00
% U235	0.45 µ (AMP)	ICP-MS	%	9.97E+00	± 2.49E+00	5.08E+00	± 1.27E+00	1.00E+01	± 2.51E+00	8.36E+00	2.84E+00
% U236	0.45 µ (AMP)	ICP-MS	%	5.13E+00	± 1.28E+00	2.56E+00	± 6.40E-01	4.88E+00	± 1.22E+00	4.19E+00	1.42E+00
% U238	0.45 µ (AMP)	ICP-MS	%	8.13E+01	± 2.03E+01	9.07E+01	± 2.27E+01	8.12E+01	± 2.03E+01	8.44E+01	5.48E+00
% U233	0.1 µ (AMP)	ICP-MS	%	0.00E+00	± 0.00E+00	0.00E+00	± 0.00E+00	6.33E-01	± 1.58E-01	2.11E-01	3.66E-01
% U234	0.1 µ (AMP)	ICP-MS	%	3.76E+00	± 9.40E-01	2.99E+00	± 7.48E-01	3.39E+00	± 8.48E-01	3.38E+00	3.84E-01
% U235	0.1 µ (AMP)	ICP-MS	%	8.96E+00	± 2.24E+00	9.40E+00	± 2.35E+00	9.30E+00	± 2.32E+00	9.22E+00	2.28E-01
% U236	0.1 µ (AMP)	ICP-MS	%	4.60E+00	± 1.15E+00	4.39E+00	± 1.10E+00	4.86E+00	± 1.21E+00	4.62E+00	2.33E-01
% U238	0.1 µ (AMP)	ICP-MS	%	8.27E+01	± 2.07E+01	8.32E+01	± 2.08E+01	8.18E+01	± 2.05E+01	8.26E+01	7.03E-01
% U233	0.02 µ (AMP)	ICP-MS	%	0.00E+00	± 0.00E+00	7.37E-01	± 1.84E-01	7.20E-01	± 1.80E-01	4.86E-01	4.21E-01
% U234	0.02 µ (AMP)	ICP-MS	%	2.37E+00	± 5.93E-01	2.26E+00	± 5.66E-01	2.45E+00	± 6.12E-01	2.36E+00	9.22E-02
% U235	0.02 µ (AMP)	ICP-MS	%	6.17E+00	± 1.54E+00	5.62E+00	± 1.41E+00	6.23E+00	± 1.56E+00	6.01E+00	3.35E-01
% U236	0.02 µ (AMP)	ICP-MS	%	3.66E+00	± 9.15E-01	3.44E+00	± 8.60E-01	3.65E+00	± 9.12E-01	3.58E+00	1.25E-01
% U238	0.02 µ (AMP)	ICP-MS	%	8.78E+01	± 2.19E+01	8.79E+01	± 2.20E+01	8.70E+01	± 2.17E+01	8.76E+01	5.31E-01
U-235	unfiltered	ICP-MS	pCi/mL	2.30E-01	± 5.74E-02	2.68E-01	± 6.71E-02	2.03E-01	± 5.07E-02	2.34E-01	3.30E-02
U-235	0.45 µ (AMP)	ICP-MS	pCi/mL	1.98E-01	± 4.94E-02	1.90E-01	± 4.76E-02	2.01E-01	± 5.02E-02	1.96E-01	5.35E-03
U-235	0.1 µ (AMP)	ICP-MS	pCi/mL	1.99E-01	± 4.97E-02	1.99E-01	± 4.97E-02	1.90E-01	± 4.76E-02	1.96E-01	5.01E-03
U-235	0.02 µ (AMP)	ICP-MS	pCi/mL	1.13E-01	± 2.84E-02	1.07E-01	± 2.67E-02	1.20E-01	± 3.00E-02	1.13E-01	6.61E-03
U-238	unfiltered	ICP-MS	pCi/mL	3.46E-01	± 8.64E-02	2.72E-01	± 6.79E-02	2.70E-01	± 6.75E-02	2.96E-01	4.32E-02
U-238	0.45 µ (AMP)	ICP-MS	pCi/mL	2.47E-01	± 6.17E-02	5.21E-01	± 1.30E-01	2.49E-01	± 6.22E-02	3.39E-01	1.58E-01
U-238	0.1 µ (AMP)	ICP-MS	pCi/mL	2.81E-01	± 7.02E-02	2.70E-01	± 6.74E-02	2.56E-01	± 6.41E-02	2.69E-01	1.23E-02
U-238	0.02 µ (AMP)	ICP-MS	pCi/mL	2.47E-01	± 6.17E-02	2.56E-01	± 6.40E-02	2.57E-01	± 6.42E-02	2.53E-01	5.43E-03
Np-237	unfiltered	ICP-MS	mg/L	2.21E-01	± 5.54E-02	2.30E-01	± 5.76E-02	2.21E-01	± 5.53E-02	2.24E-01	5.21E-03
Np-237	0.45 µ (AMP)	ICP-MS	mg/L	1.77E-01	± 4.42E-02	9.98E-02	± 2.49E-02	1.75E-01	± 4.37E-02	1.50E-01	4.39E-02
Np-237	0.1 µ (AMP)	ICP-MS	mg/L	1.95E-01	± 4.89E-02	1.78E-01	± 4.46E-02	1.74E-01	± 4.34E-02	1.82E-01	1.15E-02
Np-237	0.02 µ (AMP)	ICP-MS	mg/L	1.93E-01	± 4.83E-02	1.96E-01	± 4.91E-02	1.86E-01	± 4.66E-02	1.92E-01	5.13E-03
Np-237	unfiltered	ICP-MS	pCi/mL	1.56E+02	± 3.90E+01	1.62E+02	± 4.06E+01	1.56E+02	± 3.90E+01	1.58E+02	3.67E+00
Np-237	0.45 µ (AMP)	ICP-MS	pCi/mL	1.25E+02	± 3.12E+01	7.04E+01	± 1.76E+01	1.23E+02	± 3.08E+01	1.06E+02	3.10E+01
Np-237	0.1 µ (AMP)	ICP-MS	pCi/mL	1.38E+02	± 3.44E+01	1.26E+02	± 3.14E+01	1.22E+02	± 3.06E+01	1.29E+02	8.13E+00
Np-237	0.02 µ (AMP)	ICP-MS	pCi/mL	1.36E+02	± 3.41E+01	1.38E+02	± 3.46E+01	1.31E+02	± 3.28E+01	1.35E+02	3.62E+00
Pu-239	unfiltered	ICP-MS	mg/L	bdl	± bdl	bdl	± bdl	bdl	± bdl	bdl	bdl
Pu-239	0.45 µ (AMP)	ICP-MS	mg/L	3.59E-03	± 8.97E-04	7.12E-03	± 1.78E-03	6.04E-03	± 1.51E-03	5.58E-03	1.81E-03
Pu-239	0.1 µ (AMP)	ICP-MS	mg/L	bdl	± bdl	6.23E-03	± 1.56E-03	bdl	± bdl	6.23E-03	1.56E-03
Pu-239	0.02 µ (AMP)	ICP-MS	mg/L	bdl	± bdl	8.28E-03	± 2.07E-03	bdl	± bdl	8.28E-03	2.07E-03
Pu-239	unfiltered	ICP-MS	pCi/mL	bdl	± bdl	bdl	± bdl	bdl	± bdl	bdl	bdl
Pu-239	0.45 µ (AMP)	ICP-MS	pCi/mL	2.20E+02	± 5.51E+01	4.37E+02	± 1.09E+02	3.71E+02	± 9.26E+01	3.43E+02	1.11E+02
Pu-239	0.1 µ (AMP)	ICP-MS	pCi/mL	bdl	± bdl	3.83E+02	± 9.57E+01	bdl	± bdl	3.83E+02	9.57E+01
Pu-239	0.02 µ (AMP)	ICP-MS	pCi/mL	bdl	± bdl	5.08E+02	± 1.27E+02	bdl	± bdl	5.08E+02	1.27E+02
Pu-240	unfiltered	ICP-MS	mg/L	bdl	± bdl	bdl	± bdl	bdl	± bdl	bdl	bdl
Pu-240	0.45 µ (AMP)	ICP-MS	mg/L	bdl	± bdl	bdl	± bdl	bdl	± bdl	bdl	bdl
Pu-240	0.1 µ (AMP)	ICP-MS	mg/L	bdl	± bdl	bdl	± bdl	bdl	± bdl	bdl	bdl
Pu-240	0.02 µ (AMP)	ICP-MS	mg/L	bdl	± bdl	bdl	± bdl	bdl	± bdl	bdl	bdl
Pu-240	unfiltered	ICP-MS	pCi/mL	bdl	± bdl	bdl	± bdl	bdl	± bdl	bdl	bdl
Pu-240	0.45 µ (AMP)	ICP-MS	pCi/mL	bdl	± bdl	bdl	± bdl	bdl	± bdl	bdl	bdl
Pu-240	0.1 µ (AMP)	ICP-MS	pCi/mL	bdl	± bdl	bdl	± bdl	bdl	± bdl	bdl	bdl
Pu-240	0.02 µ (AMP)	ICP-MS	pCi/mL	bdl	± bdl	bdl	± bdl	bdl	± bdl	bdl	bdl

Note: NA = no sample analyzed, bdl = below detection limit,

*Sample preparation identifies the level of filtration used on the sample. AMP signifies AMP treatment on the sample prior to analysis.

7.0 REFERENCES

-
- ¹ M. J. Barnes, D. T. Hobbs, T. B. Peters, M. E. Stallings and S. D. Fink, "Task Technical and Quality Assurance Plan for Waste Characterization Support," WSRC-TR-2003-00403, May 22, 2003.
- ² H.H. Elder, "Selection of Tanks to be Sampled in Support of SWPF Feed Characterization," CBU-SPT-2003-0034, Revision 0, February 26, 2003.
- ³ F. A. Washburn, "SRS Soluble HLW Characterization," HLW-SDT-2001-00310, Revision 1, December 28, 2001.
- ⁴ Barnes, M. J., Diprete, D. P., Hobbs, D. T., Peters, T. B., Stallings, M. E., and Fink, S. D., "Effects of Ammonium Molybdophosphate (AMP) on Strontium, Actinides, and RCRA Metals in SRS Simulated Waste," WSRC-TR-2003-00572, Savannah River Site, Aiken, SC 29808 (January 27, 2004).
- ⁵ Hobbs, D.T. and Edwards, T. B., "Solubility of Plutonium in Alkaline Salt Solutions," WSRC-TR-93-131, Savannah River Site, Aiken, SC 29808 (February 26, 1993).
- ⁶ Hobbs, D.T., and Edwards, T. B., "Solubility of Uranium in Alkaline Salt Solutions," WSRC-TR-93-454, Savannah River Site, Aiken, SC 29808 (March 29, 1994).