

**OFFICE OF CIVILIAN RADIOACTIVE WASTE MANAGEMENT**  
**CALCULATION COVER SHEET**

1. QA: QA  
 Page: 1 Of: 32

**2. Calculation Title**

Supporting Rock Fall Calculation for Drift Degradation: Quantification of Uncertainties

**3. Document Identifier (including Revision Number)**


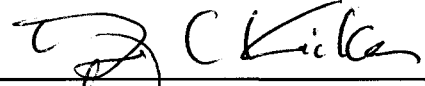


CAL-EBS-MD-000022 REV 00

**4. Total Attachments**

One

**5. Attachment Numbers – Number of pages in each**

I-13 (plus 1 CD-ROM)

|               | Print Name       | Signature  | Date     |
|---------------|------------------|--|----------|
| 6. Originator | Ming Lin         |  | 11/20/01 |
|               | Dwayne C. Kicker |  | 11/20/01 |
| 7. Checker    | Holly H. Miller  |  | 11/20/01 |
| 8. Lead       | Robert MacKinnon |  | 11/21/01 |

**9. Remarks**

The results provided in this document supersede the information in Input Transmittal 00453.T, *Rockfall Sensitivity Calculations*. While this calculation provides some additional information that was not in Input Transmittal 00453.T, the information contained in the Input Transmittal has not changed.

**Revision History**

| 10. Revision No. | 11. Description of Revision |
|------------------|-----------------------------|
| 00               | Initial issue.              |

## CONTENTS

|  | Page |
|--|------|
| 1. PURPOSE.....  | 6    |
| 2. METHOD .....  | 7    |
| 3. ASSUMPTIONS.....  | 8    |
| 4. USE OF COMPUTER SOFTWARE AND MODELS .....                           | 9    |
| 4.1 QUALIFIED COMPUTER SOFTWARE.....                                   | 9    |
| 4.2 OTHER SOFTWARE.....  | 9    |
| 4.3 MODELS .....   | 9    |
| 5. CALCULATION .....   | 10   |
| 5.1 DATA AND PARAMETERS .....  | 10   |
| 5.2 DRKBA ROCK FALL MODEL .....  | 13   |
| 5.2.1 DRKBA Approach.....  | 13   |
| 5.2.2 Statistical Representation of Joint Data .....                   | 14   |
| 5.2.3 Excavation Modeling .....  | 14   |
| 5.3 PARAMETERS AFFECTING UNCERTAINTY.....                              | 14   |
| 5.3.1 Fracture Size .....  | 15   |
| 5.3.2 Number of Monte Carlo Simulations.....                           | 15   |
| 5.3.3 Terzaghi Correction for Spacing of Subhorizontal Fractures ..... | 16   |
| 6. RESULTS .....   | 20   |
| 6.1 FRACTURE SIZE RESULTS .....  | 20   |
| 6.2 MONTE CARLO RESULTS .....  | 20   |
| 6.3 TERZAGHI CORRECTION RESULTS.....                                   | 20   |
| 7. REFERENCES .....  | 31   |
| 7.1 DOCUMENTS CITED .....  | 31   |
| 7.2 SOURCE DATA, LISTED BY DATA TRACKING NUMBER .....                  | 31   |
| 7.3 PROCEDURES .....   | 31   |
| 7.4 OUTPUT DATA, LISTED BY DATA TRACKING NUMBER .....                  | 31   |
| 8. ATTACHMENTS.....  | 32   |

## FIGURES

|   | <b>Page</b> |
|---|-------------|
| Figure 1. Histogram and Cumulative Frequency Distribution of Fracture Spacing Data for the Tptpmn Unit Subhorizontal Joint Set, Original True Spacing ..... | 17          |
| Figure 2. Histogram and Cumulative Frequency Distribution of Fracture Spacing Data for the Tptpmn Unit Subhorizontal Joint Set, Modified True Spacing.....  | 17          |
| Figure 3. Histogram and Cumulative Frequency Distribution of Fracture Spacing Data for the Tptpll Unit Subhorizontal Joint Set, Original True Spacing ..... | 18          |
| Figure 4. Histogram and Cumulative Frequency Distribution of Fracture Spacing Data for the Tptpll Unit Subhorizontal Joint Set, Modified True Spacing ..... | 18          |
| Figure 5. Cumulative Key-Block Size Distribution for Various Sizes of Joint Planes in the Tptpmn Unit, 75°-Azimuth.....                                     | 21          |
| Figure 6. Cumulative Key-Block Size Distribution for Various Sizes of Joint Planes in the Tptpll Unit, 75°-Azimuth.....                                     | 21          |
| Figure 7. Block Size Distributions for Various Monte Carlo Simulations in the Tptpul Unit...  | 23          |
| Figure 8. Predicted Number of Key Blocks for Various Monte Carlo Simulations in the Tptpul Unit.....  | 23          |
| Figure 9. Predicted Maximum Block Size for Various Monte Carlo Simulations in the Tptpul Unit.....  | 24          |
| Figure 10. Block Size Distributions for Various Monte Carlo Simulations in the Tptpmn Unit .....  | 24          |
| Figure 11. Predicted Number of Key Blocks for Various Monte Carlo Simulations in the Tptpmn Unit.....   | 25          |
| Figure 12. Predicted Maximum Block Size for Various Monte Carlo Simulations in the Tptpmn Unit.....   | 25          |
| Figure 13. Block Size Distributions for Various Monte Carlo Simulations in the Tptpll Unit ...  | 26          |
| Figure 14. Predicted Number of Key Blocks for Various Monte Carlo Simulations in the Tptpll Unit.....   | 26          |
| Figure 15. Predicted Maximum Block Size for Various Monte Carlo Simulations in the Tptpll Unit.....   | 27          |

## FIGURES (Continued)

|  | <b>Page</b> |
|--|-------------|
| Figure 16. Block Size Distributions for Various Monte Carlo Simulations in the Tptpln Unit...  | 27          |
| Figure 17. Predicted Number of Key Blocks for Various Monte Carlo Simulations in the<br>Tptpln .....   | 28          |
| Figure 18. Predicted Maximum Block Size for Various Monte Carlo Simulations in the<br>Tptpln Unit.....   | 28          |
| Figure 19. Cumulative Key-Block Size Distribution for Original and Modified Terzaghi<br>Corrections of the Subhorizontal Joint Set in the Tptpmn Unit, 75°-Azimuth.....  | 29          |
| Figure 20. Cumulative Key-Block Size Distribution for Original and Modified Terzaghi<br>Corrections of the Subhorizontal Joint Set in the Tptpll Unit, 75°-Azimuth ..... | 29          |

## TABLES

|  | <b>Page</b> |
|--|-------------|
| Table 1. Joint Set Orientation Data and Concentration Factors.....   | 10          |
| Table 2. Beta Distribution Parameters for Tptpul Unit.....   | 11          |
| Table 3. Beta Distribution Parameters for Tptpmn Unit.....   | 11          |
| Table 4. Beta Distribution Parameters for Tptpll Unit.....   | 12          |
| Table 5. Beta Distribution Parameters for Tptpln Unit .....  | 12          |
| Table 6. Inputs for Joint Strength Parameters.....   | 12          |
| Table 7. Beta Distribution Parameters for True Spacing of the Subhorizontal Joint Set .....  | 19          |
| Table 8. Block Volume (in cubic meters) Corresponding to Various Levels of Predicted Cumulative Frequency of Occurrence, Emplacement Drift in Tptpmn Unit, Static Condition .....  | 22          |
| Table 9. Block Volume (in cubic meters) Corresponding to Various Levels of Predicted Cumulative Frequency of Occurrence, Emplacement Drift in Tptpll Unit, Static Condition .....  | 22          |
| Table 10. Predicted Number of Key Blocks per Unit Length (km) along Emplacement Drift, Static Condition .....  | 22          |
| Table 11. Block Volume (in cubic meters) Corresponding to Various Levels of Predicted Cumulative Frequency of Occurrence, Emplacement Drift in Tptpmn and Tptpll Units, Static Condition with Modified Terzaghi Correction ..... | 30          |
| Table 12. Predicted Number of Key Blocks per Unit Length (km) along Emplacement Drift, Static Condition with Modified Terzaghi Correction .....  | 30          |

## 1. PURPOSE

The purpose of this calculation is to quantify previously unquantified uncertainties associated with the *Drift Degradation Analysis* (BSC 2001b). The results from this calculation will support the development of a technical report to document supplemental science and performance analyses.

This calculation has been developed according to the guidance provided by the *Technical Work Plan for EBS Department Modeling FY 01 Work Activities* (BSC 2001a). The specific objective of this calculation is to perform sensitivity studies to assess the impact of the following parameters on rock fall results:

- parameter M, a multiplier of fracture trace lengths sampled from field data
- Terzaghi correction factor for subhorizontal fractures
- number of Monte Carlo simulations.

The scope of this calculation includes using the fracture data inputs from the *Drift Degradation Analysis* (BSC 2001b) as input to the Discrete Region Key Block Analysis (DRKBA) numerical code. Outputs from this program includes the expected quantities and size distributions of failed rock blocks. This calculation is applicable to unsupported drifts without backfill.

This calculation is associated with the engineering and performance analysis activities of the Engineered Barrier System Department, and was developed in accordance with AP-3.12Q, *Calculations*.

## **2. METHOD**

This activity involves using the software program DRKBA to perform calculations to determine the expected quantities and size distributions of failed rock blocks. Further details of the calculation methods are provided in Section 5. Electronic data used in the preparation of this calculation were obtained from the Technical Data Management System as appropriate. Electronic data were controlled and managed per the technical work plan (BSC 2001a). To ensure accuracy and completeness of the information generated by this report, access to the information on the personal computer used to develop this report is controlled with password protection. The personal computer files are stored on the network 'O' drive, which is backed up daily per project standards. Upon completion of this work, all files are transferred to a compact disk-read-only memory (CD-ROM), appropriately labeled, and verified by examining the file listing. Visual checks are conducted on print-outs. The CD-ROM is transmitted to Document Control for transfer to the Record Processing Center. During the process of checking the document, accuracy and completeness of the data retrieved and reported in this document is verified against the information placed in the Records Processing Center and project information databases as applicable.

### 3. ASSUMPTIONS

The following assumptions have been used in this calculation. No assumptions listed below need confirmation.

- 3.1 The positioning parameter required as joint parameter input is assumed to be the offset measured from the center of the trace length to the scan line of the detailed line survey. The basis of this assumption is that this is the best available way to represent the positioning parameter since the determination of the true positioning parameter requires the three dimensional information of the joint plane that is not available. This approach is considered conservative because the offset measured from the one dimensional scan line is smaller than the true offset in three dimensional space (i.e., the probability of forming key block is higher with smaller offset value). This assumption is used throughout.
- 3.2 The DRKBA software does not include a ground support element. All key blocks determined in this calculation are therefore the blocks that fail in an unsupported opening. This assumption is necessary due to the ground support limitation of the DRKBA program. The basis for this assumption is that it represents a bounding case, such that no blocks are prevented from failing by ground support. The assumption is used throughout.
- 3.3 The laboratory shear strength tests indicate the mean cohesion value of 0.86 MPa and the standard deviation of 0.81 MPa (see Table 6, Section 5.1). Due to the wide range of the standard deviation, the joint cohesion used in DRKBA rock fall model is conservatively initialized as 0.1 MPa. The basis for assuming an initial cohesion value of 0.1 MPa is that the wide range of values from test results (BSC 2001b, Attachment XIII) indicates some uncertainty in the true cohesion value; therefore, a value near the low end of the test results was selected for conservatism. This assumption is used throughout.
- 3.4 An emplacement drift azimuth of 72° was modeled in this calculation with drifts trending 75°. The basis for this assumption is that this 3-degree difference between the modeled and actual drift alignment is acceptable given the variability of joint set orientations captured in the model (see Section 5.2.2). The 3-degree difference does not significantly effect the results from this calculation. This assumption is used throughout.



## **4. USE OF COMPUTER SOFTWARE AND MODELS**

### **4.1 QUALIFIED COMPUTER SOFTWARE**

DRKBA Version 3.3 (CRWMS M&O 2000a, software tracking number: 10071-3.3-00) was used in parts of this calculation. DRKBA was used to assess the formation of blocks in the rock mass based on tunnel mapping data, and to analyze these blocks to determine if they are stable. DRKBA calculations were performed on a computer with a Pentium II microprocessor. DRKBA software is appropriate for the applications used in this supporting rock fall calculation for drift degradation. DRKBA was obtained from the Software Configuration Management in accordance with the applicable administrative procedures. DRKBA software was used only within the range of validation as specified in the software qualification documentation (CRWMS M&O 2000a). A complete listing of DRKBA input files used in this analysis is provided in Attachment I. The outputs are presented in Section 6. A complete listing of output files is also provided in Attachment I.

### **4.2 OTHER SOFTWARE**

In addition to the above listed item, *Microsoft Excel 97 SR-2* was also used to perform support calculations as described in Section 5 and Attachment I of this document. *Excel* is a commercial off-the-shelf software program, and only the standard functions of *Excel* were used in this calculation. All results from the *Excel* calculations are not dependent on the software program itself. Attachment I provides documentation of the *Excel* calculations in sufficient detail to allow independent repetition of the computations in accordance with AP-3.12Q Attachment 2. Thus, the software use is considered exempt from the requirements of AP-SI.1Q, *Software Management*.

### **4.3 MODELS**

The DRKBA rock fall model, as documented and validated in the *Drift Degradation Analysis* (BSC 2001b, Section 6), was used in parts of this calculation. The justification for use of the model is documented in the *Drift Degradation Analysis* (BSC 2001b, Section 6.5). The use of the model in this calculation is limited to varying model input parameters as described in Section 5.3, and documenting the subsequent change in model output. The software associated with the DRKBA rock fall model is DRKBA Version 3.3, which is described in Section 4.1.

## 5. CALCULATION

### 5.1 DATA AND PARAMETERS

The geotechnical parameters used in this calculation were developed in the *Drift Degradation Analysis* (BSC 2001b, Sections 4.1 and 6.3), and are based on data and information collected either by field mapping or by laboratory testing. The geotechnical data and their associated data tracking number (DTN) are presented in Tables 1 through 6. Developed joint geometrical data (BSC 2001b, pp. 38-39) were used as inputs for this calculation as shown in Tables 1 through 5 below. The developed joint data were based on qualified field mapping data collected from the Exploratory Studies Facility (ESF) in the Topopah Spring Tuff crystal poor upper lithophysal zone (Tptpul), middle nonlithophysal zone (Tptpmn), lithophysal zone (Tptpll), and lower nonlithophysal zone (Tptpln) lithologic units. It should be noted that subsequent studies by the U.S. Geological Survey/U.S. Bureau of Reclamation (USGS/USBR) have generated data on “small-scale” fractures with trace lengths less than 1 m (BSC 2001b, p. 21). The data collected from the small trace length fracture study have not been included this calculation. All data used in this calculation are qualified.

Table 1. Joint Set Orientation Data and Concentration Factors

| Lithologic Unit | Joint Set Number | Mean Dip Direction (degrees) | Mean Dip (degrees) | Concentration Factor k |
|-----------------|------------------|------------------------------|--------------------|------------------------|
| Tptpul          | 1                | 276                          | 82                 | 36.648                 |
|                 | 2                | 300                          | 82                 | 20.576                 |
|                 | 3                | 246                          | 81                 | 20.112                 |
|                 | 4                | 211                          | 83                 | 22.425                 |
|                 | 5                | 40                           | 14                 | 16.393                 |
|                 | 6                | 37                           | 47                 | 24.210                 |
|                 | Random           | 263                          | 70                 | 1.850                  |
| Tptpmn          | 1                | 221                          | 84                 | 31.586                 |
|                 | 2                | 299                          | 83                 | 26.143                 |
|                 | 3                | 59                           | 9                  | 18.210                 |
|                 | Random           | 267                          | 79                 | 2.896                  |
| Tptpll          | 1                | 235                          | 82                 | 27.529                 |
|                 | 2                | 270                          | 79                 | 24.723                 |
|                 | 3                | 45                           | 5                  | 30.375                 |
|                 | Random           | 230                          | 79                 | 2.497                  |
| Tptpln          | 1                | 226                          | 79                 | 51.826                 |
|                 | 2                | 299                          | 82                 | 23.304                 |
|                 | 3                | 60                           | 13                 | 49.993                 |
|                 | Random           | 262                          | 79                 | 3.583                  |

DTN: MO0109RDDAAMRR.003 (BSC 2001b, p. 38)

Table 2. Beta Distribution Parameters for Ttpul Unit

| Joint Set Number | Parameters  | a (m)  | b (m)   | p      | q      |
|------------------|-------------|--------|---------|--------|--------|
| 1                | Spacing     | 0.0132 | 16.3307 | 0.4223 | 1.5728 |
|                  | Radius      | 2.0000 | 47.1800 | 0.2137 | 1.7194 |
|                  | Positioning | 0.0050 | 9.1500  | 0.2216 | 1.9098 |
| 2                | Spacing     | 0.0015 | 16.3325 | 0.4073 | 1.3699 |
|                  | Radius      | 2.0000 | 43.8000 | 0.3937 | 4.0620 |
|                  | Positioning | 0.0050 | 6.8500  | 0.4098 | 3.8946 |
| 3                | Spacing     | 0.0083 | 16.4285 | 0.3545 | 1.1899 |
|                  | Radius      | 2.0000 | 35.6000 | 0.3844 | 2.9909 |
|                  | Positioning | 0.0000 | 6.7500  | 0.4169 | 3.3486 |
| 4                | Spacing     | 0.0098 | 16.0907 | 0.4500 | 1.3407 |
|                  | Radius      | 1.8400 | 32.9000 | 0.3264 | 2.0332 |
|                  | Positioning | 0.0000 | 7.0000  | 0.2718 | 2.1962 |
| 5                | Spacing     | 0.0295 | 14.3903 | 0.3171 | 1.1136 |
|                  | Radius      | 2.0800 | 42.2000 | 0.4845 | 1.8767 |
|                  | Positioning | 0.0900 | 7.4500  | 0.5098 | 2.0530 |
| 6                | Spacing     | 0.0070 | 16.4655 | 0.4063 | 1.0548 |
|                  | Radius      | 2.1200 | 58.4000 | 0.5676 | 1.6409 |
|                  | Positioning | 0.0000 | 9.1500  | 0.3000 | 0.8489 |
| Random           | Spacing     | 0.0100 | 15.8700 | 0.6101 | 1.5645 |
|                  | Radius      | 1.6400 | 58.0600 | 0.2448 | 2.0376 |
|                  | Positioning | 0.0000 | 9.1500  | 0.2186 | 1.6597 |

DTN: MO0109RDDAAMRR.003 (BSC 2001b, p. 38)

Table 3. Beta Distribution Parameters for Ttpmn Unit

| Joint Set Number | Parameters  | a (m)  | b (m)    | p      | q       |
|------------------|-------------|--------|----------|--------|---------|
| 1                | Spacing     | 0.0008 | 13.9199  | 0.2322 | 5.1372  |
|                  | Radius      | 1.8200 | 108.0000 | 0.6554 | 20.7171 |
|                  | Positioning | 0.0000 | 9.1500   | 0.7569 | 10.2825 |
| 2                | Spacing     | 0.0033 | 16.5306  | 0.4098 | 3.0879  |
|                  | Radius      | 1.6400 | 141.0600 | 0.2024 | 7.2515  |
|                  | Positioning | 0.0000 | 9.1500   | 0.3292 | 4.0327  |
| 3                | Spacing     | 0.0018 | 15.2606  | 0.2010 | 5.2988  |
|                  | Radius      | 0.3200 | 101.6000 | 0.5503 | 8.5360  |
|                  | Positioning | 0.0150 | 9.1500   | 0.6369 | 4.6763  |
| Random           | Spacing     | 0.0100 | 15.1900  | 0.5279 | 7.6008  |
|                  | Radius      | 1.3000 | 60.6000  | 0.6333 | 9.2812  |
|                  | Positioning | 0.0000 | 9.1500   | 0.5735 | 7.6186  |

DTN: MO0109RDDAAMRR.003 (BSC 2001b, p. 39)

Table 4. Beta Distribution Parameters for TptplI Unit

| Joint Set Number | Parameters  | a (m)  | b (m)   | p      | q      |
|------------------|-------------|--------|---------|--------|--------|
| 1                | Spacing     | 0.0123 | 15.7210 | 0.3070 | 1.1475 |
|                  | Radius      | 1.9000 | 47.0000 | 0.3332 | 1.7478 |
|                  | Positioning | 0.0000 | 8.2500  | 0.3443 | 1.5890 |
| 2                | Spacing     | 0.1339 | 13.6172 | 0.7050 | 1.7231 |
|                  | Radius      | 2.0400 | 32.8000 | 0.1833 | 0.7549 |
|                  | Positioning | 0.0050 | 7.2000  | 0.2507 | 1.0294 |
| 3                | Spacing     | 0.0293 | 13.7779 | 0.1385 | 0.5149 |
|                  | Radius      | 3.0800 | 90.0000 | 0.1378 | 0.8908 |
|                  | Positioning | 0.1800 | 9.1500  | 0.3089 | 1.0130 |
| Random           | Spacing     | 0.0500 | 16.4900 | 0.5816 | 1.6822 |
|                  | Radius      | 1.7200 | 53.2400 | 0.2378 | 2.3364 |
|                  | Positioning | 0.0000 | 9.1500  | 0.2141 | 2.0886 |

DTN: MO0109RDDAAMRR.003 (BSC 2001b, p. 39)

Table 5. Beta Distribution Parameters for Tptpln Unit

| Joint Set Number | Parameters  | a (m)  | b (m)   | p      | q      |
|------------------|-------------|--------|---------|--------|--------|
| 1                | Spacing     | 0.0094 | 14.9637 | 0.1695 | 1.6013 |
|                  | Radius      | 1.9800 | 29.6000 | 0.2850 | 0.9917 |
|                  | Positioning | 0.0150 | 5.6500  | 0.2812 | 1.0604 |
| 2                | Spacing     | 0.0417 | 13.3921 | 0.2965 | 1.3043 |
|                  | Radius      | 1.8800 | 51.6000 | 0.1993 | 1.1523 |
|                  | Positioning | 0.0600 | 8.1000  | 0.1983 | 0.8379 |
| 3                | Spacing     | 0.0230 | 12.9674 | 0.2935 | 1.0515 |
|                  | Radius      | 2.0200 | 10.6000 | 0.0993 | 0.6935 |
|                  | Positioning | 0.2150 | 1.5500  | 0.9565 | 2.0600 |
| Random           | Spacing     | 0.0300 | 10.5800 | 0.7008 | 2.1191 |
|                  | Radius      | 1.7800 | 31.7000 | 0.1814 | 0.6253 |
|                  | Positioning | 0.0150 | 7.0750  | 0.2266 | 0.9275 |

DTN: MO0109RDDAAMRR.003 (BSC 2001b, p. 39)

Table 6. Inputs for Joint Strength Parameters

| Parameter          | Cohesion (MPa) | Friction Angle (degree) |
|--------------------|----------------|-------------------------|
| Mean               | 0.86           | 41                      |
| Standard Deviation | ±0.81          | ±3                      |

DTN: MO0109RDDAAMRR.003 (BSC 2001b, p. 23 and Attachment XIII)

Rock density data were obtained from the laboratory tests performed on the rock cores from the North Ramp geotechnical (NRG) and the systematic drilling (SD) boreholes. The mean saturated bulk density ( $\rho$ ) of 2.41 g/cm<sup>3</sup> for Tptpln unit, as developed in the *Drift Degradation Analysis* (BSC 2001b, p. 23 and Attachment XIII), was used in the calculation.

Joint strength parameters, including cohesion and friction angle, were developed in the *Drift Degradation Analysis* (BSC 2001b, Attachment XIII) based on laboratory shear strength test data from core specimens. Mean value and standard deviation (see Table 6 in this section) are required as the inputs for the DRKBA software. In the DRKBA rock fall model, the joint cohesion is conservatively scaled down to 0.1 MPa from 0.86 MPa listed in Table 6 (see Assumption 3.3).

## **5.2 DRKBA ROCK FALL MODEL**

The DRKBA rock fall model used in this calculation was developed as part of the *Drift Degradation Analysis* (BSC 2001b). DRKBA input files were developed as described below and listed in Attachment I. The resulting output files are also listed in Attachment I and summarized in Section 6.

### **5.2.1 DRKBA Approach**

DRKBA is a commercially available acquired software product (as described in Section 4). The software simulates structural discontinuities as circular discs placed in the rock mass according to probabilistic distributions determined from tunnel mapping data. Joint planes are simulated by a Monte Carlo technique from probability distributions representing the orientation, spacing, and trace length of the corresponding joint set. DRKBA then analyzes these blocks to determine whether they are geometrically feasible and to determine whether they are mechanically stable.

The DRKBA software requires four sets of data. The required data are stored in data files having extensions .mkg, .exc, .den, and .prb, and contain information for the grid, excavation, rock density, and joint sets, respectively. The make grid file (.mkg) includes the information required for building a grid of nodal points for the mesh. The excavation data file (.exc) contains the information for defining an excavation in three dimensional space. The density file (.den) holds the information for the rock density data. The probabilistic joint data file (.prb) includes the required information for generating fracture space from the given fracture probability distributions.

The DRKBA software employs a bipolar Watson distribution for joint orientation data. The principal axis orientation and a concentration factor  $k$  are the required inputs for the bipolar Watson distribution. The concentration factor  $k$  is an index of the concentration. The larger the value of  $k$ , the more the distribution is concentrated towards the principal axis orientation. Joints are represented as circular discs in the DRKBA analysis. Joint radii, spacings, and positioning are simulated with Beta distributions. The Beta distribution is a four-parameter distribution with the parameters  $a$ ,  $b$ ,  $p$ , and  $q$ . The parameters  $a$  and  $b$  represent the ends of the closed interval upon which the Beta distribution is defined. The parameters  $p$  and  $q$  determine the shape of the distribution curve, their values were calculated from the mean and standard deviation of the transformed data. The transformed data were obtained by normalizing the data with the maximum value. The cohesion and friction angle of the joints are simulated as a bivariate normal distribution. Inputs for the mean and standard deviation of the joint strength parameters are required.

## 5.2.2 Statistical Representation of Joint Data

Joint sets have been identified in a separate fracture geometry analysis based on clustering of the data from joint normal vectors plotted on stereonet (CRWMS M&O 2000b, Figures III-1 to III-4). In addition to the primary joint sets identified, a random joint set has also been simulated to account for any joint that is present in the rock mass but not accounted for in the primary sets (see Section 5.1, Table 1). The dispersion of the individual joints about their associated joint set axes was modeled by a Watson bipolar distribution for axial data. This probability distribution is characterized by a unit normal vector representing the mean direction about which the data is clustered and a concentration factor  $k$  representing the degree to which the data is clustered about the mean direction. The concentration factors were calculated based on the eigenvalues and eigenvectors of the orientation matrix (BSC 2001b, p. 33). The calculated concentration factors are also listed in Section 5.1 (Table 1).

Joint radii, spacings, and positioning are simulated with Beta distributions. The offset measured from the center of the trace length to the scan line was used as the positioning parameter. The parameters  $a$ ,  $b$ ,  $p$  and  $q$  for each lithologic unit are listed in Section 5.1 (Tables 2 to 5).

Cohesion and friction angle of the joints are simulated with the bivariate normal distribution. Mean and standard deviation for the cohesion and friction angle are presented in Section 5.1 (Table 6).

## 5.2.3 Excavation Modeling

As discussed in Assumption 3.4 (Section 3), the excavation in this calculation is a horizontal 5.5-m diameter emplacement drift trending  $75^\circ$  in accordance with the repository design description (BSC 2001c, p. 29; note that for the trend of the drift,  $252^\circ$  is equivalent to  $72^\circ$  since  $252^\circ - 180^\circ = 72^\circ$ ). For each Monte Carlo simulation, a 24.4-m-long (80-ft) tunnel has been modeled in three-dimensional space. A circular tunnel opening without backfill was modeled. In the software, 18 plane equations were used to describe the circumference of the circular tunnel, and 2 plane equations were used to describe each end of the tunnel. The selection for the length of the tunnel modeled and the number of planes for simulation of the circular opening were based on the computer run time and the accuracy of the simulation. Calculations for the plane equations are included in the *Drift Degradation Analysis* (BSC 2001b, Attachment XV, electronic file, *Exca vectors V1.xls*). The region around the excavation has been modeled with a grid consisting of 681,472 nodes. The nodes are spaced 0.3 m (1 ft) apart, with each node representing 0.028 cubic meters (1 cubic foot) of the rock mass. The resolution of the mesh with a node spacing of 0.3 m was considered sufficient for calculating rock blocks since all joint trace lengths (as indicated by the radius parameter in Section 5.1, Tables 2 through 5) are greater than 1 m based on the field mapping data presented in Section 5.1.

## 5.3 PARAMETERS AFFECTING UNCERTAINTY

This calculation is limited to quantifying previously unquantified uncertainties associated with the rock fall model. Selected for quantification are uncertainties in values for  $M$ , a multiplier of fracture trace lengths to determine the radius of the joint plane, and for a Terzaghi correction for subhorizontal fractures in the DRKBA model. Uncertainty in the range of fracture variability

was also selected. Quantification was done at the subsystem level with sensitivity studies on M, the Terzaghi correction, and the number of Monte Carlo simulations.

### 5.3.1 Fracture Size

Joint planes are represented as circular discs in the DRKBA rock fall model with the assumption that the radius of the joint plane is equal to twice the mapped trace length (BSC 2001b, Section 5.1). The multiplier, M, is used to obtain the radius of the circular fracture disc from the trace length as follows:

$$R = M * TL$$

where R = radius of the circular fracture disc, and  
TL = trace length of the mapped fracture.

As indicated above, previous rock fall analyses have been conducted with a value of M set equal to 2.0 (BSC 2001b, Section 5.1). To document the sensitivity of the size of the joint plane in the DRKBA rock fall model, a series of rock fall calculations was developed for the Tptpmn and Tptpll units, with the joint radius multiplier, M, incrementally varied for each calculation. Values of M were set equal to 1.0, 1.5, 2.0, 2.5, and 3.0. Each calculation included 400 Monte Carlo simulations for both the Tptpmn and Tptpll units. It should be noted that 400 Monte Carlo simulations were shown to be adequate in the *Drift Degradation Analysis* (BSC 2001b, Attachment IV). Additional sensitivity calculations on the number of Monte Carlo simulations is described in Section 5.3.2.

With the exception of the joint radius, all other inputs for these calculations were consistent with inputs for the static condition presented in the *Drift Degradation Analysis* (BSC 2001b, Sections 6.3.1, 6.3.2, and 6.3.3). The calculation of beta parameters (see Section 5.2.2) for the joint radius is detailed in Attachment I (files *Tptpmn with various radius multiplier.xls* and *Tptpll with various radius multiplier.xls*). An example to describe the beta parameter calculation approach is provided in the *Drift Degradation Analysis* (BSC 2001b, Attachment III). The DRKBA input and output files, and associated calculation files to process and summarize the DRKBA results, are provided in Attachment I.

### 5.3.2 Number of Monte Carlo Simulations

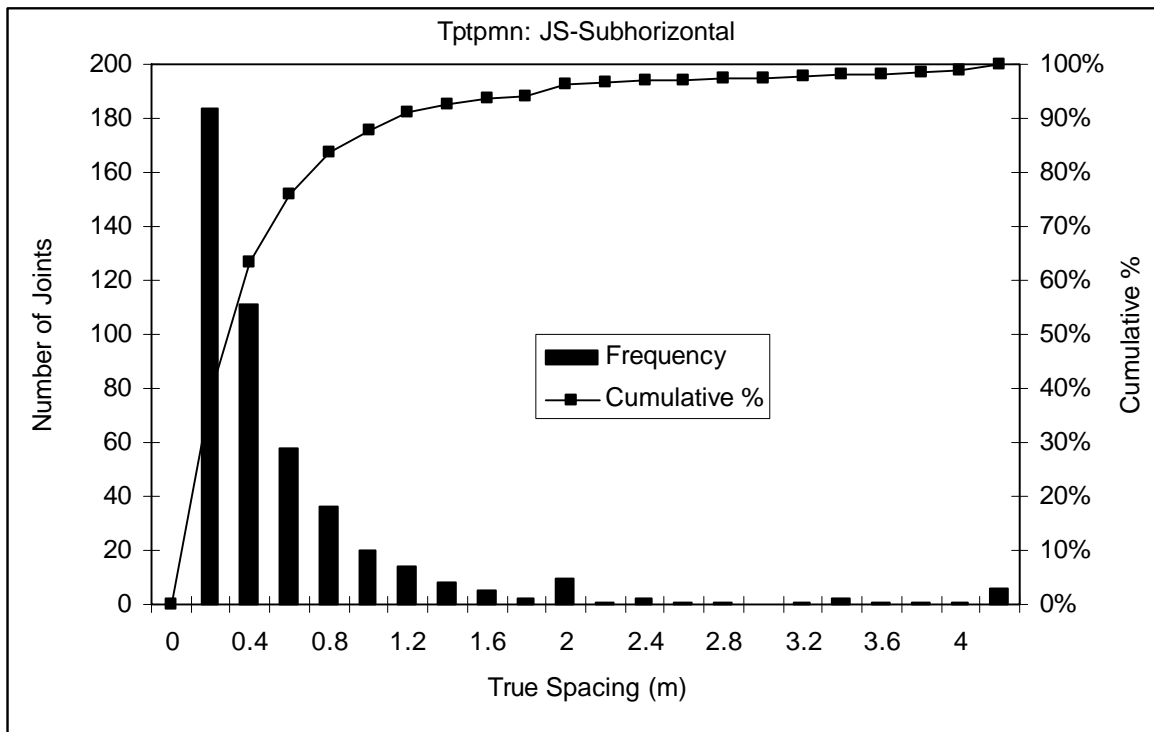
In a DRKBA analysis, random joint patterns are generated with joint centers positioned in three-dimensional space, considering each joint set in sequence for each Monte Carlo simulation. The forming of key blocks is therefore different in each Monte Carlo simulation. To document the sensitivity of the number of Monte Carlo simulations for the analyses, a series of test runs was conducted. The test runs are intended to show the sensitivity of the number of Monte Carlo simulations in the prediction of the block size distribution, the prediction of the maximum block size, and the prediction of the number of blocks. Test runs were conducted for the Tptpul, Tptpmn, Tptpll, and Tptpln units with 100, 200, 400, 600, and 800 Monte Carlo simulations. The DRKBA input and output files, and associated calculation files to process and summarize the DRKBA results, are provided in Attachment I.

### 5.3.3 Terzaghi Correction for Spacing of Subhorizontal Fractures

The procedure for determining joint set spacing is documented in the *Fracture Geometry Analysis for the Stratigraphic Units of the Repository Host Horizon* (CRWMS M&O 2000b, Section 6.4.2). A Terzaghi correction, which is a mathematical correction to determine the "true" spacing measured normal to the joint plane, has been applied to the mapped joint spacing data. For vertical joints striking perpendicular to the axis of the tunnel, the Terzaghi correction factor would be 1; that is, the mapped spacing is equal to the true spacing without a correction. Correction factors are most significant for subhorizontal fractures. For the subhorizontal fracture set from mapped fractures in the Tptpmn unit, the average Terzaghi correction factor is approximately 15, indicating that the true spacing of subhorizontal joints is 15 times less than the mapped spacing (Attachment I, file *Correction Factor Comparison.xls*). These Terzaghi correction factors with an average of approximately 15 were used in the *Drift Degradation Analysis* (BSC 2001b, Sections 4.1 and 6.3.2). For joints mapped along a horizontal scanline, a subhorizontal joint dipping 8 degrees or more will have a maximum Terzaghi correction factor of approximately 7 (i.e.,  $1/(\sin 8) \approx 7$ ). For joints dipping less than 8 degrees, the Terzaghi correction factor ranges from 7 to infinity. Therefore, the uncertainty associated with the correction factor increases within this range. It should be noted that true joint spacings greater than 16.5 m were not included in the spacing data set (CRWMS M&O 2000b, Section 6.4.2.1).

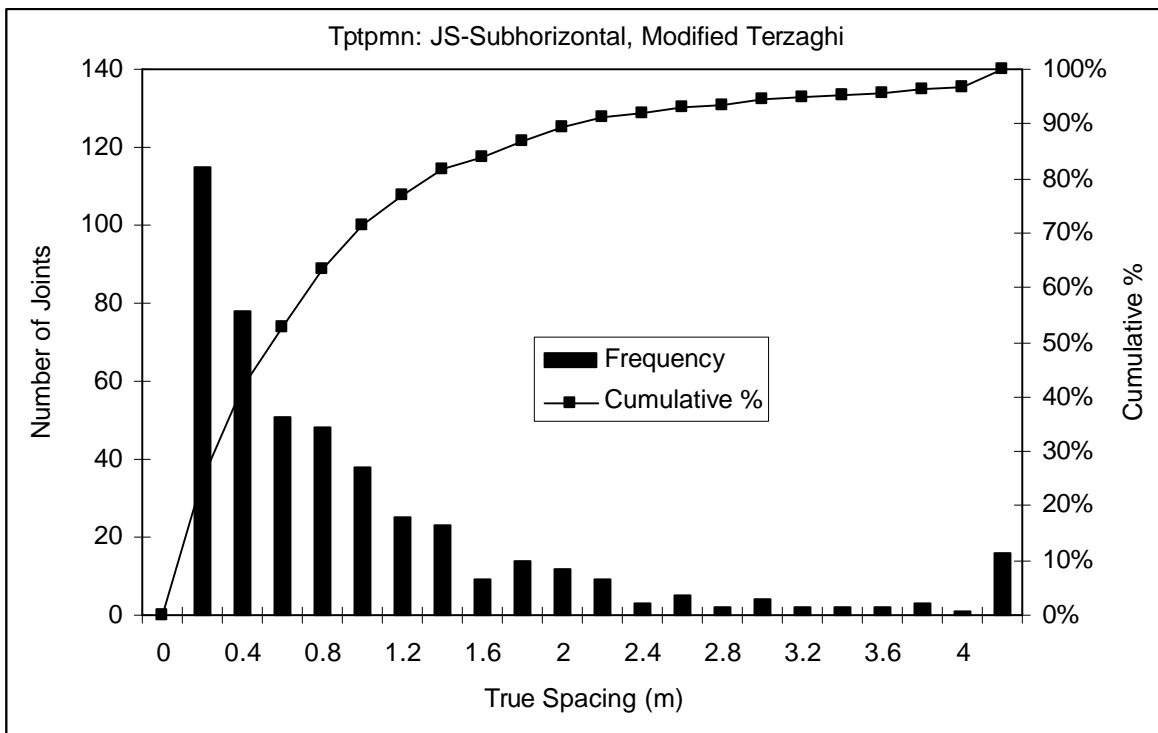
To document the sensitivity of the DRKBA rockfall model to the Terzaghi correction factor, calculations were conducted with a maximum correction factor of 7. To be consistent with the original approach, all calculated true spacings greater than 16.5 m were omitted from the joint spacing data set. The joint spacing distributions for the original true joint spacing and the modified true spacing (i.e., with a Terzaghi correction factor # 7) are shown in Figures 1 and 2, respectively, for the Tptpmn unit, and in Figures 3 and 4 for the Tptpll unit. The beta distribution parameters for joint spacing, which are required input for the DRKBA program, are provided in Table 7 for the Tptpmn and Tptpll units. The details for the calculation of each beta parameter are provided in Attachment I (files *New\_Beta\_Tptpmn V1 - modified Terzaghi.xls* and *New\_Beta\_Tptpll V1 - modified Terzaghi.xls*). Each DRKBA run included 400 Monte Carlo simulations for both the Tptpmn and Tptpll units. With the exception of the beta distribution parameters for the subhorizontal joint set of the Tptpmn and Tptpll units, all other inputs for these calculations were consistent with inputs for the static condition presented in the *Drift Degradation Analysis* (BSC 2001b, Sections 6.3.1, 6.3.2, and 6.3.3). The DRKBA input and output files, and associated calculation files to process and summarize the DRKBA results, are provided in Attachment I.





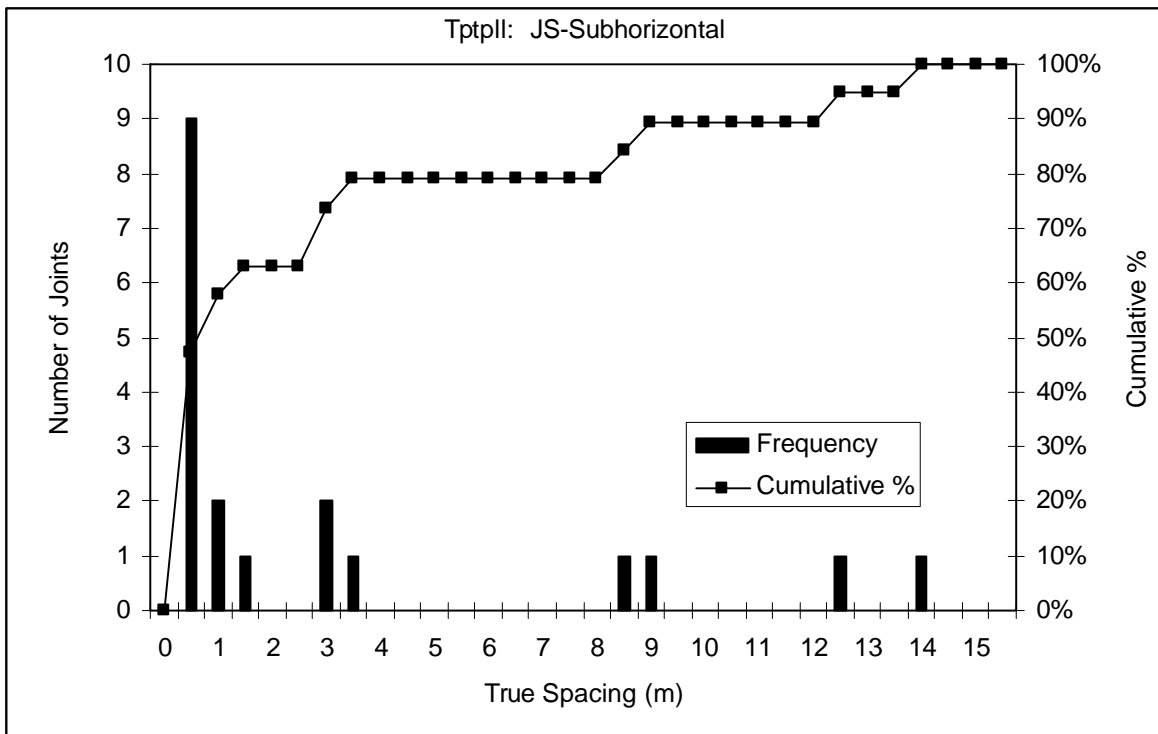
DTN: MO0110RPCRFCDD.001

Figure 1. Histogram and Cumulative Frequency Distribution of Fracture Spacing Data for the Tptpmn Unit Subhorizontal Joint Set, Original True Spacing (Attachment I, file *Tptpmn sub H Terzaghi.xls*)



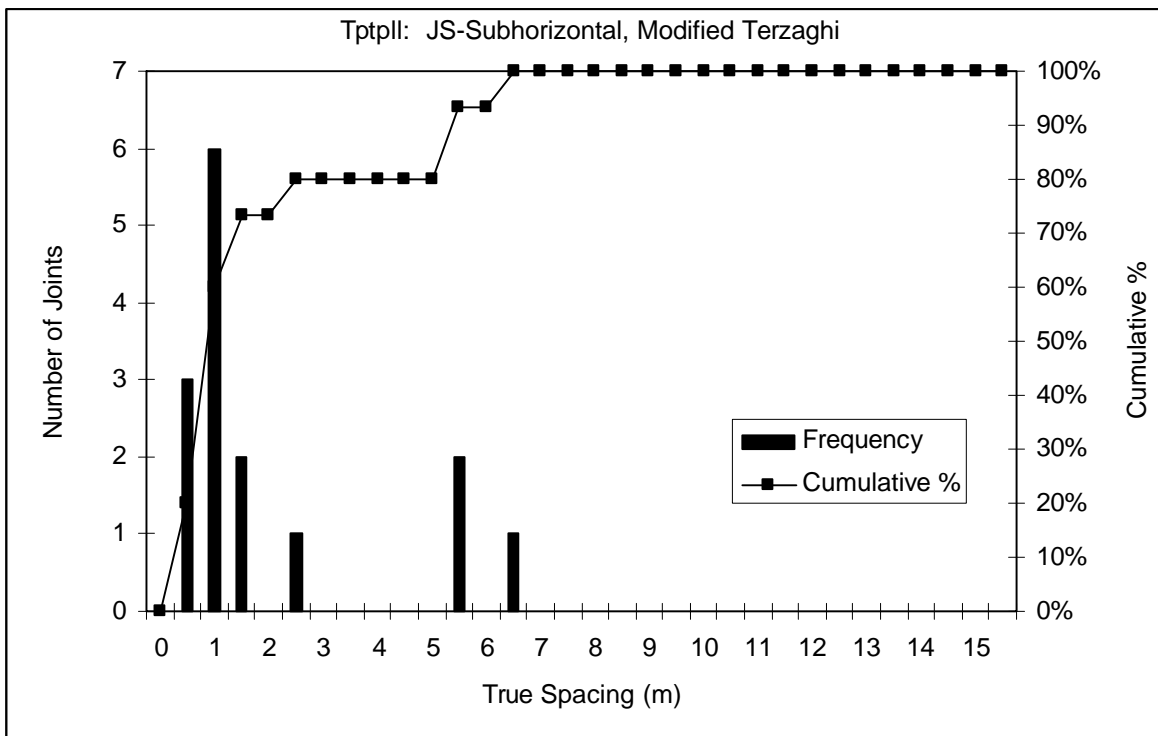
DTN: MO0110RPCRFCDD.001

Figure 2. Histogram and Cumulative Frequency Distribution of Fracture Spacing Data for the Tptpmn Unit Subhorizontal Joint Set, Modified True Spacing (Attachment I, file *Tptpmn sub H Terzaghi.xls*)



DTN: MO0110RPCRFCDD.001

Figure 3. Histogram and Cumulative Frequency Distribution of Fracture Spacing Data for the Tptpl Unit Subhorizontal Joint Set, Original True Spacing (Attachment I, file *Tptpl sub H Terzaghi.xls*)



DTN: MO0110RPCRFCDD.001

Figure 4. Histogram and Cumulative Frequency Distribution of Fracture Spacing Data for the Tptpl Unit Subhorizontal Joint Set, Modified True Spacing (Attachment I, file *Tptpl sub H Terzaghi.xls*)

Table 7. Beta Distribution Parameters for True Spacing of the Subhorizontal Joint Set

| Beta Distribution Parameters | Tptpmn                |                       | Tptpll                |                       |
|------------------------------|-----------------------|-----------------------|-----------------------|-----------------------|
|                              | Original <sup>1</sup> | Modified <sup>2</sup> | Original <sup>3</sup> | Modified <sup>4</sup> |
| a (m)                        | 0.0018                | 0.0018                | 0.0293                | 0.0586                |
| b (m)                        | 15.2606               | 15.2606               | 13.7779               | 6.0429                |
| p                            | 0.2010                | 0.3834                | 0.1385                | 0.1961                |
| q                            | 5.2988                | 5.8050                | 0.5149                | 0.5023                |

<sup>1</sup>Table 3, Joint Set Number 3.

DTN: MO0110RPCRFCDD.001

<sup>2</sup> Attachment I, file *New-Beta-Tptpmn V1 - modified Terzaghi.xls*.

<sup>3</sup>Table 4, Joint Set Number 3.

<sup>4</sup> Attachment I, file *New-Beta-Tptpll V1 - modified Terzaghi.xls*.

## **6. RESULTS**

The results from this calculation are presented below as a function of the parameter evaluated. The data developed in this calculation have been entered into the Technical Data Management System (DTN: MO0110RPCRFCDD.001).

### **6.1 FRACTURE SIZE RESULTS**

The results for the sensitivity of the size of the joint plane in the DRKBA rock fall model are provided in this section. Fracture size results were calculated according to the approach described in Section 5.3.1. Figures 5 and 6 present the DRKBA results in the format of cumulative frequency of occurrence for the Ttpmn and Ttppl units. The cumulative frequencies of occurrence corresponding to 50, 75, 90, 95 and 98 percentile block volume for each unit are listed in Tables 8 and 9. The maximum block sizes predicted from the analyses are also presented in these tables. The predicted numbers of key blocks per unit length of emplacement drift are listed in Table 10.

### **6.2 MONTE CARLO RESULTS**

The results for the sensitivity of the number of Monte Carlo simulations are provided in this section. Monte Carlo results were calculated according to the approach described in Section 5.3.2. The results for the Ttpul, Ttpmn, Ttppl, and Ttppln units are shown in Figures 7 through 18, and include block size distribution curves in the form of cumulative frequency of occurrence, the predicted numbers of blocks per 10 simulations, and the maximum block sizes predicted for each case.

### **6.3 TERZAGHI CORRECTION RESULTS**

The results for the sensitivity of the correction for spacing of subhorizontal joints are provided in this section. Terzaghi correction results were calculated according to the approach described in Section 5.3.3. Figures 19 and 20 present the key-block analysis results in the format of cumulative frequency of occurrence for the Ttpmn and Ttppl units, respectively. The cumulative frequencies of occurrence corresponding to 50, 75, 90, 95 and 98 percentile block volume for the Ttpmn and Ttppl units are listed in Table 11. The maximum block sizes predicted from the analysis are also presented in this table. The predicted numbers of key blocks per unit length of emplacement drift are listed in Table 12.

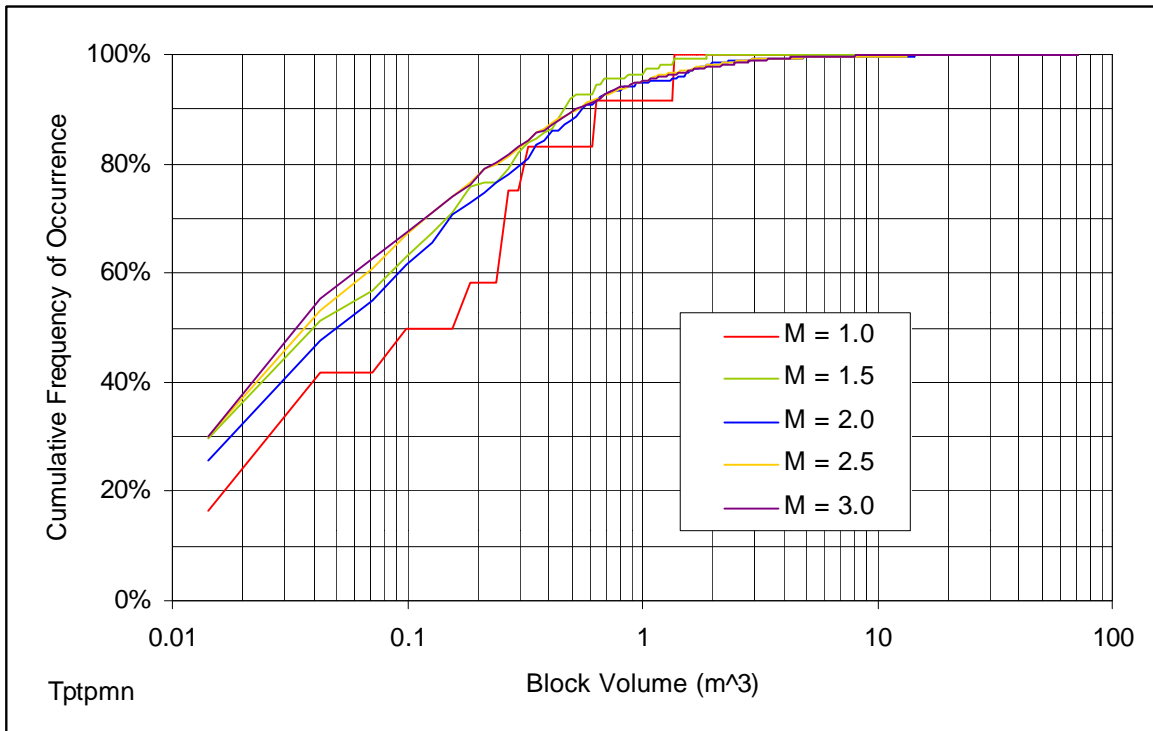


Figure 5. Cumulative Key-Block Size Distribution for Various Sizes of Joint Planes in the Tptpmn Unit, 75°-Azimuth (Attachment I, file *tpmn stat 75 trace length res v1.xls*)

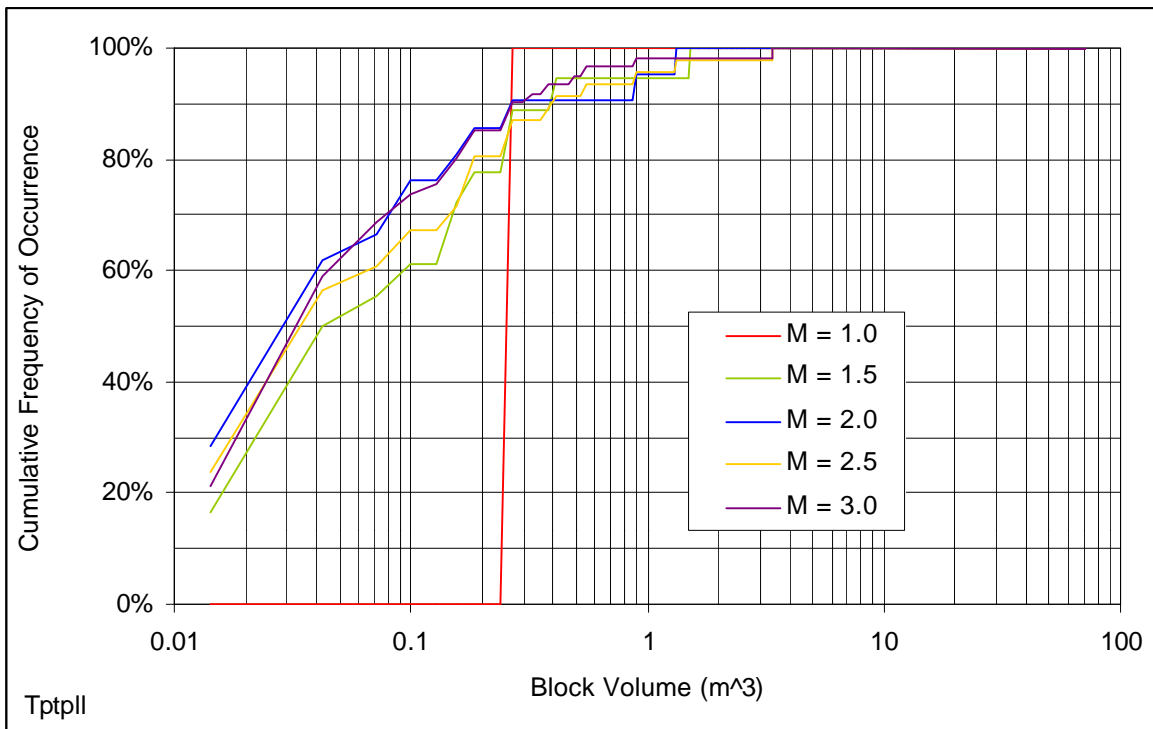


Figure 6. Cumulative Key-Block Size Distribution for Various Sizes of Joint Planes in the Tptpll Unit, 75°-Azimuth (Attachment I, file *tpll stat 75 trace length res v1.xls*)

Table 8. Block Volume (in cubic meters) Corresponding to Various Levels of Predicted Cumulative Frequency of Occurrence, Emplacement Drift in Tptpmn Unit, Static Condition  
(Attachment I, file *tpmn stat 75 trace length res v1.xls*)

| Cumulative Frequency of Occurrence (%) | Joint Radius Multiplier, M |      |       |       |       |
|--|----------------------------|------|-------|-------|-------|
|  | 1.0                        | 1.5  | 2.0   | 2.5   | 3.0   |
| 50                                     | 0.16                       | 0.01 | 0.04  | 0.01  | 0.01  |
| 75                                     | 0.30                       | 0.16 | 0.21  | 0.16  | 0.16  |
| 90                                     | 0.61                       | 0.44 | 0.55  | 0.52  | 0.50  |
| 95                                     | 1.35                       | 0.67 | 1.06  | 0.98  | 0.98  |
| 98                                     | 1.35                       | 1.18 | 1.86  | 1.86  | 2.17  |
| maximum                                | 1.35                       | 1.86 | 14.30 | 20.87 | 13.05 |

Table 9. Block Volume (in cubic meters) Corresponding to Various Levels of Predicted Cumulative Frequency of Occurrence, Emplacement Drift in Tptpll Unit, Static Condition  
(Attachment I, file *tpll stat 75 trace length res v1.xls*)

| Cumulative Frequency of Occurrence (%) | Joint Radius Multiplier, M |      |      |      |      |
|--|----------------------------|------|------|------|------|
|  | 1.0                        | 1.5  | 2.0  | 2.5  | 3.0  |
| 50                                     | 0.24                       | 0.04 | 0.01 | 0.01 | 0.01 |
| 75                                     | 0.24                       | 0.16 | 0.07 | 0.16 | 0.10 |
| 90                                     | 0.24                       | 0.38 | 0.24 | 0.38 | 0.24 |
| 95                                     | 0.24                       | 1.49 | 0.86 | 0.86 | 0.47 |
| 98                                     | 0.24                       | 1.49 | 1.29 | 3.36 | 0.86 |
| maximum                                | 0.24                       | 1.49 | 1.29 | 3.36 | 3.36 |

Table 10. Predicted Number of Key Blocks per Unit Length (km) along Emplacement Drift, Static Condition (Attachment I, files *tpmn stat 75 trace length res v1.xls* and *tpll stat 75 trace length res v1.xls*)

| Lithologic Unit | Joint Radius Multiplier, M |     |     |     |     |
|-----------------|----------------------------|-----|-----|-----|-----|
|                 | 1.0                        | 1.5 | 2.0 | 2.5 | 3.0 |
| Tptpmn          | 1                          | 11  | 50  | 152 | 265 |
| Tptpll          | 0                          | 2   | 2   | 5   | 6   |

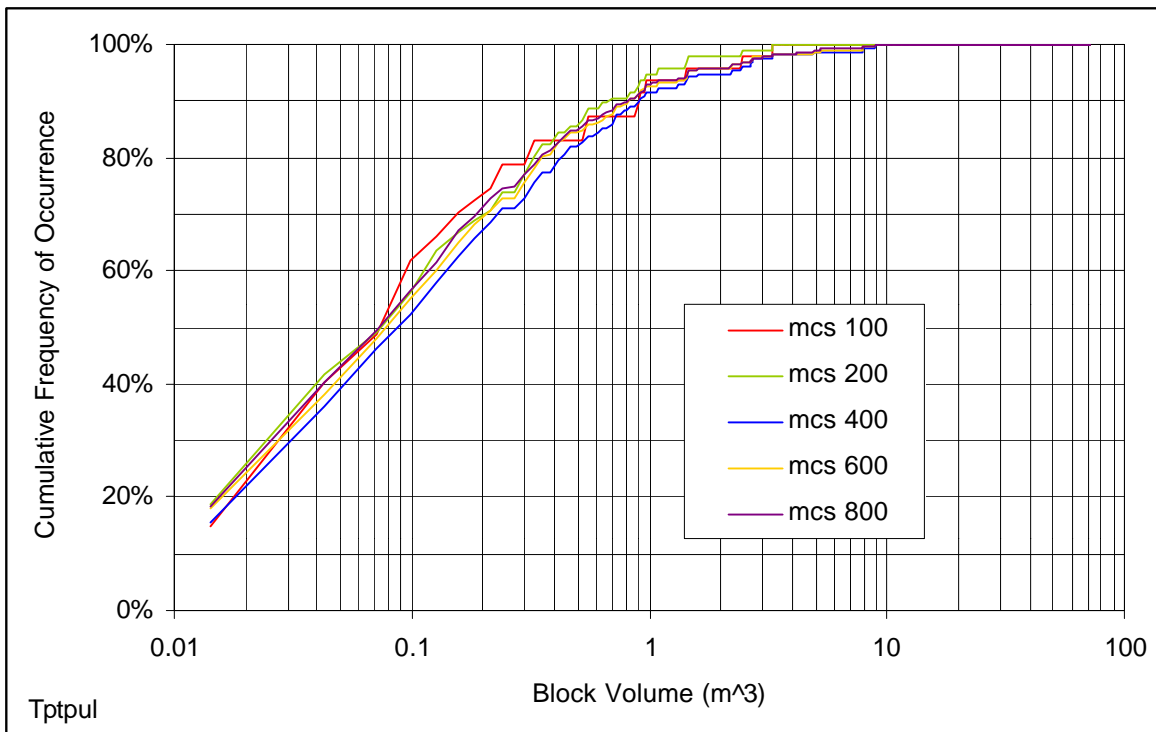


Figure 7. Block Size Distributions for Various Monte Carlo Simulations in the Tptpul Unit (Attachment I, file *mcs sensitivity study Tptpul v1.xls*)

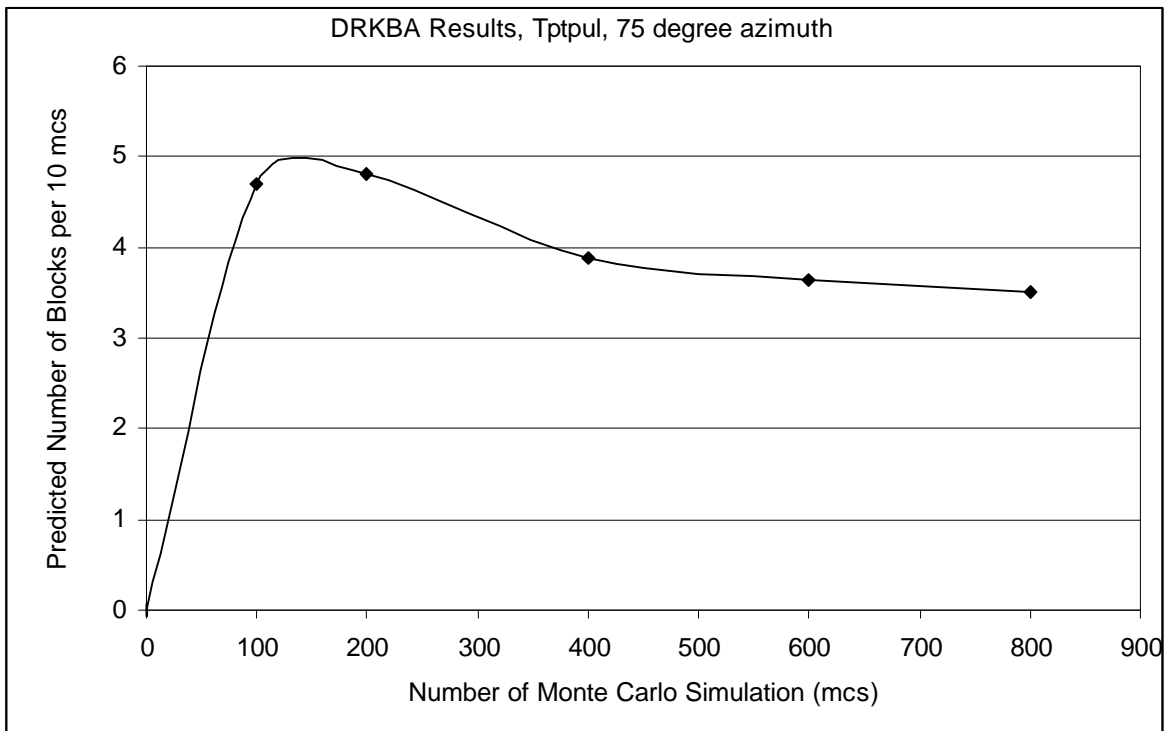


Figure 8. Predicted Number of Key Blocks for Various Monte Carlo Simulations in the Tptpul Unit (Attachment I, file *mcs sensitivity study Tptpul v1.xls*)

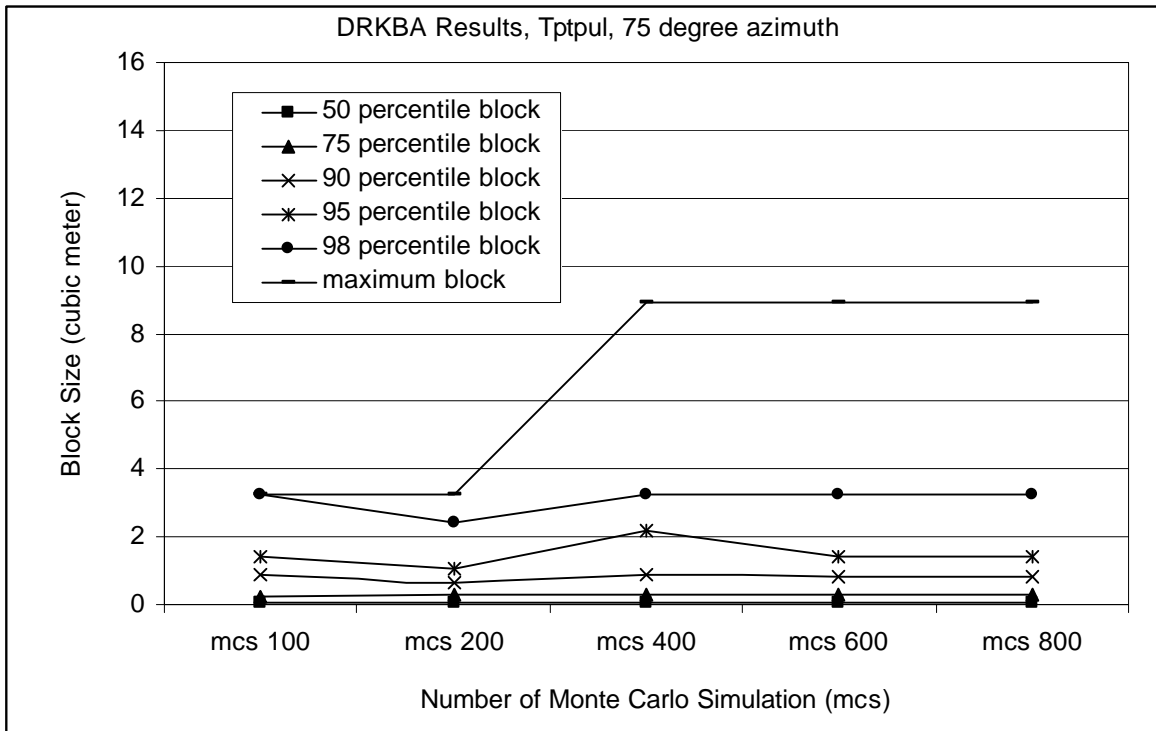


Figure 9. Predicted Maximum Block Size for Various Monte Carlo Simulations in the Tptpul Unit (Attachment I, file *mcs sensitivity study Tptpul v1.xls*)

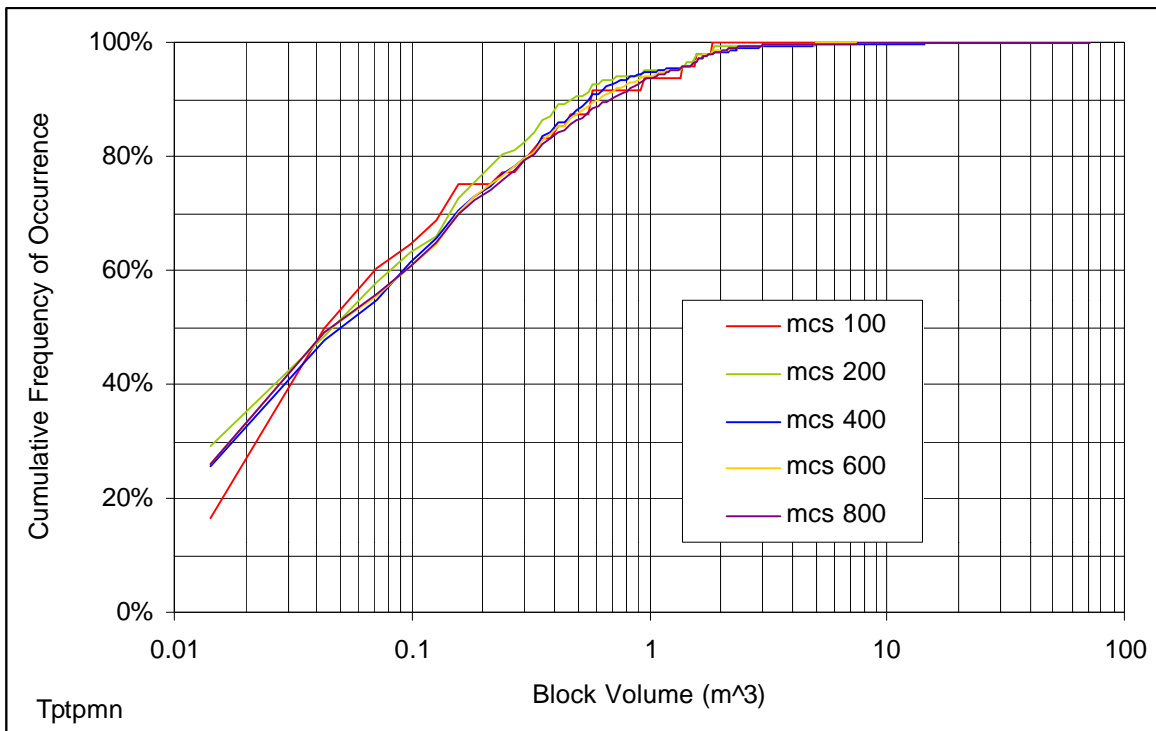


Figure 10. Block Size Distributions for Various Monte Carlo Simulations in the Tptpmn Unit (Attachment I, file *mcs sensitivity study Tptpmn v1.xls*)



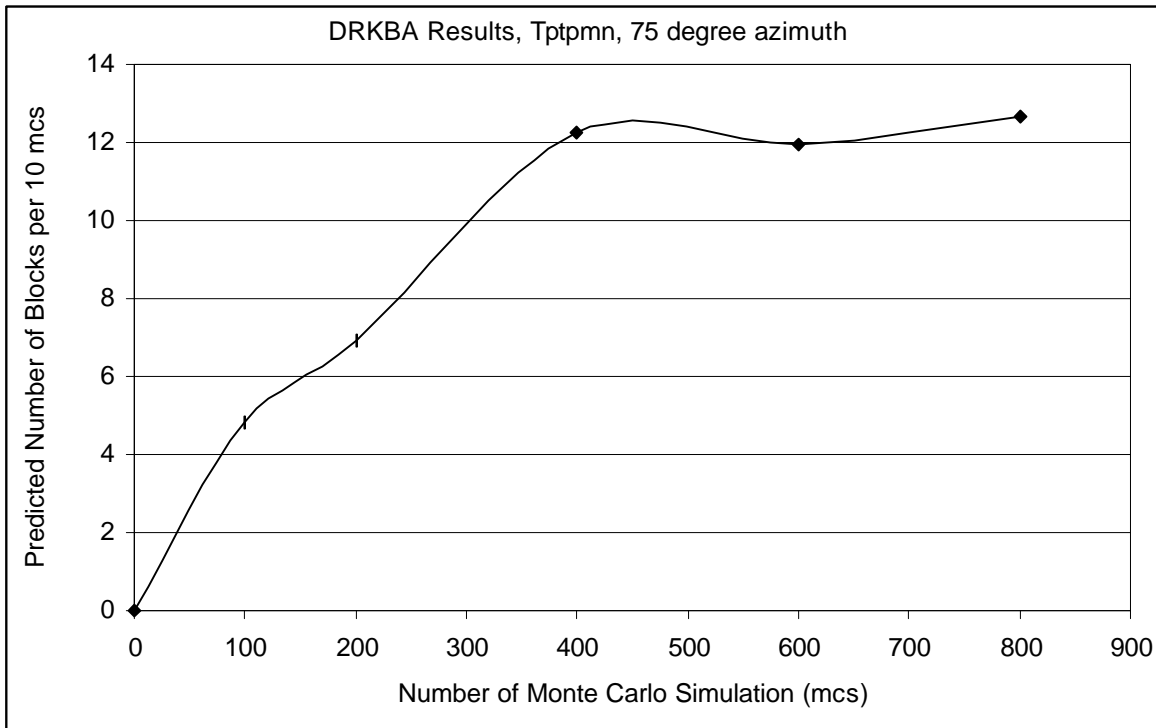


Figure 11. Predicted Number of Key Blocks for Various Monte Carlo Simulations in the Tptpmn Unit  
(Attachment I, file *mcs sensitivity study Tptpmn v1.xls*)

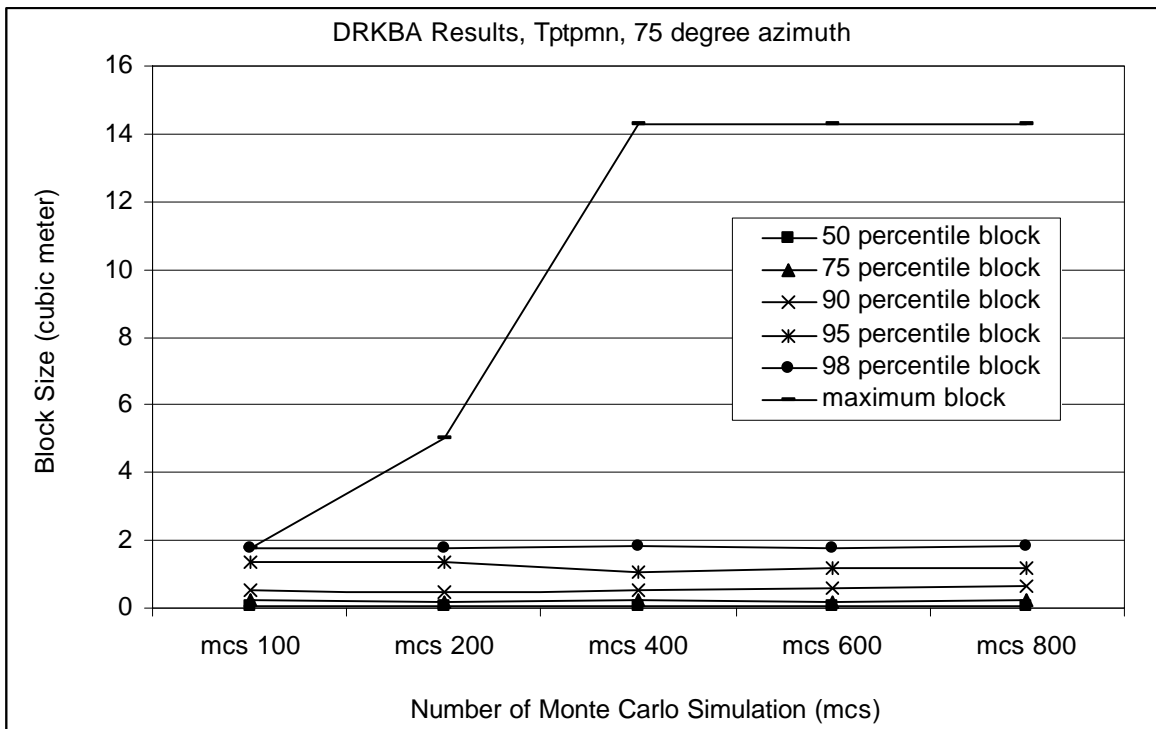


Figure 12. Predicted Maximum Block Size for Various Monte Carlo Simulations in the Tptpmn Unit  
(Attachment I, file *mcs sensitivity study Tptpmn v1.xls*)

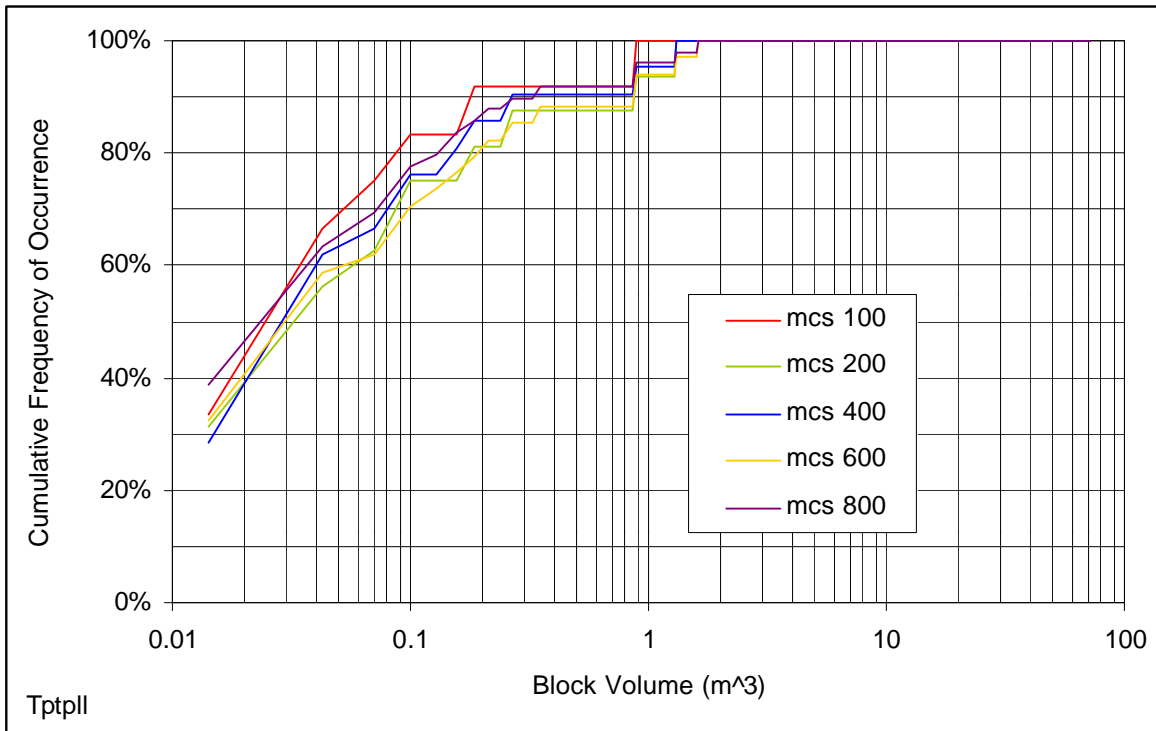


Figure 13. Block Size Distributions for Various Monte Carlo Simulations in the Tptpl Unit (Attachment I, file *mcs sensitivity study Tptpl v1.xls*)

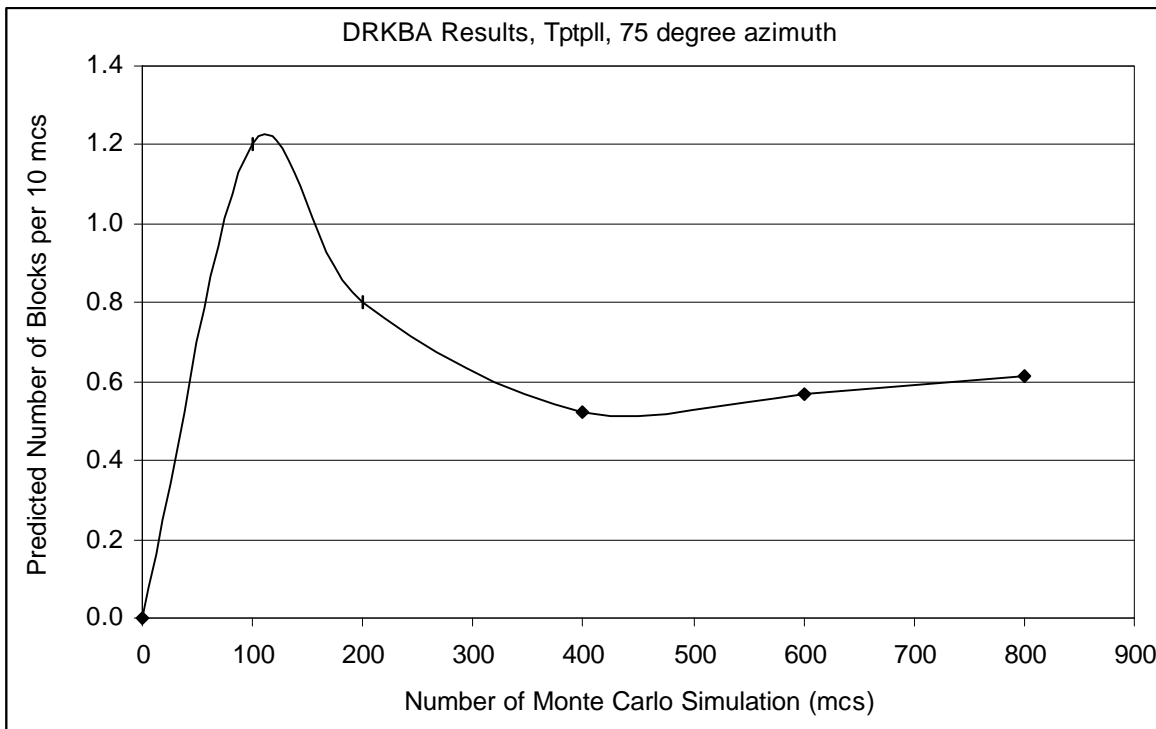


Figure 14. Predicted Number of Key Blocks for Various Monte Carlo Simulations in the Tptpl Unit (Attachment I, file *mcs sensitivity study Tptpl v1.xls*)

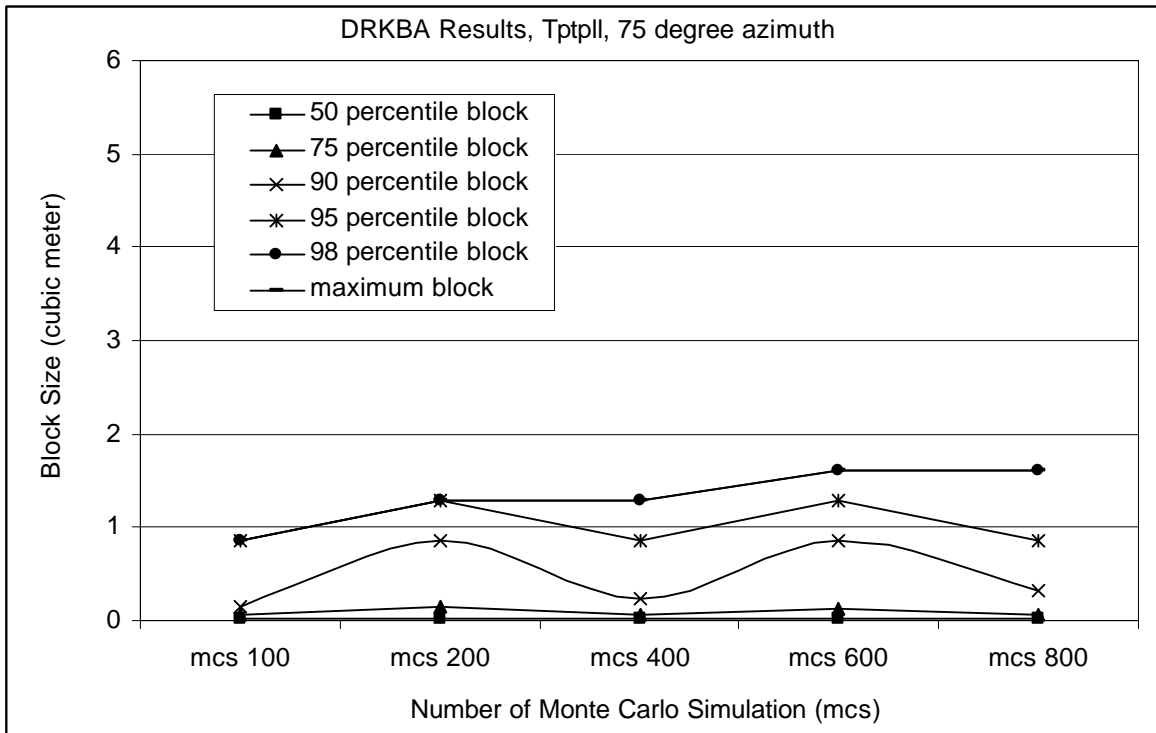


Figure 15. Predicted Maximum Block Size for Various Monte Carlo Simulations in the Tptpl Unit (Attachment I, file *mcs sensitivity study Tptpl v1.xls*)

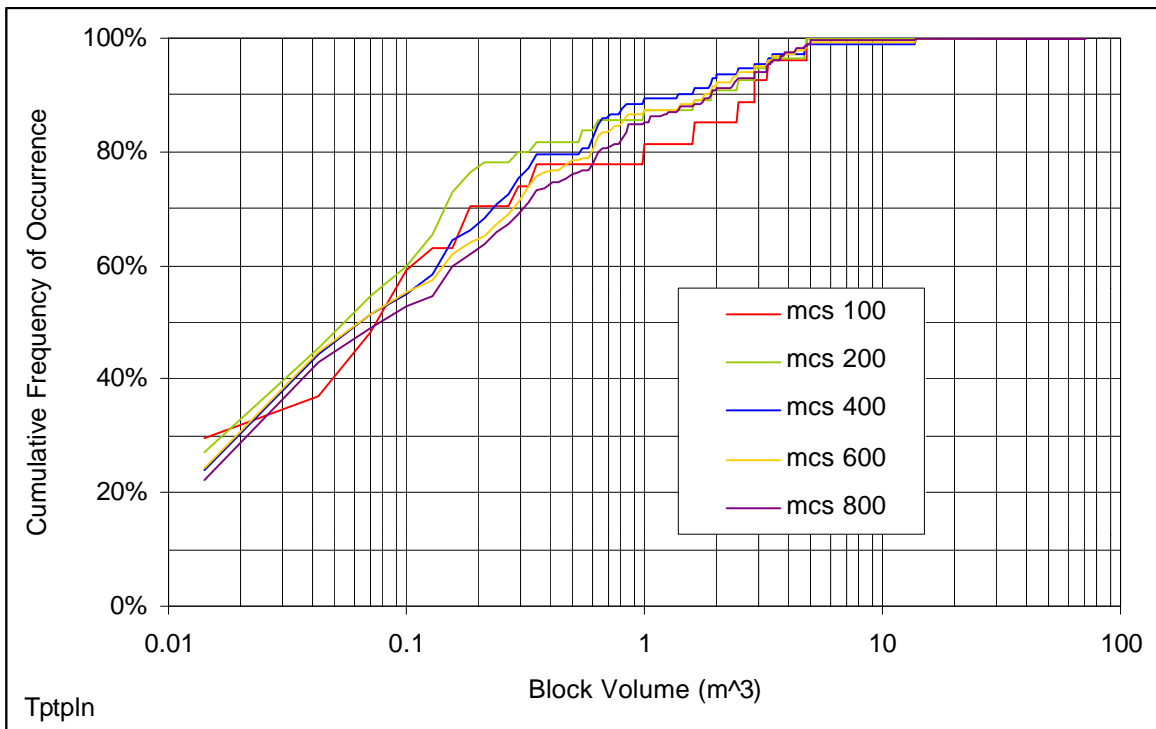


Figure 16. Block Size Distributions for Various Monte Carlo Simulations in the Tptpln Unit (Attachment I, file *mcs sensitivity study Tptpln v1.xls*)

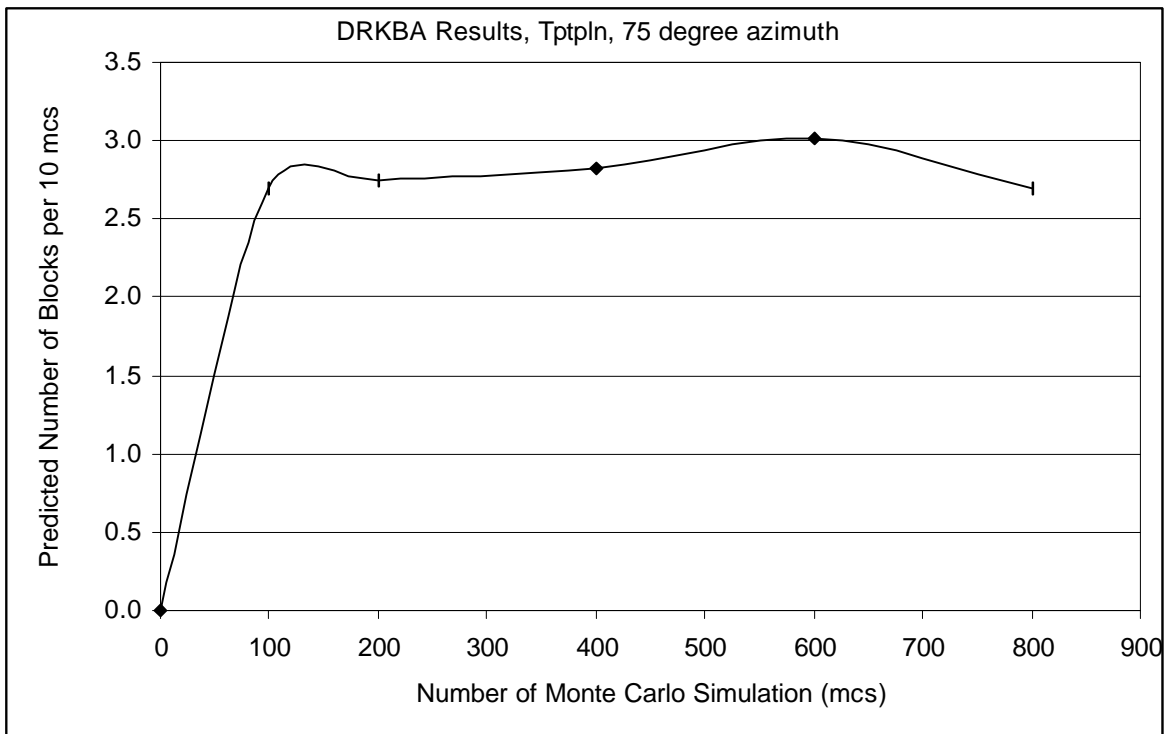


Figure 17. Predicted Number of Key Blocks for Various Monte Carlo Simulations in the Tptpln Unit  
(Attachment I, file *mcs sensitivity study Tptpln v1.xls*)

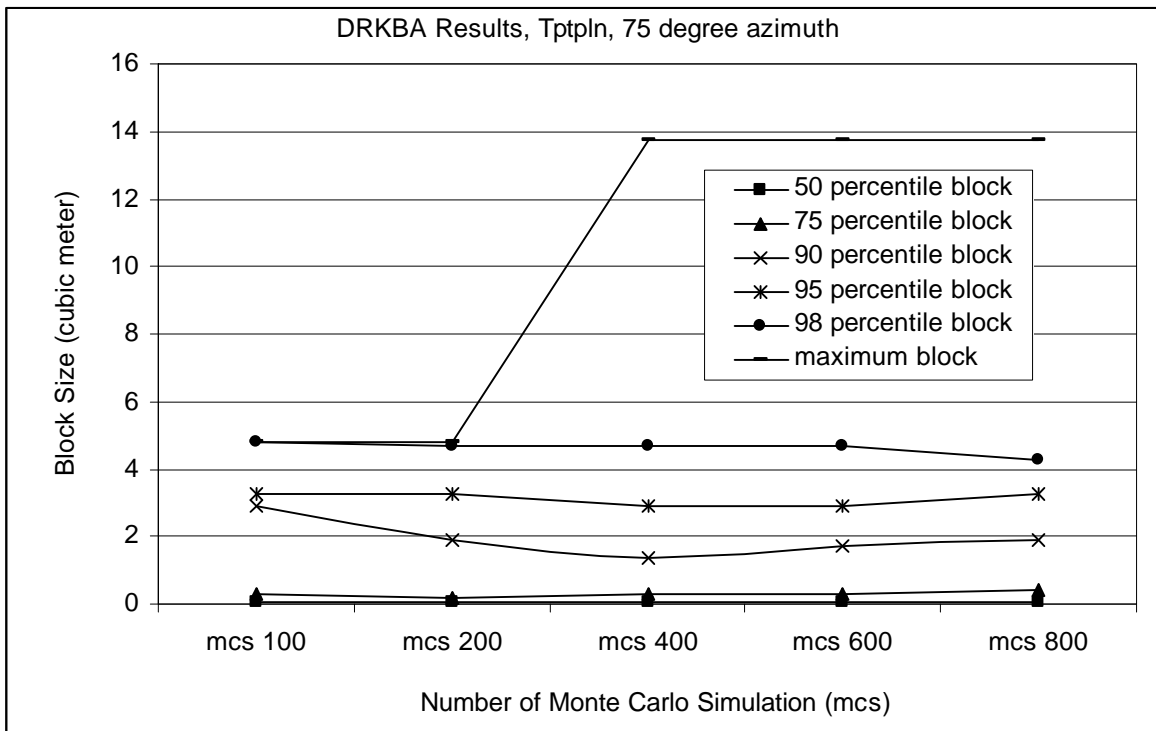


Figure 18. Predicted Maximum Block Size for Various Monte Carlo Simulations in the Tptpln Unit  
(Attachment I, file *mcs sensitivity study Tptpln v1.xls*)

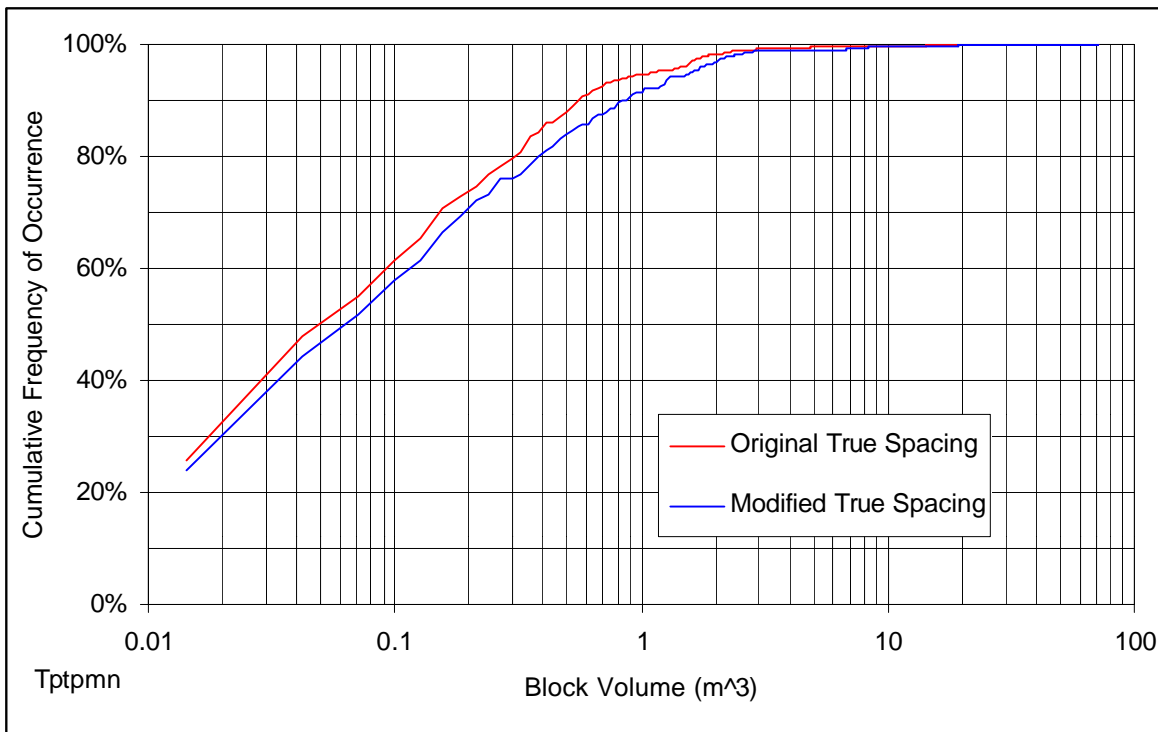


Figure 19. Cumulative Key-Block Size Distribution for Original and Modified Terzaghi Corrections of the Subhorizontal Joint Set in the Tptpmn Unit, 75°-Azimuth (Attachment I, file *tptmn 75 Terzaghi res v1.xls*)

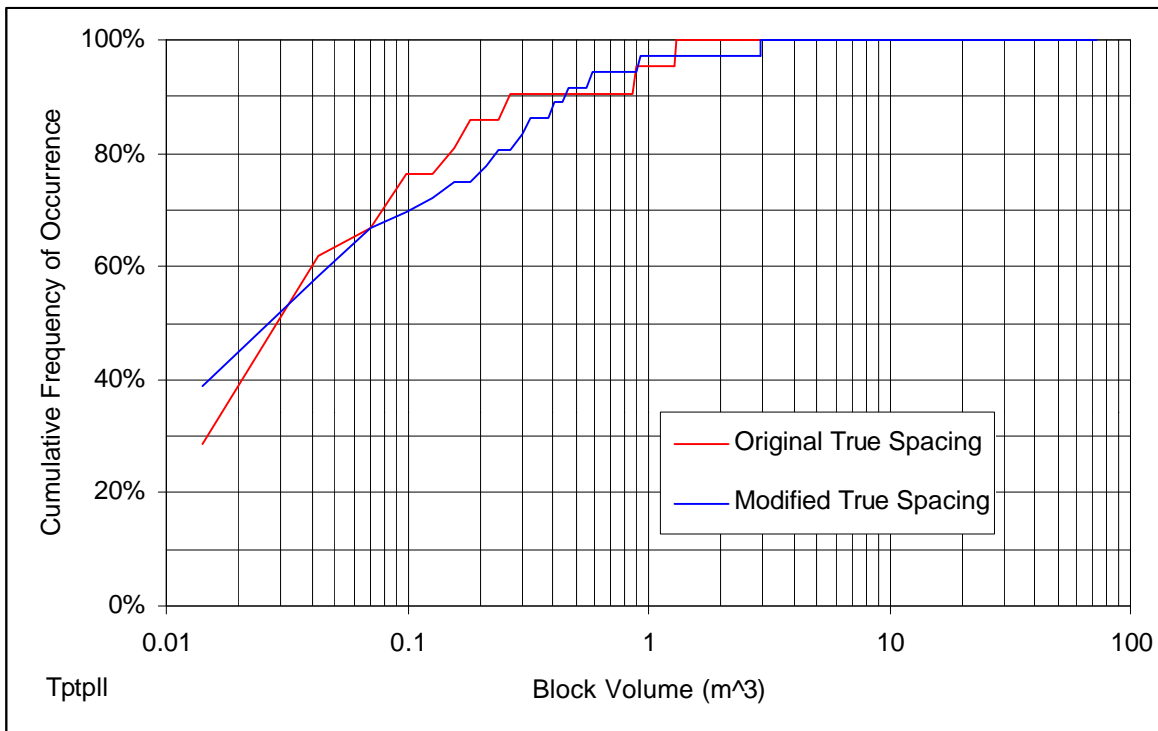


Figure 20. Cumulative Key-Block Size Distribution for Original and Modified Terzaghi Corrections of the Subhorizontal Joint Set in the Tptpll Unit, 75°-Azimuth (Attachment I, file *tpll 75 Terzaghi res v1.xls*)

Table 11. Block Volume (in cubic meters) Corresponding to Various Levels of Predicted Cumulative Frequency of Occurrence, Emplacement Drift in Tptpmn and Tptpll Units, Static Condition with Modified Terzaghi Correction (Attachment I, files *tpmn 75 Terzaghi res v1.xls* and *tpll 75 Terzaghi res v1.xls*)

| Cumulative Frequency of Occurrence (%) | Terzaghi Correction Factor |          |          |          |
|--|----------------------------|----------|----------|----------|
|  | Tptpmn                     |          | Tptpll   |          |
|  | Original                   | Modified | Original | Modified |
| 50                                     | 0.04                       | 0.04     | 0.01     | 0.01     |
| 75                                     | 0.21                       | 0.24     | 0.07     | 0.18     |
| 90                                     | 0.55                       | 0.81     | 0.24     | 0.44     |
| 95                                     | 1.06                       | 1.54     | 0.86     | 0.89     |
| 98                                     | 1.85                       | 2.36     | 1.29     | 2.90     |
| maximum                                | 14.29                      | 19.35    | 1.29     | 2.90     |

Table 12. Predicted Number of Key Blocks per Unit Length (km) along Emplacement Drift, Static Condition with Modified Terzaghi Correction (Attachment I, files *tpmn 75 Terzaghi res v1.xls* and *tpll 75 Terzaghi res v1.xls*)

| Lithologic Unit | Terzaghi Correction Factor |          |
|-----------------|----------------------------|----------|
|                 | Original                   | Modified |
| Tptpmn          | 50                         | 33       |
| Tptpll          | 2                          | 4        |

## **7. REFERENCES**

### **7.1 DOCUMENTS CITED**

BSC (Bechtel SAIC Company, LLC) 2001a. *Technical Work Plan for EBS Department Modeling FY 01 Work Activities*. TWP-MGR-MD-000015 REV 00. Las Vegas, Nevada: Bechtel SAIC Company. ACC: MOL.20010924.0050.

BSC 2001b. *Drift Degradation Analysis*. ANL-EBS-MD-000027 REV 01 ICN 01. Las Vegas, Nevada: Bechtel SAIC Company. ACC: MOL.20011029.0311.

BSC 2001c. *Subsurface Facility System Description Document*. SDD-SFS-SE-000001 REV 01 ICN 01. Las Vegas, Nevada: Bechtel SAIC Company. ACC: MOL.20010927.0073.

CRWMS M&O 2000a. *Software Code: DRKBA*. V3.3. PC. 10071-3.3-00.

CRWMS M&O 2000b. *Fracture Geometry Analysis for the Stratigraphic Units of the Repository Host Horizon*. ANL-EBS-GE-000006 REV 00. Las Vegas, Nevada: CRWMS M&O. ACC: MOL.20000918.0286.

### **7.2 SOURCE DATA, LISTED BY DATA TRACKING NUMBER**

MO0109RDDAAMRR.003. Results from Drift Degradation Analysis. Submittal date: 09/24/2001. Submit to RPC URN-0949

### **7.3 PROCEDURES**

AP-3.12Q, Revision 0, ICN 4. *Calculations*. Washington, D.C.: U.S. Department of Energy, Office of Civilian Radioactive Waste Management. ACC: MOL.20010404.0008.

AP-SI.1Q, Revision 3, ICN 2, ECN 1. *Software Management*. Washington, D.C.: U.S. Department of Energy, Office of Civilian Radioactive Waste Management. ACC: MOL.20011030.0598.

### **7.4 OUTPUT DATA, LISTED BY DATA TRACKING NUMBER**

MO0110RPCRFCDD.001. Results from Supporting Rock Fall Calculation for Drift Degradation: Quantification of Uncertainties. Submittal date: 10/10/2001.

## **8. ATTACHMENTS**

ATTACHMENT I – Drift Degradation Calculation Computer Files  
(One CD-ROM is a part of this attachment)

Pages I-1 to I-13



**ATTACHMENT I**

**DRIFT DEGRADATION CALCULATION COMPUTER FILES**

## DRIFT DEGRADATION CALCULATION COMPUTER FILES

This attachment provides a list of computer files for the drift degradation calculation. The computer files are contained on a CD-ROM included with this attachment. The CD-ROM includes 47 folders, 239 files, with a total file size of 66.7 MB. In accordance with the technical work plan (BSC 2001a, Section 10), the properties inherent in the CD-ROM (i.e., read-only) provide adequate control to protect the data files and ensure the data are readily retrievable. Complete file information, including file names, file dates and times, and file sizes, is provided in Table I-1.

The list of computer files is separated into three main directories on the CD-ROM included in this attachment:

- *Fracture Size* — includes all computer files used in the calculation of the sensitivity of the size of the joint plane in the DRKBA rock fall model.
- *Monte Carlo Simulations* — includes all computer files used in the calculation of the sensitivity of the number of Monte Carlo simulations.
- *Terzaghi Correction* — includes all computer files used in the calculation of the sensitivity of the Terzaghi correction factor applied to the spacing of subhorizontal joints.

Each of the three main directories listed above contains two sub-directories, one for calculation files, and one for DRKBA input and output files. All calculation files were created using *Excel 97 SR-2* (see Section 4.2) and have the file name extension, *.xls*. All DRKBA input and output files (extensions *.exc*, *.mkg*, *.den*, *.prb*, *.ana*, *.bsd*, and *.kbo*) are ASCII text files and can be accessed using any suitable text editor. A brief description of each file is provided in Table I-1.

Table I-1. Drift Degradation Calculation Computer File Information

| Main Directory | Sub-Directory          | File Name                                 | File Size | File Date and Time | Brief Description  |
|----------------|------------------------|---|-----------|--------------------|--|
| Fracture Size  | Calculation Files      | tpll stat 75 trace length res v1.xls      | 5,971KB   | 9/20/01 10:20 AM   | Rock blocks cumulative frequency of occurrence, Tptpll, fracture radius varied     |
|                |                        | tpmn stat 75 trace length res v1.xls      | 5,976KB   | 9/20/01 10:19 AM   | Rock blocks cumulative frequency of occurrence, Tptpmn, fracture radius varied     |
|                |                        | Tptpll with various radius multiplier.xls | 95KB      | 3/21/01 9:51 AM    | Calculation of beta distribution parameters for various radius multipliers, Tptpll |
|                |                        | Tptpmn with various radius multiplier.xls | 94KB      | 3/21/01 9:45 AM    | Calculation of beta distribution parameters for various radius multipliers, Tptpmn |
|                |                        | e55075.exc                                | 1KB       | 12/1/98 4:42 PM    | Tptpll, M = 1.5, input excavation file   |
|                |                        | G036aa.mkg                                | 1KB       | 12/23/98 3:09 PM   | Tptpll, M = 1.5, input grid file   |
|                |                        | K036aa.ana                                | 2KB       | 8/2/99 2:25 PM     | Tptpll, M = 1.5, input summary file  |
|                |                        | K036AA.bsd                                | 554KB     | 3/21/01 1:54 PM    | Tptpll, M = 1.5, output file for block size distribution                           |
|                |                        | K036AA.kbo                                | 2KB       | 3/21/01 1:54 PM    | Tptpll, M = 1.5, output file for key block information                             |
|                |                        | TplIAA.den                                | 1KB       | 12/9/98 2:39 PM    | Tptpll, M = 1.5, input density file  |
|                | DRKBA Inputs & Outputs | Tpllaa.prb                                | 2KB       | 3/21/01 9:54 AM    | Tptpll, M = 1.5, input joint data file   |
|                |                        | e55075.exc                                | 1KB       | 12/1/98 4:42 PM    | Tptpll, M = 1.0, input excavation file   |
|                |                        | G036aa.mkg                                | 1KB       | 12/23/98 3:09 PM   | Tptpll, M = 1.0, input grid file   |
|                |                        | K036aa.ana                                | 2KB       | 8/2/99 2:25 PM     | Tptpll, M = 1.0, input summary file  |
|                |                        | K036AA.bsd                                | 554KB     | 9/28/00 5:31 AM    | Tptpll, M = 1.0, output file for block size distribution                           |
|                |                        | K036AA.kbo                                | 1KB       | 9/28/00 5:31 AM    | Tptpll, M = 1.0, output file for key block information                             |
|                |                        | TplIAA.den                                | 1KB       | 12/9/98 2:39 PM    | Tptpll, M = 1.0, input density file  |
|                |                        | Tpllaa.prb                                | 2KB       | 9/27/00 3:41 PM    | Tptpll, M = 1.0, input joint data file   |
|                |                        | e55075.exc                                | 1KB       | 12/1/98 4:42 PM    | Tptpll, M = 2.5, input excavation file   |
|                |                        | G036aa.mkg                                | 1KB       | 12/23/98 3:09 PM   | Tptpll, M = 2.5, input grid file   |
|                |                        | K036aa.ana                                | 2KB       | 8/2/99 2:25 PM     | Tptpll, M = 2.5, input summary file  |
|                | 2p5tl                  | K036AA.bsd                                | 554KB     | 3/21/01 3:31 PM    | Tptpll, M = 2.5, output file for block size distribution                           |

Table I-1. Drift Degradation Calculation Computer File Information (Continued)

| Main Directory | Sub-Directory |            | File Name  | File Size        | File Date and Time                                      | Brief Description  |
|----------------|---------------|------------|------------|------------------|---|--|
| Fracture Size  | p1l-stat      | 2p5tl      | K036AA.kbo | 5KB              | 3/21/01 3:31 PM   | Tptpl, M = 2.5, output file for key block information    |
|                |               |            | Tp1lAA.den | 1KB              | 12/9/98 2:39 PM   | Tptpl, M = 2.5, input density file                       |
|                |               | 2tl        | Tp1laa.prb | 2KB              | 3/21/01 9:56 AM   | Tptpl, M = 2.5, input joint data file                    |
|                |               |            | e55075.exc | 1KB              | 12/1/98 4:42 PM   | Tptpl, M = 2.0, input excavation file                    |
|                |               |            | G036aa.mkg | 1KB              | 12/23/98 3:09 PM  | Tptpl, M = 2.0, input grid file                          |
|                |               |            | K036aa.ana | 2KB              | 8/2/99 2:25 PM  | Tptpl, M = 2.0, input summary file                       |
|                |               |            | K036AA.bsd | 554KB            | 8/21/99 8:50 AM   | Tptpl, M = 2.0, output file for block size distribution  |
|                |               |            | K036AA.kbo | 3KB              | 8/21/99 8:50 AM   | Tptpl, M = 2.0, output file for key block information    |
|                |               |            | Tp1lAA.den | 1KB              | 12/9/98 2:39 PM   | Tptpl, M = 2.0, input density file                       |
|                |               |            | Tp1laa.prb | 2KB              | 8/19/99 5:42 PM   | Tptpl, M = 2.0, input joint data file                    |
|                | 3tl           | e55075.exc | 1KB        | 12/1/98 4:42 PM  | Tptpl, M = 3.0, input excavation file                   |  |
|                |               | G036aa.mkg | 1KB        | 12/23/98 3:09 PM | Tptpl, M = 3.0, input grid file                         |  |
|                |               | K036aa.ana | 2KB        | 8/2/99 2:25 PM   | Tptpl, M = 3.0, input summary file                      |  |
|                |               | K036AA.bsd | 554KB      | 9/29/00 4:47 AM  | Tptpl, M = 3.0, output file for block size distribution |  |
|                |               | K036AA.kbo | 6KB        | 9/29/00 4:47 AM  | Tptpl, M = 3.0, output file for key block information   |  |
|                |               | Tp1lAA.den | 1KB        | 12/9/98 2:39 PM  | Tptpl, M = 3.0, input density file                      |  |
|                | p1l-stat      | 1p5tl      | Tp1laa.prb | 2KB              | 9/27/00 3:42 PM   | Tptpl, M = 3.0, input joint data file                    |
|                |               |            | e55075.exc | 1KB              | 12/1/98 4:42 PM   | Tptpmn, M = 1.5, input excavation file                   |
|                |               |            | G022aa.mkg | 1KB              | 12/23/98 3:06 PM  | Tptpmn, M = 1.5, input grid file                         |
|                |               |            | K022aa.ana | 2KB              | 3/21/01 10:13 AM  | Tptpmn, M = 1.5, input summary file                      |
|                |               |            | K022AA.bsd | 554KB            | 3/21/01 8:10 PM   | Tptpmn, M = 1.5, output file for block size distribution |
|                |               |            | K022AA.kbo | 11KB             | 3/21/01 8:05 PM   | Tptpmn, M = 1.5, output file for key block information   |
|                |               |            | TpmnAA.den | 1KB              | 12/9/98 2:39 PM   | Tptpmn, M = 1.5, input density file                      |
|                |               |            | Tpmnaa.prb | 2KB              | 3/21/01 10:04 AM  | Tptpmn, M = 1.5, input joint data file                   |

Table I-1. Drift Degradation Calculation Computer File Information (Continued)

| Main Directory | Sub-Directory          | File Name | File Size | File Date and Time | Brief Description |
|----------------|------------------------|-----------|-----------|--------------------|-------------------|
| Fracture Size  | DRKBA Inputs & Outputs | pmn-stat  |           |                    |                   |
|                |                        |           |           |                    |                   |
|                |                        |           |           |                    |                   |
|                |                        |           |           |                    |                   |
|                |                        |           |           |                    |                   |
|                |                        |           |           |                    |                   |
|                |                        |           |           |                    |                   |
|                |                        |           |           |                    |                   |
|                |                        |           |           |                    |                   |
|                |                        |           |           |                    |                   |
|                |                        |           |           |                    |                   |
|                |                        |           |           |                    |                   |
|                |                        |           |           |                    |                   |
|                |                        |           |           |                    |                   |
|                |                        |           |           |                    |                   |
|                |                        |           |           |                    |                   |
|                |                        |           |           |                    |                   |
|                |                        |           |           |                    |                   |
|                |                        |           |           |                    |                   |
|                |                        |           |           |                    |                   |
|                |                        |           |           |                    |                   |

Table I-1. Drift Degradation Calculation Computer File Information (Continued)

| Main Directory         | Sub-Directory          |          | File Name | File Size                           | File Date and Time | Brief Description |  |
|------------------------|------------------------|----------|-----------|-------------------------------------|--------------------|-------------------|--|
| Fracture Size          | DRKBA Inputs & Outputs | pmn-stat | 3tl       |                                     |                    |                   |  |
|                        |                        |          |           |                                     |                    |                   |  |
|                        |                        |          |           |                                     |                    |                   |  |
| Monte Carlo Simulation | Calculation Files      |          |           | K022AA.kbo                          | 243KB              | 3/22/01 10:49 AM  | Ttpmnn, M = 3.0, output file for key block information                                 |
|                        |                        |          |           | TpmnAA.den                          | 1KB                | 12/9/98 2:39 PM   | Ttpmnn, M = 3.0, input density file  |
|                        |                        |          |           | Tpmnaa.prb                          | 2KB                | 9/27/00 3:10 PM   | Ttpmnn, M = 3.0, input joint data file   |
|                        |                        |          |           | mcs sensitivity study Ttppll v1.xls | 5,933KB            | 9/20/01 10:25 AM  | Rock blocks cumulative frequency of occurrence, Ttpul, Monte Carlo simulations varied  |
|                        |                        |          |           | mcs sensitivity study Ttppln v1.xls | 6,314KB            | 9/20/01 10:26 AM  | Rock blocks cumulative frequency of occurrence, Ttpmnn, Monte Carlo simulations varied |
|                        |                        |          |           | mcs sensitivity study Ttpmnn v1.xls | 5,958KB            | 9/20/01 10:24 AM  | Rock blocks cumulative frequency of occurrence, Ttppll, Monte Carlo simulations varied |
|                        |                        |          |           | mcs sensitivity study Ttpul v1.xls  | 5,931KB            | 9/20/01 10:23 AM  | Rock blocks cumulative frequency of occurrence, Ttppln, Monte Carlo simulations varied |
|                        | mcs100                 |          |           | e55075.exc                          | 1KB                | 12/1/98 4:42 PM   | Ttpul, 100 simulations, input excavation file  |
|                        |                        |          |           | G008aa.mkg                          | 1KB                | 12/23/98 3:01 PM  | Ttpul, 100 simulations, input grid file  |
|                        |                        |          |           | K008aa.ana                          | 2KB                | 3/12/01 6:11 PM   | Ttpul, 100 simulations, input summary file   |
|                        |                        |          |           | K008AA.bsd                          | 552KB              | 3/12/01 7:06 PM   | Ttpul, 100 simulations, output file for block size distribution                        |
|                        |                        |          |           | K008AA.kbo                          | 5KB                | 9/20/01 4:19 PM   | Ttpul, 100 simulations, output file for key block information                          |
|                        |                        |          |           | TpulAA.den                          | 1KB                | 12/9/98 2:39 PM   | Ttpul, 100 simulations, input density file   |
|                        |                        |          |           | Tpulaa.prb                          | 2KB                | 9/3/99 8:59 AM    | Ttpul, 100 simulations, input joint data file  |
|                        |                        |          |           | e55075.exc                          | 1KB                | 12/1/98 4:42 PM   | Ttpul, 200 simulations, input excavation file  |
|                        | mcs200                 |          |           | G008aa.mkg                          | 1KB                | 12/23/98 3:01 PM  | Ttpul, 200 simulations, input grid file  |
|                        |                        |          |           | K008aa.ana                          | 2KB                | 3/12/01 6:11 PM   | Ttpul, 200 simulations, input summary file   |
|                        |                        |          |           | K008AA.bsd                          | 553KB              | 3/12/01 8:18 PM   | Ttpul, 200 simulations, output file for block size distribution                        |
|                        |                        |          |           | K008AA.kbo                          | 10KB               | 3/12/01 8:17 PM   | Ttpul, 200 simulations, output file for key block information                          |

Table I-1. Drift Degradation Calculation Computer File Information (Continued)

| Main Directory         | Sub-Directory          |            | File Name       | File Size   | File Date and Time  | Brief Description   |
|------------------------|------------------------|------------|-----------------|---|---|---|
| Monte Carlo Simulation | DRKBA Inputs & Outputs | mcs200     | TpulaA.den      | 1KB   | 12/9/98 2:39 PM   | Ttpul, 200 simulations, input density file                      |
|                        |                        |            | Tpulaa.prb      | 2KB   | 9/3/99 8:59 AM  | Ttpul, 200 simulations, input joint data file                   |
|                        |                        | mcs400     | e55075.exc      | 1KB   | 12/1/98 4:42 PM   | Ttpul, 400 simulations, input excavation file                   |
|                        |                        |            | G008aa.mkg      | 1KB   | 12/23/98 3:01 PM  | Ttpul, 400 simulations, input grid file                         |
|                        |                        |            | K008aa.ana      | 2KB   | 9/3/99 9:25 AM  | Ttpul, 400 simulations, input summary file                      |
|                        |                        |            | K008AA.bsd      | 554KB   | 9/5/99 3:05 AM  | Ttpul, 400 simulations, output file for block size distribution |
|                        |                        |            | K008AA.kbo      | 15KB  | 9/5/99 3:05 AM  | Ttpul, 400 simulations, output file for key block information   |
|                        |                        |            | TpulaA.den      | 1KB   | 12/9/98 2:39 PM   | Ttpul, 400 simulations, input density file                      |
|                        |                        | Tpulaa.prb | 2KB             | 9/3/99 8:59 AM  | Ttpul, 400 simulations, input joint data file                   |   |
|                        |                        | mcs600     | e55075.exc      | 1KB   | 12/1/98 4:42 PM   | Ttpul, 600 simulations, input excavation file                   |
|                        | G008aa.mkg             |            | 1KB             | 12/23/98 3:01 PM  | Ttpul, 600 simulations, input grid file                         |   |
|                        | K008aa.ana             |            | 2KB             | 3/12/01 6:11 PM   | Ttpul, 600 simulations, input summary file                      |   |
|                        | K008AA.bsd             |            | 555KB           | 3/12/01 11:49 PM  | Ttpul, 600 simulations, output file for block size distribution |   |
|                        | k008aa                 | mcs800     | K008AA.kbo      | 21KB  | 3/12/01 11:49 PM  | Ttpul, 600 simulations, output file for key block information   |
|                        |                        |            | TpulaA.den      | 1KB   | 12/9/98 2:39 PM   | Ttpul, 600 simulations, input density file                      |
|                        |                        | Tpulaa.prb | 2KB             | 9/3/99 8:59 AM  | Ttpul, 600 simulations, input joint data file                   |   |
|                        |                        | e55075.exc | 1KB             | 12/1/98 4:42 PM   | Ttpul, 800 simulations, input excavation file                   |   |
|                        |                        | G008aa.mkg | 1KB             | 12/23/98 3:01 PM  | Ttpul, 800 simulations, input grid file                         |   |
|                        |                        | K008aa.ana | 2KB             | 3/12/01 6:11 PM   | Ttpul, 800 simulations, input summary file                      |   |
|                        |                        | K008AA.bsd | 557KB           | 3/13/01 4:32 AM   | Ttpul, 800 simulations, output file for block size distribution |   |
| K008AA.kbo             |                        | 27KB       | 3/13/01 4:31 AM | Ttpul, 800 simulations, output file for key block information |   |   |
| k022aa                 |                        | mcs100     | TpulaA.den      | 1KB   | 12/9/98 2:39 PM   | Ttpul, 800 simulations, input density file                      |
|                        |                        |            | Tpulaa.prb      | 2KB   | 9/3/99 8:59 AM  | Ttpul, 800 simulations, input joint data file                   |
|                        | e55075.exc             |            | 1KB             | 12/1/98 5:42 PM   | Ttpmnn, 100 simulations, input excavation file                  |   |
|                        | G022aa.mkg             |            | 1KB             | 12/23/98 4:06 PM  | Ttpmnn, 100 simulations, input grid file                        |   |
|                        |                        |            | K022aa.ana      | 2KB   | 9/14/99 10:04 AM  | Ttpmnn, 100 simulations, input summary file                     |

Table I-1. Drift Degradation Calculation Computer File Information (Continued)

| Main Directory         | Sub-Directory          | File Name | File Size  | File Date and Time | Brief Description  |
|------------------------|------------------------|-----------|------------|--------------------|--|
| Monte Carlo Simulation | DRKBA Inputs & Outputs | mcs100    | K022AA.bsd | 9/14/99 1:19 PM    | Tptpmn, 100 simulations, output file for block size distribution |
|                        |                        |           | K022AA.kbo | 9/14/99 1:19 PM    | Tptpmn, 100 simulations, output file for key block information   |
|                        |                        | mcs200    | TpmnAA.den | 12/9/98 3:39 PM    | Tptpmn, 100 simulations, input density file                      |
|                        |                        |           | TpmnAA.prb | 8/31/99 6:17 PM    | Tptpmn, 100 simulations, input joint data file                   |
|                        |                        | mcs400    | e55075.exc | 12/1/98 4:42 PM    | Tptpmn, 200 simulations, input excavation file                   |
|                        |                        |           | G022aa.mkg | 12/23/98 3:06 PM   | Tptpmn, 200 simulations, input grid file                         |
|                        |                        |           | K022aa.ana | 9/2/99 8:45 AM     | Tptpmn, 200 simulations, input summary file                      |
|                        |                        |           | K022AA.bsd | 9/3/99 12:05 AM    | Tptpmn, 200 simulations, output file for block size distribution |
|                        |                        |           | K022AA.kbo | 9/3/99 12:05 AM    | Tptpmn, 200 simulations, output file for key block information   |
|                        |                        |           | TpmnAA.den | 12/9/98 2:39 PM    | Tptpmn, 200 simulations, input density file                      |
|                        |                        |           | TpmnAA.prb | 8/31/99 5:17 PM    | Tptpmn, 200 simulations, input joint data file                   |
|                        |                        |           | e55075.exc | 12/1/98 5:42 PM    | Tptpmn, 400 simulations, input excavation file                   |
|                        |                        |           | G022aa.mkg | 12/23/98 4:06 PM   | Tptpmn, 400 simulations, input grid file                         |
|                        |                        |           | K022aa.ana | 9/15/99 9:31 AM    | Tptpmn, 400 simulations, input summary file                      |
|                        |                        | mcs600    | K022AA.bsd | 3/14/01 9:00 PM    | Tptpmn, 400 simulations, output file for block size distribution |
|                        |                        |           | K022AA.kbo | 3/14/01 8:56 PM    | Tptpmn, 400 simulations, output file for key block information   |
|                        |                        |           | TpmnAA.den | 12/9/98 3:39 PM    | Tptpmn, 400 simulations, input density file                      |
|                        |                        |           | TpmnAA.prb | 8/31/99 6:17 PM    | Tptpmn, 400 simulations, input joint data file                   |
|                        |                        |           | e55075.exc | 12/1/98 4:42 PM    | Tptpmn, 600 simulations, input excavation file                   |
|                        |                        |           | G022aa.mkg | 12/23/98 3:06 PM   | Tptpmn, 600 simulations, input grid file                         |
|                        |                        |           | K022aa.ana | 3/12/01 6:12 PM    | Tptpmn, 600 simulations, input summary file                      |
|                        |                        |           | K022AA.bsd | 3/13/01 11:33 AM   | Tptpmn, 600 simulations, output file for block size distribution |
|                        |                        |           | K022AA.kbo | 3/13/01 11:33 AM   | Tptpmn, 600 simulations, output file for key block information   |
|                        |                        |           | TpmnAA.den | 12/9/98 2:39 PM    | Tptpmn, 600 simulations, input density file                      |
|                        |                        |           | TpmnAA.prb | 8/31/99 5:17 PM    | Tptpmn, 600 simulations, input joint data file                   |



Table I-1. Drift Degradation Calculation Computer File Information (Continued)

| Main Directory         | Sub-Directory | File Name | File Size  | File Date and Time | Brief Description  |
|------------------------|---------------|-----------|------------|--------------------|--|
| Monte Carlo Simulation | k022aa        | mcs800    | e55075.exc | 12/1/98 4:42 PM    | Tptpmn, 800 simulations, input excavation file                   |
|                        |               |           | G022aa.mkg | 12/23/98 3:06 PM   | Tptpmn, 800 simulations, input grid file                         |
|                        |               |           | K022aa.ana | 3/12/01 6:13 PM    | Tptpmn, 800 simulations, input summary file                      |
|                        |               |           | K022AA.bsd | 3/13/01 8:52 AM    | Tptpmn, 800 simulations, output file for block size distribution |
|                        |               |           | K022AA.kbo | 3/13/01 8:47 AM    | Tptpmn, 800 simulations, output file for key block information   |
|                        |               |           | TpmnAA.den | 12/9/98 2:39 PM    | Tptpmn, 800 simulations, input density file                      |
|                        |               |           | Tpmnaa.prb | 8/31/99 5:17 PM    | Tptpmn, 800 simulations, input joint data file                   |
|                        |               |           | e55075.exc | 12/1/98 4:42 PM    | Tptpll, 100 simulations, input excavation file                   |
|                        | k036aa        | mcs100    | G036aa.mkg | 12/23/98 3:09 PM   | Tptpll, 100 simulations, input grid file                         |
|                        |               |           | K036aa.ana | 3/12/01 6:13 PM    | Tptpll, 100 simulations, input summary file                      |
|                        |               |           | K036AA.bsd | 3/13/01 9:17 PM    | Tptpll, 100 simulations, output file for block size distribution |
|                        |               |           | K036AA.kbo | 3/13/01 9:13 PM    | Tptpll, 100 simulations, output file for key block information   |
|                        |               |           | TpllAA.den | 12/9/98 2:39 PM    | Tptpll, 100 simulations, input density file                      |
|                        |               |           | Tpllaa.prb | 8/19/99 5:42 PM    | Tptpll, 100 simulations, input joint data file                   |
|                        |               |           | e55075.exc | 12/1/98 4:42 PM    | Tptpll, 200 simulations, input excavation file                   |
|                        |               |           | G036aa.mkg | 12/23/98 3:09 PM   | Tptpll, 200 simulations, input grid file                         |
|                        |               |           | K036aa.ana | 3/12/01 6:13 PM    | Tptpll, 200 simulations, input summary file                      |
|                        |               |           | K036AA.bsd | 3/13/01 10:08 PM   | Tptpll, 200 simulations, output file for block size distribution |
|                        |               |           | K036AA.kbo | 3/13/01 9:57 PM    | Tptpll, 200 simulations, output file for key block information   |
|                        |               |           | TpllAA.den | 12/9/98 2:39 PM    | Tptpll, 200 simulations, input density file                      |
|                        |               |           | Tpllaa.prb | 8/19/99 5:42 PM    | Tptpll, 200 simulations, input joint data file                   |
|                        |               |           | e55075.exc | 12/1/98 4:42 PM    | Tptpll, 400 simulations, input excavation file                   |
|                        |               |           | G036aa.mkg | 12/23/98 3:09 PM   | Tptpll, 400 simulations, input grid file                         |
|                        |               |           | K036aa.ana | 8/2/99 2:25 PM     | Tptpll, 400 simulations, input summary file                      |
|                        |               |           | K036AA.bsd | 8/21/99 8:50 AM    | Tptpll, 400 simulations, output file for block size distribution |

Table I-1. Drift Degradation Calculation Computer File Information (Continued)

| Main Directory         | Sub-Directory |                  | File Name  | File Size  | File Date and Time   | Brief Description   |   |   |
|------------------------|---------------|------------------|------------|------------|--|---|---|---|
| Monte Carlo Simulation | k036aa        | mcs400           | K036AA.kbo | 3KB        | 8/21/99 8:50 AM  | Tptpl, 400 simulations, output file for key block information   |   |   |
|                        |               |                  | TplIAA.den | 1KB        | 12/9/98 2:39 PM  | Tptpl, 400 simulations, input density file                      |   |   |
|                        |               | mcs600           |            | Tpllaa.prb | 2KB  | 8/19/99 5:42 PM   | Tptpl, 400 simulations, input joint data file                   |   |
|                        |               |                  |            | e55075.exc | 1KB  | 12/1/98 4:42 PM   | Tptpl, 600 simulations, input excavation file                   |   |
|                        |               |                  |            | G036aa.mkg | 1KB  | 12/23/98 3:09 PM  | Tptpl, 600 simulations, input grid file                         |   |
|                        |               |                  |            | K036aa.ana | 2KB  | 3/12/01 6:14 PM   | Tptpl, 600 simulations, input summary file                      |   |
|                        |               |                  |            | K036AA.bsd | 555KB  | 3/14/01 12:40 AM  | Tptpl, 600 simulations, output file for block size distribution |   |
|                        |               |                  |            | K036AA.kbo | 4KB  | 3/14/01 12:37 AM  | Tptpl, 600 simulations, output file for key block information   |   |
|                        |               |                  |            | TplIAA.den | 1KB  | 12/9/98 2:39 PM   | Tptpl, 600 simulations, input density file                      |   |
|                        |               |                  |            | Tpllaa.prb | 2KB  | 8/19/99 5:42 PM   | Tptpl, 600 simulations, input joint data file                   |   |
|                        | mcs800        |                  | e55075.exc | 1KB        | 12/1/98 4:42 PM  | Tptpl, 800 simulations, input excavation file                   |   |   |
|                        |               |                  | G036aa.mkg | 1KB        | 12/23/98 3:09 PM   | Tptpl, 800 simulations, input grid file                         |   |   |
|                        |               |                  | K036aa.ana | 2KB        | 3/12/01 6:14 PM  | Tptpl, 800 simulations, input summary file                      |   |   |
|                        |               |                  | K036AA.bsd | 557KB      | 3/14/01 4:03 AM  | Tptpl, 800 simulations, output file for block size distribution |   |   |
|                        |               |                  | K036AA.kbo | 5KB        | 3/14/01 4:02 AM  | Tptpl, 800 simulations, output file for key block information   |   |   |
|                        |               |                  | TplIAA.den | 1KB        | 12/9/98 2:39 PM  | Tptpl, 800 simulations, input density file                      |   |   |
|                        |               |                  | Tpllaa.prb | 2KB        | 8/19/99 5:42 PM  | Tptpl, 800 simulations, input joint data file                   |   |   |
|                        |               |                  | e55075.exc | 1KB        | 12/1/98 4:42 PM  | Tptpln, 100 simulations, input excavation file                  |   |   |
|                        |               |                  | mcs100     | k050aa     | G050aa.mkg   | 1KB   | 12/23/98 3:13 PM  | Tptpln, 100 simulations, input grid file    |
|                        |               |                  |            |            | K050aa.ana   | 2KB   | 3/12/01 6:14 PM   | Tptpln, 100 simulations, input summary file |
| K050AA.bsd             | 552KB         | 3/14/01 4:40 AM  |            |            | Tptpln, 100 simulations, output file for block size distribution |   |   |   |
| K050AA.kbo             | 3KB           | 3/14/01 4:37 AM  |            |            | Tptpln, 100 simulations, output file for key block information   |   |   |   |
| TplnAA.den             | 1KB           | 12/1/98 4:36 PM  |            |            | Tptpln, 100 simulations, input density file                      |   |   |   |
| Tplnaa.prb             | 2KB           | 8/17/00 8:30 AM  |            |            | Tptpln, 100 simulations, input joint data file                   |   |   |   |
| e55075.exc             | 1KB           | 12/1/98 4:42 PM  |            |            | Tptpln, 200 simulations, input excavation file                   |   |   |   |
| G050aa.mkg             | 1KB           | 12/23/98 3:13 PM |            |            | Tptpln, 200 simulations, input grid file                         |   |   |   |
| mcs200                 |               |                  |            |            |  |   |   |   |
|                        |               |                  |            |            |  |   |   |   |

Table I-1. Drift Degradation Calculation Computer File Information (Continued)

| Main Directory         | Sub-Directory | File Name | File Size  | File Date and Time | Brief Description  |
|------------------------|---------------|-----------|------------|--------------------|--|
| Monte Carlo Simulation | k050aa        | mcs200    | K050aa.ana | 3/12/01 6:15 PM    | Tptpln, 200 simulations, input summary file                      |
|                        |               |           | K050AA.bsd | 3/14/01 5:55 AM    | Tptpln, 200 simulations, output file for block size distribution |
|                        |               |           | K050AA.kbo | 3/14/01 5:54 AM    | Tptpln, 200 simulations, output file for key block information   |
|                        |               | mcs400    | TplnAA.den | 12/1/98 4:36 PM    | Tptpln, 200 simulations, input density file                      |
|                        |               |           | Tplnaa.prb | 8/17/00 8:30 AM    | Tptpln, 200 simulations, input joint data file                   |
|                        |               |           | e55075.exc | 12/1/98 4:42 PM    | Tptpln, 400 simulations, input excavation file                   |
|                        |               |           | G050aa.mkg | 12/23/98 3:13 PM   | Tptpln, 400 simulations, input grid file                         |
|                        |               |           | K050aa.ana | 9/10/99 1:59 PM    | Tptpln, 400 simulations, input summary file                      |
|                        |               |           | K050AA.bsd | 8/23/00 7:32 PM    | Tptpln, 400 simulations, output file for block size distribution |
|                        |               |           | K050AA.kbo | 8/23/00 7:32 PM    | Tptpln, 400 simulations, output file for key block information   |
|                        |               | mcs600    | TplnAA.den | 12/1/98 4:36 PM    | Tptpln, 400 simulations, input density file                      |
|                        |               |           | Tplnaa.prb | 8/17/00 8:30 AM    | Tptpln, 400 simulations, input joint data file                   |
|                        |               |           | e55075.exc | 12/1/98 4:42 PM    | Tptpln, 600 simulations, input excavation file                   |
| DRKBA Inputs & Outputs | k050aa        | mcs600    | G050aa.mkg | 12/23/98 3:13 PM   | Tptpln, 600 simulations, input grid file                         |
|                        |               |           | K050aa.ana | 3/12/01 6:15 PM    | Tptpln, 600 simulations, input summary file                      |
|                        |               |           | K050AA.bsd | 3/14/01 9:34 AM    | Tptpln, 600 simulations, output file for block size distribution |
|                        |               | mcs800    | K050AA.kbo | 3/14/01 9:31 AM    | Tptpln, 600 simulations, output file for key block information   |
|                        |               |           | TplnAA.den | 12/1/98 4:36 PM    | Tptpln, 600 simulations, input density file                      |
|                        |               |           | Tplnaa.prb | 8/17/00 8:30 AM    | Tptpln, 600 simulations, input joint data file                   |
|                        |               |           | e55075.exc | 12/1/98 4:42 PM    | Tptpln, 800 simulations, input excavation file                   |
|                        |               | mcs800    | G050aa.mkg | 12/23/98 3:13 PM   | Tptpln, 800 simulations, input grid file                         |
|                        |               |           | K050aa.ana | 3/12/01 6:15 PM    | Tptpln, 800 simulations, input summary file                      |
|                        |               |           | K050AA.bsd | 3/14/01 2:25 PM    | Tptpln, 800 simulations, output file for block size distribution |
|                        |               |           | K050AA.kbo | 3/14/01 2:22 PM    | Tptpln, 800 simulations, output file for key block information   |
|                        |               |           | TplnAA.den | 12/1/98 4:36 PM    | Tptpln, 800 simulations, input density file                      |
|                        |               |           | Tplnaa.prb | 8/17/00 8:30 AM    | Tptpln, 800 simulations, input joint data file                   |
|                        |               |           |            |                    |  |

Table I-1. Drift Degradation Calculation Computer File Information (Continued)

| Main Directory      | Sub-Directory          | File Name                                  | File Size | File Date and Time | Brief Description   |
|---------------------|------------------------|--|-----------|--------------------|---|
| Terzaghi Correction | Calculation Files      | Correction Factor Comparison.xls           | 1,062KB   | 3/20/01 11:14 AM   | Comparison of original Terzaghi correction factors for Joint Set 1 (vertical) and the subhorizontal joint set |
|                     |                        | New_Beta_Tptpll V1 - modified Terzaghi.xls | 239KB     | 3/20/01 4:31 PM    | Calculation of beta distribution parameters for modified Terzaghi correction, Tptpll                          |
|                     |                        | New_Beta_Tptpmn V1 - modified Terzaghi.xls | 5,028KB   | 3/20/01 4:41 PM    | Calculation of beta distribution parameters for modified Terzaghi correction, Tptpmn                          |
|                     |                        | tpll 75 Terzaghi res V1.xls                | 3,037KB   | 9/20/01 10:32 AM   | Rock blocks cumulative frequency of occurrence, Tptpll, modified Terzaghi correction                          |
|                     |                        | tpmn 75 Terzaghi res V1.xls                | 3,039KB   | 9/20/01 10:31 AM   | Rock blocks cumulative frequency of occurrence, Tptpmn, modified Terzaghi correction                          |
|                     |                        | Tptpll sub H Terzaghi.xls                  | 62KB      | 9/20/01 10:12 AM   | Calculated true spacing distribution with modified Terzaghi correction, Tptpll                                |
|                     |                        | Tptpmn sub H Terzaghi.xls                  | 854KB     | 9/20/01 10:11 AM   | Calculated true spacing distribution with modified Terzaghi correction, Tptpmn                                |
|                     |                        | e55075.exc                                 | 1KB       | 12/1/98 5:42 PM    | Tptpmn, with Terzaghi correction, input excavation file   |
|                     |                        | G022aa.mkg                                 | 1KB       | 12/23/98 4:06 PM   | Tptpmn, with Terzaghi correction, input grid file   |
|                     |                        | K022aa.ana                                 | 2KB       | 9/15/99 9:31 AM    | Tptpmn, with Terzaghi correction, input summary file  |
|                     | DRKBA Inputs & Outputs | K022AA.bsd                                 | 554KB     | 3/22/01 10:11 PM   | Tptpmn, with Terzaghi correction, output file for block size distribution                                     |
|                     |                        | K022AA.kbo                                 | 31KB      | 3/22/01 10:05 PM   | Tptpmn, with Terzaghi correction, output file for key block information                                       |
|                     |                        | TpmnAA.den                                 | 1KB       | 12/9/98 3:39 PM    | Tptpmn, with Terzaghi correction, input density file  |
|                     |                        | Tpmnaa.prb                                 | 2KB       | 3/22/01 2:16 PM    | Tptpmn, with Terzaghi correction, input joint data file   |
|                     |                        | e55075.exc                                 | 1KB       | 12/1/98 4:42 PM    | Tptpll, with Terzaghi correction, input excavation file   |
|                     | k036aa                 | G036aa.mkg                                 | 1KB       | 12/23/98 3:09 PM   | Tptpll, with Terzaghi correction, input grid file   |

Table I-1. Drift Degradation Calculation Computer File Information (Continued)

| Main Directory      | Sub-Directory          | File Name | File Size  | File Date and Time | Brief Description  |
|---------------------|------------------------|-----------|------------|--------------------|--|
| Terzaghi Correction | DRKBA Inputs & Outputs | k036aa    |            |                    |  |
|                     |                        |           | K036aa.ana | 8/2/99 2:25 PM     | Tptpl, with Terzaghi correction, input summary file                      |
|                     |                        |           | K036AA.bsd | 3/21/01 12:11 PM   | Tptpl, with Terzaghi correction, output file for block size distribution |
|                     |                        |           | K036AA.kbo | 3/21/01 12:02 PM   | Tptpl, with Terzaghi correction, output file for key block information   |
|                     |                        |           | TplIAA.den | 12/9/98 2:39 PM    | Tptpl, with Terzaghi correction, input density file                      |
|                     |                        |           | Tpllaa.prb | 3/20/01 4:37 PM    | Tptpl, with Terzaghi correction, input joint data file                   |

**Notes:**

M = joint radius multiplier (i.e., a multiplier of fracture trace lengths supplied from field data).  
 All calculation files were created using *Excel 97 SR-2* (see Section 4.2) and have the file name extension, *.xls*.  
 All DRKBA input and output files (extensions *.exc*, *.mkg*, *.den*, *.prb*, *.ana*, *.bsd*, and *.kbo*) are ASCII text files.