

LA-UR- 00-2318

Approved for public release;  
distribution is unlimited.

*Title:* COMBINING LOCAL SEARCH WITH CO-EVOLUTION IN A  
REMARKABLY SIMPLE WAY

*Author(s):* STEFAN BOETTCHER, EMORY UNIVERSITY  
ALLON G. PERCUS, CIC-3

*Submitted to:* PROCEEDINGS OF THE CONGRESS ON EVOLUTIONARY  
COMPUTATION (CEC2000), LA JOLLA, CA, 16-19 JULY 2000

## Los Alamos

NATIONAL LABORATORY

Los Alamos National Laboratory, an affirmative action/equal opportunity employer, is operated by the University of California for the U.S. Department of Energy under contract W-7405-ENG-36. By acceptance of this article, the publisher recognizes that the U.S. Government retains a nonexclusive, royalty-free license to publish or reproduce the published form of this contribution, or to allow others to do so, for U.S. Government purposes. Los Alamos National Laboratory requests that the publisher identify this article as work performed under the auspices of the U.S. Department of Energy. Los Alamos National Laboratory strongly supports academic freedom and a researcher's right to publish; as an institution, however, the Laboratory does not endorse the viewpoint of a publication or guarantee its technical correctness.

## **DISCLAIMER**

**This report was prepared as an account of work sponsored by an agency of the United States Government. Neither the United States Government nor any agency thereof, nor any of their employees, make any warranty, express or implied, or assumes any legal liability or responsibility for the accuracy, completeness, or usefulness of any information, apparatus, product, or process disclosed, or represents that its use would not infringe privately owned rights. Reference herein to any specific commercial product, process, or service by trade name, trademark, manufacturer, or otherwise does not necessarily constitute or imply its endorsement, recommendation, or favoring by the United States Government or any agency thereof. The views and opinions of authors expressed herein do not necessarily state or reflect those of the United States Government or any agency thereof.**

## **DISCLAIMER**

**Portions of this document may be illegible in electronic image products. Images are produced from the best available original document.**

## Combining Local Search with Co-Evolution in a Remarkably Simple Way

Stefan Boettcher  
Physics Department  
Emory University  
Atlanta, GA 30322  
stb@physics.emory.edu

Allon G. Percus  
MS-B265  
Los Alamos National Laboratory  
Los Alamos, NM 87545  
percus@lanl.gov

**Abstract-** We explore a new general-purpose heuristic for finding high-quality solutions to hard optimization problems. The method, called extremal optimization, is inspired by "self-organized criticality", a concept introduced to describe emergent complexity in physical systems. In contrast to genetic algorithms, which operate on an entire "gene-pool" of possible solutions, extremal optimization successively replaces extremely undesirable elements of a single sub-optimal solution with new, random ones. Large fluctuations, or "avalanches", ensue that efficiently explore many local optima. Drawing upon models used to simulate far-from-equilibrium dynamics, extremal optimization complements heuristics inspired by equilibrium statistical physics, such as simulated annealing. With only one adjustable parameter, its performance has proved competitive with more elaborate methods, especially near phase transitions. Phase transitions are found in many combinatorial optimization problems, and have been conjectured to occur in the region of parameter space containing the hardest instances. We demonstrate how extremal optimization can be implemented for a variety of hard optimization problems. We believe that this will be a useful tool in the investigation of phase transitions in combinatorial optimization, thereby helping to elucidate the origin of computational complexity.

## 1 Emergence of Optimized Configurations

Natural systems are complex structures, and often optimize efficiency in surprisingly sophisticated ways. Biological evolution has resulted in a plethora of interdependent species, collectively competing for resources in such a way that these resources rarely go to waste [Bak96]. Geographic landscapes, in their minute intricacy, can serve a valuable purpose such as efficient drainage of water [Ro97]. Yet in spite of the complexity of the outcome, nature's mechanisms are in general exceedingly simple. Evolution is driven merely by sunlight. Amazing as it may seem from an engineering standpoint, nature employs no form of central organization or intelligent design.

In an effort to understand these self-organizing qualities it is helpful to note, by way of abstraction from the concept of species, a feature common to many natural systems: the presence of a large number of strongly coupled entities with similar properties. At a coarse level, these may be modeled using

a statistical description. One might consider evolution, or the development of landscapes, to be a stochastic process driven by an external force (the sun, flowing water, etc.). The precise elements that appear in nature are subject to the whims of chance, but the coupling of the elements insures that only the well-adapted ones can survive. The phenomenon of flexible adaptation thus emerges naturally, through the dynamics of *adverse* selection. "Good" species are not engineered. "Bad" ones are simply extinguished.

In recent years, statistical physicists have proposed models to describe this phenomenon [PacMB96]. One of the most successful has been the Bak-Sneppen model of biological evolution, based on precisely the extremal principle of eliminating the worst adapted elements in an ecosystem [BakS93, BoePa96]. Like nature's own generic mechanism, it is devoid of any specificity as to the precise interactions between species. Nevertheless, it produces salient nontrivial features of paleontological data such as broadly distributed lifetimes of species, large extinction events, and punctuated equilibrium [GouE77].

In the Bak-Sneppen model, species are located on the sites of a lattice, and have an associated "fitness" value between 0 and 1. At each time step, the one species with the smallest value (poorest degree of adaptation) is selected for a random update, having its fitness replaced by a new value drawn randomly from a flat distribution on [0, 1]. But the change in fitness of one species impacts the fitness of interrelated species. Therefore, not only is the least-fit species updated, but all of the species at its *neighboring* lattice sites have their fitness replaced with new random numbers as well. No explicit definition is ever given of the mechanism by which these neighboring species are related. Yet after a sufficient number of steps, the system reaches a highly correlated state known as self-organized criticality (SOC) [BakTW87]. In that state, almost all species have reached a fitness above a certain threshold. These species possess *punctuated equilibrium*: one's weakened neighbor can undermine one's own fitness. This co-evolutionary activity gives rise to chain reactions called "avalanches", large fluctuations that rearrange major parts of the system, potentially making any configuration accessible.

Although co-evolution does not have optimization as its exclusive goal, it serves as a powerful paradigm. We have used SOC as motivation for a new approach to optimization [BoePe00a]. The heuristic that we have introduced, called Extremal Optimization (EO), follows the spirit of the

Bak-Sneppen model in that it merely replaces the variables with the “worst” values in a solution by random ones, eliminating bad variables without ever explicitly creating good ones. In what follows, we show how this method may be implemented on a number of classic combinatorial optimization problems, and discuss key aspects of its performance.

## 2 Extremal Optimization

Extremal Optimization (EO) is inspired by previous attempts at using physical intuition to optimize. In much the same manner that simulated annealing (SA) [KiGV83] applies equilibrium statistical mechanics to optimization problems, EO opens the door to the systematic application of *non-equilibrium processes*, such as SOC. The result is a general method that appears to be a powerful addition to the canon of meta-heuristics [OK96]. In particular, the large fluctuations in EO provide significant hill-climbing ability, which enables it to perform well at the phase transitions “where the really hard problems are” [CKT91, AI96].

One popular hard optimization problem, to which we have applied EO successfully (see below and [BoePe00a, Boe99]), is the graph bi-partitioning problem (GBP) [GaJ79, KiGV83, JAMS89, MezP87]. In the GBP, we are given a set of  $n$  vertices, where  $n$  is even, and “edges” connecting certain pairs of vertices. The problem is to partition the vertices into two equal subsets, each of size  $n/2$ , with a minimal number of edges cutting across the partition. The size of the configuration space  $\Omega$  grows exponentially with  $n$ ,  $|\Omega| = \binom{n}{n/2}$ , since all unordered divisions of the  $n$  vertices into two equal-sized sets are feasible configurations  $S$ . The cost function  $C(S)$ , called “cutsizes”, counts the number of “bad” edges that cut across the partition. A typical neighborhood  $N(S)$  for a *local search* [AaL97, V98], mapping  $S \rightarrow S' \in N(S) \subset \Omega$ , is a “1-exchange” of one randomly chosen vertex from each subset.

EO performs a search starting from a single configuration  $S \in \Omega$ .  $S$  usually consists of a large number  $n$  of variables  $x_i$ . The cost  $C(S)$  is assumed to consist of the individual cost contributions  $\lambda_i$  for each variable  $x_i$ , which correspond to (the inverse of) the “fitness” values in the Bak-Sneppen model above. Typically,  $\lambda_i$  depends on variable  $x_i$ ’s state in relation to the other variables that it is connected to. Ideally,

$$C(S) = \sum_{i=1}^n \lambda_i. \quad (1)$$

For example, in the GBP the variables  $x_i$  are the vertices, each being assigned to a set “0” or “1”. Each vertex has edges connecting it to a certain number of other vertices. Eq. (1) for the cutsizes  $C(S)$  is satisfied if we attribute to each vertex  $x_i$  a local cost  $\lambda_i = b_i/2$ , where  $b_i$  is the number of “bad” edges, whose cost is equally shared with the vertex on the other end of that edge.

For minimization problems in general, EO proceeds as follows:

1. Initialize a configuration  $S$  at will; set  $S_{\text{best}} = S$ .
2. For the “current” configuration  $S$ ,
  - (a) evaluate  $\lambda_i$  for each variable  $x_i$ ,
  - (b) find  $j$  with  $\lambda_j \geq \lambda_i$  for all  $i$ , i.e.,  $x_j$  has the “worst fitness”,
  - (c) choose at random a  $S' \in N(S)$  such that the “worst”  $x_j$  must change its state,
  - (d) if  $C(S') < C(S_{\text{best}})$  then set  $S_{\text{best}} = S'$ ,
  - (e) accept  $S \rightarrow S'$  always, regardless of whether  $C(S') < C(S)$ .
3. Repeat at step (2) as long as desired.
4. Return  $S_{\text{best}}$  and  $C(S_{\text{best}})$ .

The algorithm operates on a single configuration  $S$  at each step. All variables  $x_i$  in  $S$  have a fitness, of which the “worst” is identified. This *ranking* of the variables according to *individual costs* — unique to EO — provides the only measure of quality for  $S$ . It implies that all other variables are “better” in the current  $S$ . Those “better” variables only possess punctuated equilibrium: their memory gets erased when they happen to be connected to one of the variables forced to change. There is *no parameter to be adjusted*. The memory encapsulated in the ranking alone directs EO into the neighborhood of increasingly better solutions. Furthermore, in the choice of move to  $S'$ , EO gives *no consideration to the move’s outcome*. Large fluctuations in the cost accumulate over many updates [BakS93], with merely the bias *against* “bad” fitnesses guiding EO back towards improved solutions. A typical “run” of this implementation of EO for the GBP on an  $n = 500$  random graph is shown in Fig. 1.

A disadvantage of EO is that a reasonable definition of fitness for individual variables may be ambiguous or even impossible. Also, variables may be sufficiently connected that each update destroys more well-adapted variables than it could ever hope to improve [BoePe00a]. In highly connected systems, EO is slowed down considerably by reevaluating fitnesses [step (2a)]. For many problems, however, these disadvantages do not apply or are surmountable. In particular, problems in the important optimization class MAX-SNP [PapY91] fit naturally into the EO framework. MAX-SNP problems have boolean variables and a collection of bounded-arity boolean terms and we seek an assignment satisfying as many (or as few) terms as possible. Such problems have a natural choice of fitness functions, and typically have low variable connectivity. Indeed, some problems for the class have bounded connectivity in the worst case. MAX-SNP complete problems include MAX-2-SAT, MAX-3-SAT, K-COL, and MAXCUT (similar to the GBP), discussed below.

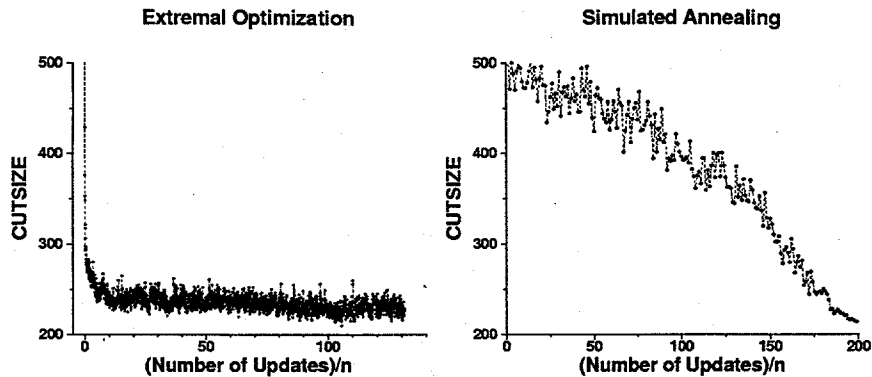


Figure 1: Evolution of the cutsizes  $C(S)$  during a run of (a) Extremal Optimization and (b) Simulated Annealing, for the random graph  $G_{500}$  (size  $n = 500$ , connectivity  $c \approx 5$ ) from [JAMS89]. The best cutsize ever found is 206 (see Fig. 2). Unlike Simulated Annealing, which has large fluctuations in early stages of the run and converges much later, Extremal Optimization quickly approaches a stage where broadly distributed fluctuations allow it to scale barriers and probe many local optima.

### 3 Comparison with other Heuristics

The most apparent distinction between EO and other methods is the need to define local cost contributions for each variable, instead of merely a global cost. EO's capability appears to derive from its direct access to this local information. Superficially, EO's ranking of fitnesses appears to resemble the rankings of candidate moves in some versions of SA [GreeS86, Re93] and in Tabu search [GI86, Re93, AaL97]. But these moves are evaluated by their *anticipated outcome*, while EO's fitnesses reflect the *current* configuration  $S$  without biasing the outcome.

#### 3.1 Simulated Annealing (SA)

SA [KiGV83] emulates the behavior of frustrated systems in *thermal equilibrium*: if one couples such a system to a heat bath of adjustable temperature, by cooling the system slowly one may come close to attaining a state of minimal energy, *i.e.*, cost. SA accepts or rejects local changes to a configuration according to the Metropolis algorithm, requiring equilibrium conditions ("detailed balance") along with a well-tuned "temperature schedule".

In contrast, EO drives the system *far from equilibrium*: aside from ranking, it applies no decision criteria, and all new configurations are accepted indiscriminately. Instead of tuning a whole schedule of parameters, EO often requires few choices. It may appear that EO's results should resemble an ineffective random search, similar to SA at a fixed but finite temperature. But in fact, by persistent selection against the worst fitnesses, one quickly approaches near-optimal solutions. Significant fluctuations still remain at late run-times (unlike in SA, see Fig. 1), crossing sizable barriers to access new regions in configuration space.

#### 3.2 Genetic Algorithms (GA)

While similarly motivated, GA [Ho75, Goldb89] and EO algorithms have little in common. GAs, mimicking evolution on the genotype level, keep track of entire "gene pools" of configurations from which to select and "breed" an improved generation of solutions. By comparison, EO, based on evolutionary competition at the phenomenological level of "species", operates only on a single configuration, with improvements achieved merely by elimination of bad variables. EO, SA, and most other meta-heuristics perform a local search, whereas in GA cross-over operators perform global exchanges.

### 4 Applications of Extremal Optimization

#### 4.1 Ground States of Spin Glasses

A simple version of a spin glass [MezPV87] consists of a  $d$ -dimensional hyper-cubic lattice with a spin variable  $\sigma_i \in \{-1, 1\}$  placed on each site  $i$ ,  $1 \leq i \leq n = L^d$ . Every spin is connected to each of its nearest neighbors  $j$  via a bond variable  $J_{i,j}$  drawn from some distribution  $P(J)$  with zero mean and unit variance. Spins may be coupled to an arbitrary external field  $h_i$ . We try to find "ground states", *i.e.*, lowest energy configurations  $S_{\min}$  of

$$C(S) = -\frac{1}{2} \sum_i \sum_j J_{i,j} \sigma_i \sigma_j - \sum_i \sigma_i h_i. \quad (2)$$

Arranging the spins into an optimal configuration is hard due to "frustration" [T77]. To implement EO, we define fitness in terms of the local energy for each spin

$$\lambda_i = -\sigma_i \left( \frac{1}{2} \sum_j J_{i,j} \sigma_j + h_i \right), \quad (3)$$

and Eq. (2) turns into Eq. (1). Our implementation suggests that EO may be well suited for problems representable by a

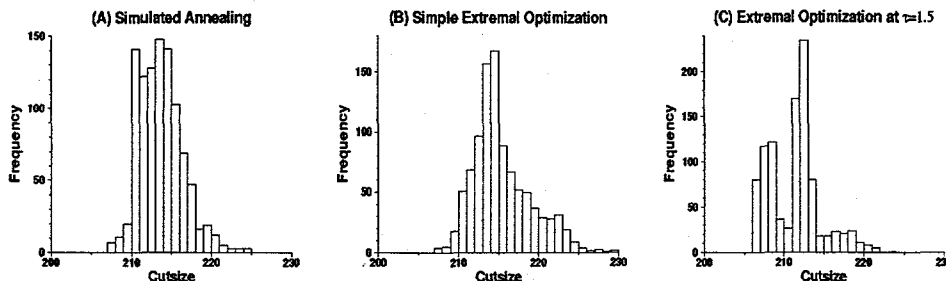


Figure 2: Comparison of 1000-run trials using various optimization methods, for the random graph  $G_{500}$  (size  $n = 500$ , connectivity  $c \approx 5$ ) from [JAMS89]. The histograms give the frequency with which a particular cutsize has been obtained during the trial runs for (A) SA, (B) basic EO, and (C) for  $\tau$ -EO with  $\tau = 1.5$ . The best cutsize ever found is 206. This result appeared only once over the 1000 SA runs, but occurred 80 times for  $\tau$ -EO.

spin Hamiltonian (cost function) with a connectivity matrix  $J_{i,j}$  [MezPV87].

## 4.2 Satisfiability (MAX-K-SAT)

Instances of the satisfiability problem MAX-K-SAT consist of a formula composed of  $M$  clauses. Each clause contains  $K$  literals, *i.e.*,  $x_i$  or  $\neg x_i$ , drawn randomly from a pool of  $n$  boolean variables  $x_i$ . A clause is verified if at least one of its  $K$  literals is true (logical “OR”), and the entire formula is verified only if every clause is true (logical “AND”). Here, we try to find a configuration of the variables that maximizes the number of true clauses.

MAX-K-SAT has an obvious EO implementation: For each variable we set  $\lambda_i = 1/K \times \{\text{\# of false clauses containing } x_i\}$ . Again, Eq. (1) holds. Typically,  $K = O(1)$  and  $M = O(n)$ , so that each variable appears only in a few ( $\approx M/n$ ) clauses, each connecting it to  $\sim K$  other variables. The phase transition in 2-SAT and 3-SAT has been investigated in [MoZKST99, AI96] on small instances using exact methods. We expect that EO would perform very well on those instances.

## 4.3 Graph Coloring (K-COL)

Given  $K$  different colors with which we can label the vertices of a graph, we need to find a coloring that minimizes the number of edges connecting vertices of identical color [JAMS91]. We implement EO for K-COL by defining  $\lambda_i$  for each vertex as the number of equally colored vertices connected to it. Similar to a spin glass, this problem is hard due to *local* frustration [T77], rather than to the global constraints found in the GBP. We will use EO to revisit the phase transition in 3- and 4-COL, which has been investigated in [CKT91].

# 5 Experimental Results

## 5.1 Simple EO Application on Graph Partitioning

Following the example of [JAMS89], we tested early implementations of EO [BoePe00a] on their  $n = 500$  random graph  $G_{500}$  of connectivity  $c \approx 5$ . In a 1000-run sample

from different random initial conditions, we determined the frequency of solution obtained (see Fig. 2). For comparison, we have also implemented the SA algorithm as given in [JAMS89] on the same data structure used by our EO program. We have allowed runtimes for EO about three times longer than the time it took for SA to “freeze”, since EO still obtained significant gains. We checked that neither the best-of-three runs of SA, or a three times longer temperature schedule, improved the SA results significantly. While the basic, parameter-free version of EO from Sec. 2 is already competitive, the best results are obtained by an enhancement that we call  $\tau$ -EO.

## 5.2 $\tau$ -EO Implementation

$\tau$ -EO is a general modification of EO which improves results and avoids “dead ends” occurring in some implementations. This comes, however, at the expense of a parameter. The method is as follows: Rank all variables according to fitness, the “worst” variable having rank 1 and the “best” variable having rank  $n$ . Consider a probability distribution over the ranks  $i$ ,

$$P_i \propto i^{-\tau}, \quad 1 \leq i \leq n, \quad (4)$$

for a fixed value of the parameter  $\tau$ . On each update, for each independent variable to be moved, select distinct ranks  $i_1, i_2, \dots$  according to  $P_i$ . Then, move variables  $x_{j_1}, x_{j_2}, \dots$  where  $i_1 = \text{rank}(\lambda_{j_1})$ ,  $i_2 = \text{rank}(\lambda_{j_2})$ ,  $\dots$ . While the “worst” variable (rank  $i = 1$ ) will be chosen most often, higher ranks will sometimes be updated instead. The choice of a power-law distribution for  $P_i$  maintains a bias against variables with “bad” fitness, while insuring that no rank gets completely excluded from further evolution. Note that the same would not be true if, say, an exponential distribution were used: higher ranks would then, in effect, never be selected.

Clearly, for  $\tau = 0$ ,  $\tau$ -EO is exactly a random walk through  $\Omega$ . Conversely, for  $\tau \rightarrow \infty$ , the process approaches a deterministic local search, only swapping the lowest-ranked vari-

Table 1: Best cutsizes (and allowed runtime) for a testbed of large graphs of differing sizes  $n$  and connectivities  $c$ . GA results are the best reported [MerF98] (at 300MHz).  $\tau$ -EO results are from our runs (at 200MHz). Comparison data for three of the large graphs are due to results from heuristics in [HeL95] (at 50MHz). METIS is a partitioning program based on hierarchical reduction instead of local search [KaK], obtaining extremely fast deterministic results (at 200MHz).

Graph		GA		$\tau$ -EO		[HeL95]		METIS	
<i>Hammond</i>	( $n = 4720$ ; $c = 5.8$ )	90	(1s)	90	(42s)	97	(8s)	92	(0s)
<i>Barth5</i>	( $n = 15606$ ; $c = 5.8$ )	139	(44s)	139	(64s)	146	(28s)	151	(0.5s)
<i>Brack2</i>	( $n = 62632$ ; $c = 11.7$ )	731	(255s)	731	(12s)	—		758	(4s)
<i>Ocean</i>	( $n = 143437$ ; $c = 5.7$ )	464	(1200s)	464	(200s)	499	(38s)	478	(6s)

ables, and is bound to reach a “dead end” Not surprisingly, tests of both  $\tau = 0$  and  $\tau = \infty$  yield terrible results! In the GBP, we obtained our best solutions for  $\tau \approx 1.4 - 1.6$ . Under preliminary testing we find that there may be a link between the *optimal* choice for the parameter  $\tau$  and a transition to “non-ergodic” behavior, in the sense that for larger values of  $\tau$  certain configurations in  $\Omega$  may be completely inaccessible over the course of an EO run. On the basis of that observation, in fact, we have developed a qualitative argument giving as the optimal choice  $\tau \sim 1 + \ln(A)/\ln(n)$  [BoePe00b], where  $t = An$  ( $1 \ll A \ll n$ ) is the runtime. Typically, we use  $A \approx 10^2$  for graphs of size  $n \approx 10^4$ , consistent with  $\tau = 1.5$ . Tests with longer runtimes indeed favor larger  $\tau$  values, while larger graphs require smaller  $\tau$  values.

### 5.3 Results on Large Graphs

Table 1 summarizes  $\tau$ -EO’s results on large- $n$  mesh-graphs, using  $\tau = 1.4$  and best-of-10 runs. On each graph, we used as many update steps  $t$  as appeared productive for EO to reliably obtain stable results. This varied with the particularities of each graph, from  $t = 2n$  to  $200n$ , and the reported runtimes are of course influenced by this. EO’s *average* performance has, on the other hand, been inconsistent. For instance, half of the *Brack2* runs returned cutsizes near 731, but the other half returned cutsizes of above 2000. This may be a product of an unusual structure in these particular graphs.

### 5.4 Phase Transitions in Graph Partitioning

In an extensive numerical study, we have shown [Boe99] that  $\tau$ -EO outperforms SA near phase transitions, where graphs begin to “percolate” and cutsizes first become non-zero (see Fig. 3). Studies on the average rate of convergence towards better-cost configurations as a function of runtime  $t$  indicate power-law convergence [GresSL86], roughly as  $C(S_{\text{best}})t \sim C(S_{\text{min}}) + At^{-1/2}$  [BoePe00b]. Of course, it is not easy to verify for graphs of large  $n$  that those runs in fact converge closely to the optimum  $C(S_{\text{min}})$ , but finite-size scaling analysis seems to justify that expectation [BoePe00b].

In an even more impressive performance demonstration, we used EO to completely enumerate *all* optimal solutions

$S_{\text{min}}$  near the critical point for random graphs. Instances of random graphs typically have a high ground-state degeneracy, *i.e.*, possess a large number of equally optimal solutions  $S_{\text{min}}$ . In [MoZKST99] it was shown that at the phase transition of 3-SAT the fraction of *constrained variables*, *i.e.*, those that are found in an identical state in *all*  $S_{\text{min}}$ , discontinuously jumps to a non-zero value. It was conjectured that the *first-order* phase transition [Golde92] in this “backbone” would exist for any NP-hard problem. To test those claims for the GBP, we generated a large number of random graphs and explored  $\Omega$

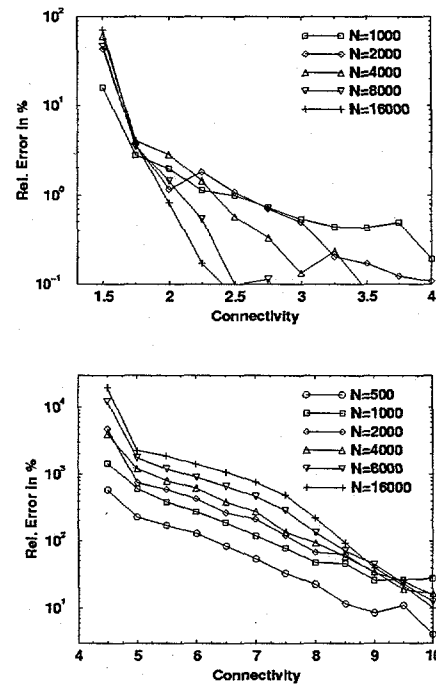


Figure 3: Plot of the error in the best result of SA relative to EOs on identical instances of (a) random graphs and (b) geometric graphs as function of the mean connectivity  $c$ . The percolation points are at (a)  $c = 1$  [ER60] and (b)  $c \approx 4.5$  [Bal85], the critical points for the GBP (the first time a component of size  $> n/2$  appears) are slightly above that [*e.g.*, at  $c = 2 \ln 2 = 1.386$  for (a), see [MezP87]]. SA’s error relative to EO near the critical point in each case rises with  $n$ .



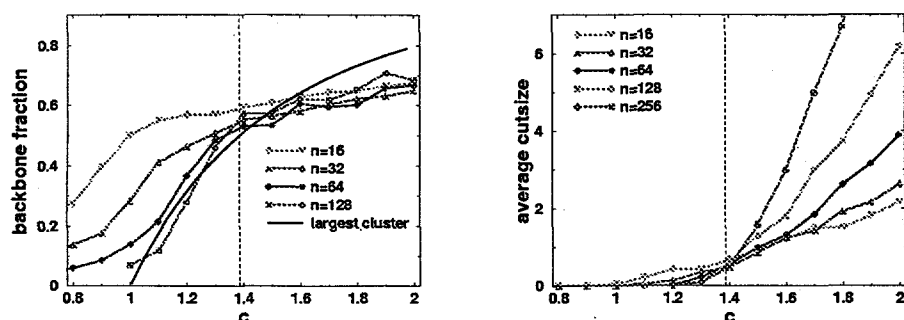


Figure 4: Plot of the average (a) backbone fraction and (b) cutsize as a function of the connectivity  $c$  for random graph partitioning. At each value of  $c$ , we have generated 10,000, 1,000, 400, 100, and 10 instances for  $n = 16, 32, 64, 128$ , and 256, resp. The critical point at  $c_{crit} = 2 \ln 2$  is indicated by a vertical line. The backbone fraction does not vanish for  $c < c_{crit}$  but appears to converge to the size of the largest cluster (still  $< n/2$ ), indicated by a black line in (a). For  $c > c_{crit}$ , the backbone is smaller than the largest cluster, which is  $> n/2$  and has to be cut.

for as many ground states as EO could find. We fixed runtimes at  $\approx 100n^2$ , well above the times needed to explore the set of all  $S_{min}$  in repeated trials for some test instances. For each instance, we measured the cutsize, entropy, and overlap distribution over all pairs of ground states, whose second moment is our backbone fraction. Averaged results are given in Fig. 4. The backbone fraction rises monotonically with the connectivity  $c$ , becoming non-zero already for  $c > 1$ , the percolation point [ER60]. In fact, for  $1 \leq c \leq c_{crit} = 2 \ln 2$ , the backbone fraction merely traces (the square of) the fraction of vertices belonging to the *giant component*, whose size is exactly known [Bol85]. At  $c_{crit}$ , the largest cluster becomes  $> n/2$  and the backbone fraction begins to grow slower than the giant component. For  $c > c_{crit}$ , the cutsize becomes non-zero (see Fig. 4b) due to cuts forced within the giant component itself.

Our results indicate that critical phenomena in NP-hard problems have a more diverse phenomenology than expected in [MoZKST99]. Clearly, unlike the variables in  $K$ -SAT, vertices in the GBP do not experience frustration [T77]. Instead, almost all vertices happily attain a state identical to their neighbors, leaving merely a few along an interface to make tough choices. In addition, ground states in the GBP possess a global symmetry not found in SAT, typically an indication of differing critical behavior (or “universality class”) [Golde92].

## Bibliography

- [Aal97] Aarts, E.H.L. and Lenstra, J.K., eds. *Local Search in Combinatorial Optimization*. Wiley, New York, 1997.
- [AI96] See *Frontiers in problem solving: Phase transitions and complexity*. Special issue of Artificial Intelligence Journal 81 (1996).
- [Bak96] Bak, P. *How Nature Works*. Springer, New York, 1996.
- [BakS93] Bak, P. and Sneppen, K. “Punctuated Equilibrium and Criticality in a Simple Model of Evolution,” *Physical Review Letters* 71, 4083 (1993).
- [BakTW87] Bak, P., Tang, C. and Wiesenfeld, K. “Self-Organized Criticality,” *Physical Review Letters* 59, 381 (1987).
- [Bal85] Balberg, I. “‘Universal’ Percolation-Threshold Limits in the Continuum,” *Physical Review B* 31, 4053 (1985).
- [Boe99] Boettcher, S. “Extremal Optimization and Graph Partitioning at the Percolation Threshold,” *Journal of Physics A* 32, 5201 (1999).
- [BoePa96] Boettcher, S. and Paczuski, M. “Exact Results for Spatiotemporal Correlations in a Self-Organized Critical Model of Punctuated Equilibrium,” *Physical Review Letters* 76, 348 (1996).
- [BoePe99] Boettcher, S. and Percus, A.G. “Extremal Optimization: Methods Derived from Co-Evolution,” *Proceedings of the Genetic and Evolutionary Computation Conference (GECCO-99)*, 825. Morgan Kaufmann, San Mateo, CA, 1999.
- [BoePe00a] Boettcher, S. and Percus, A.G. “Nature’s Way of Optimizing,” *Artificial Intelligence Journal*, in press.
- [BoePe00b] Boettcher, S. and Percus, A.G. “Extremal Optimization for Graph Partitioning,” in preparation.
- [Bol85] Bollobas, B. *Random Graphs*. Academic Press, London, 1985.
- [CKT91] Cheeseman, P., Kanefsky, B. and Taylor, W.M. “Where the Really Hard Problems Are,” *Proceedings of the 13th International Joint Conference on Artificial Intelligence (IJCAI-91)*, 331. Morgan Kaufmann, San Mateo, CA, 1991.

- [ER60] Erdős, P. and Rényi, A. "On the Evolution of Random Graphs," Publication of the Mathematical Institute of the Hungarian Academy of Science **5**, 17 (1960).
- [GaJ79] Garey, M.R. and Johnson, D.S. *Computers and Intractability: A Guide to the Theory of NP-Completeness*. W.H. Freeman, New York, 1979.
- [Gl86] Glover, F. "Future Paths for Integer Programming and Links to Artificial Intelligence," *Computers and Operations Research* **5**, 533 (1986).
- [Goldb89] Goldberg, D.E. *Genetic Algorithms in Search, Optimization, and Machine Learning*. Addison-Wesley, Reading, 1989.
- [Golde92] Goldenfeld, N. *Lectures on Phase Transitions and the Renormalization Group*. Addison-Wesley, Reading, 1992.
- [GouE77] Gould, S.J. and Eldredge, N. "Punctuated Equilibria: Tempo and Mode of Evolution Reconsidered," *Paleobiology* **3**, 115 (1977).
- [GreeS86] Greene, J.W. and Supowit, K.J. "Simulated Annealing without Rejecting Moves," *IEEE Transactions on Computer-Aided Design* **5**, 221 (1986).
- [GresSL86] Grest, G.S., Soukoulis, C.M. and Levin, K. "Cooling-Rate Dependence for the Spin-Glass Ground-State Energy: Implications for Optimization by Simulated Annealing," *Physical Review Letters* **56**, 1148 (1986).
- [HeL95] Hendrickson, B.A. and Leland, R. "A Multilevel Algorithm for Partitioning Graphs," Proceedings of the 1995 ACM/IEEE Supercomputing Conference (Supercomputing '95), 626. ACM Press, New York, 1995.
- [Ho75] Holland, J. *Adaptation in Natural and Artificial Systems*. University of Michigan Press, Ann Arbor, MI, 1975.
- [JAMS89] Johnson, D.S., Aragon, C.R., McGeoch, L.A. and Schevon, C. "Optimization by Simulated Annealing: An Experimental Evaluation; Part I, Graph Partitioning," *Operations Research* **37**, 865 (1989).
- [JAMS91] Johnson, D.S., Aragon, C.R., McGeoch, L.A. and Schevon, C. "Optimization by Simulated Annealing: An Experimental Evaluation; Part II, Graph Coloring and Number Partitioning," *Operations Research* **39**, 378 (1991).
- [KaK] Karypis, G. and Kumar, V. *METIS, a Software Package for Partitioning Graphs*. See <http://www-users.cs.umn.edu/karypis/metis/main.shtml>.
- [KiGV83] Kirkpatrick, S., Gelatt, C.D. and Vecchi, M.P. "Optimization by Simulated Annealing," *Science* **220**, 671 (1983).
- [MerF98] Merz, P. and Freisleben, B. "Memetic Algorithms and the Fitness Landscape of the Graph Bi-Partitioning Problem," in: Eiben, A.E., Bäck, T., Schoenauer, M. and Schwefel, H.-P., eds. *Lecture Notes in Computer Science: Parallel Problem Solving From Nature — PPSN V*, v. 1498, 765. Springer, Berlin, 1998.
- [MezP87] Mézard, M. and Parisi, G. "Mean-Field Theory of Randomly Frustrated Systems with Finite Connectivity," *Europhysics Letters* **3**, 1067 (1987).
- [MezPV87] Mézard, M., Parisi, G. and Virasoro, M.A. *Spin Glass Theory and Beyond*. World Scientific, Singapore, 1987.
- [MoZKST99] Monasson, R., Zecchina, R., Kirkpatrick, S., Selman, B. and Troyansky, L. "Determining Computational Complexity from Characteristic 'Phase Transitions'," *Nature* **400**, 133 (1999).
- [OK96] Osman, I.H. and Kelly, J.P., eds. *Meta-Heuristics: Theory and Application*. Kluwer, Boston, 1996.
- [PacMB96] Paczuski, M., Maslov, S. and Bak, P. "Avalanche Dynamics in Evolution, Growth, and Depinning Models," *Physical Review E* **53**, 414 (1996).
- [PapY91] Papadimitriou, C.H. and Yannakakis, M. "Optimization, Approximation, and Complexity Classes," *Journal of Computer and System Sciences* **43**, 425 (1991).
- [Re93] Reeves, C.R., ed. *Modern Heuristic Techniques for Combinatorial Problems*. Wiley, New York, 1993.
- [Ro97] Rodriguez-Iturbe, I. and Rinaldo, A. *Fractal River Basins: Chance and Self-Organization*. Cambridge, New York, 1997.
- [T77] Toulouse, G. "Theory of Frustration Effect in Spin-Glasses," *Communications on Physics* **2**, 115 (1977).
- [V98] Voss, S., ed. *Meta-Heuristics: Advances and Trends in Local Search Paradigms for Optimization*. Kluwer, Dordrecht, 1998.