

THE ORCHIDACEAE OF ITACOLMI STATE PARK IN MINAS GERAIS, BRAZIL

Ruy José Válka Alves¹

Recebido em 15-8-89 Aceito em 15-5-90

RESUMO – Este trabalho faz uma parcial comparação de duas épocas da flórmula de Orchidaceae do Parque Estadual do Itacolomi em Ouro Preto, MG. A primeira é representada por coletas anteriores a 1980, e a segunda pelas coletas dos últimos cinco anos. Análises florais documentam as coletas recentes.

Palavras-chave: Brasil, Florística, Minas Gerais, Orchidaceae, Ouro Preto.

ABSTRACT – This paper compares the partial Orchidaceae floras of Itacolomi State Park in Ouro Preto, Minas Gerais, Brazil, in two different periods. The first is represented by all collections prior to 1980, while the second comprises those of the past five years. Floral analyses document the recent collections.

Key words: Floristic survey, Orchidaceae, Ouro Preto, Minas Gerais, Brazil.

Introduction

During the floristic survey of Itacolomi State Park above Ouro Preto in Minas Gerais, Brazil, (Figura 1), Marcos Peron had asked me to identify the collected orchid specimens and to make a list of species. To his specimens, I added those which I had collected during five recent expeditions. All specimens were then documented by slides for identification by the method of floral analysis (Alves 1989a).

Itacolomi State Park is a dolomite – quartzite formation reaching 1772 m.s.m. and is covered mainly by “cerrado” and “campo rupestre” types of vegetation. Saxicolous and epiphytic plants play an important role in these formations, which are dominated by a rather continuous herbaceous layer with sparse shrubs. Denser stands of woody plants occur only in places where the geomorphology permits accumulation of deeper and moister substrates (i.e. ventaroles etc.), and protects the locations from strong winds. Another factor which profoundly affects their occurrence is anthropic management (frequent

1 – Czechoslovak Academy of Science. Botanical Institute. 25243 Pruhonice. Czechoslovakia. Bolsista de Doutorado do CNPq.

fires, overgrazing by cattle, etc.) The Orchidaceae that survive the combination of the above mentioned factors are of primary interest to my studies, and have been so for years.

Material and Methods

The species of Orchidaceae from Itacolomi State Park were studied both in the field and in herbaria. Flowered specimens were dried on standard herbarium sheets, part of their flowers having been fixed directly in 70% ethanol solution. Some sterile specimens were induced to flower in cultivation, and a few remain sterile to date. The environmental factors were recorded for most species. In order to avoid further reduction of the populations, many species were left in the field, (only two to four flowers were collected).

The identification of specimens was done according to the floral analysis method (Alves 1989a), or simply by comparison when possible. Not all drawings here in are thus true analyses (Figure 2g-k; 3g-k were drawn directly from the slide.) Transparent acetate slides of 24 x 36 mm were used for most species. For the *Epidendrum ellipticum* sp. agg., only the labellum structures are necessary. For some genera other taxonomically relevant structures were drawn, such as the column in *Oncidium* and spurs in *Habenaria* (Figure 2-3). Despite the newer classification systems proposed, I follow that of Garay such as found in Pabst & Dungs (1975, 1977), mainly due to its wide use in herbaria. Some valuable data, such on *Habenaria itacolumia* was taken from Hoehne (1940).

The area circled (Figure 1) Was carefully searched, and most of the distinct ecotones were taken into consideration. All areas were visually scanned, and even the most hard-to-reach places were visited. The subjectivity of the search was reduced by examination of all areas, even those which had an apparently small probability of containing orchids.

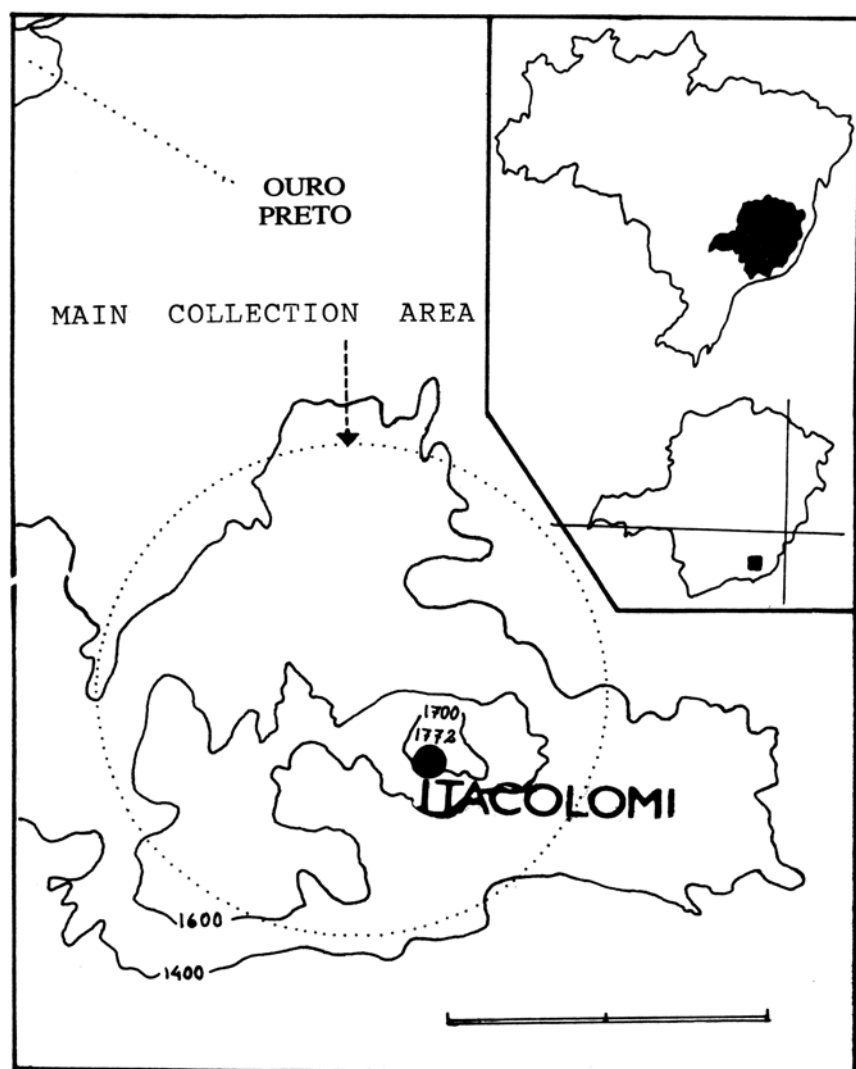


Figura 1: Location of collecting site (circle area)

Results

This survey is preliminary in the sense that other species may be re-found or discovered in the referred biota. The distribution of these species and their dependence upon the existing plant associations in the park is still being studied, but the data herein can already be useful for researchers concerned with the local flora, vegetation, and wildlife preservation (Table 1).

Since collections up to now have been sporadic, the present comparison has only relative value. Permanent quadrats had been established in the past, we could today detect most causes of the fluctuation in these orchid populations.

The taxa in the aggregate of *Epidendrum ellipticum* Graham are taxonomically critical. Separated by many botanists into species such as *E. ellipticum* Grah., *E. denticulatum* B. Rodr., *E. xanthinum* Lindl., or *E. versicolor* Hoehne, they have not yet been satisfactorily elucidated as well defined species (Alves 1989a). Other critical taxa belong to the genera *Anacheilium* Hoffmannsegg, *Oncidium* Sweet, and the lithophytical group of the genus *Laelia* (sect. *Parviflorae*).

Sophranitis brevipedunculata was rediscovered on the main summit of Itacolomi mountain after many years of absence from local collections. Mainly for this reason only two samples were collected. The population of this species is very sparse and small. *Epidendrum kueppelianum* represents a new taxon for the park and probably a new species for the state of Minas Gerais as a whole. The species is not mentioned in available compendia as late as 1977 (Pabst & Dungs 1977).

One famous taxon of the Itacolomi range is *Itacolumia ulei* Hoehne (*Habenaria itacolumia* Garay). This species was found on my first trip there in 1987, a few meters from the base of the summit obelisk, but was not collected. Posterior field trips did not yield new findings.

Most orchid taxa in Itacolomi Park depend strictly upon their respective vegetation units, which provide specific and narrowly defined environmental conditions. *Malaxis excavata* is restricted to cushions of sphagnum on the partly shaded edges of "fumaroles" (deep narrow crevices with a constant updraft of cool, moist air). *Dichaea cogniauxiana* occurs only on the mossy trunks (never over 70 cm above the ground) of trees and tree-ferns on the edges of the "fumaroles". These woody stands physiognomically resemble gallery forests. They sharply border the "campo ruprestre" vegetation which surrounds them. *D. cogniauxiana* prefers the more horizontal branches, abounding more on trees with thicker, moss covered bark. A hair-hygrometer reading on these branches leaps to 100%, while 20 cm to either side only 60% is detected. These readings need to be complemented by comparable nocturnal measurements, but one may suppose that the moist updraft and dense vegetation should prevent greater fluctuations of these daytime values.

Table 1: List of the Orchidaceae of the Itacolomi State Park, Ouro Preto, Minas Gerais, Brazil. (Collected material only)

TAXON	MATERIAL	HERBARIA
SUBFAM. ORCHIDOIDEAE:		
<i>Habenaria caldensis</i> Krzl.	MP 70	RB
<i>Habenaria petalodes</i> Lindl.	RA	
<i>Habenaria rupicola</i> B. Rodr.	JB, MP 69, 110	OUPR
<i>Habenaria umbraticola</i> B. Rodr.	RA, MP 171	RB
SUBFAM. NEOTTIOIDEAE:		
<i>Cleistes lepida</i> (Rchb. f.) Schltr.	JB	OUPR
<i>Cleistes macrantha</i> (B. Rodr.) Schltr.	MP	RB
<i>Cranichis nudilabia</i> Pabst	MP 202	RB
<i>Epistephium speciosum</i> R. L. Rodr.	RA	
<i>Pelexia longibracteata</i> Pabst	RA	RB
<i>Prescottia glaziovana</i> Cogn.	MP 225	RB
<i>Prescottia montana</i> B. Rodr.	MP 201	RB
SUBFAM. EPIDENDROIDEAE:		
<i>Anacheilium alemannioides</i> (Hoehne) Pabst	RA, JB	OUPR
<i>Anacheilium vespum</i> (Vell.) Pabst ex Dressler	RA 257	RB
<i>Bifrenaria aureo-fulva</i> (Hook.) Lindl.	RA 258	RB
<i>Bifrenaria thyrianthina</i> Rchb. f.	RA	
<i>Bulbophyllum ipanemenis</i> Hoehne	JB	OUPR
<i>Bulbophyllum weddellii</i> (Lindl.) Rchb. f.	RA	
<i>Dichaea cogniauxiana</i> Schltr.	RA, MP	RB, OUPR
<i>Encyclia oncidoides</i> (Lindl.) Schltr.	RA	RB, OUPR
<i>Epidendrum ellipticum</i> agg.	RA 263	
<i>Epidendrum aquaticum</i> Lindl.	RA, MP 85	RB
<i>Epidendrum klueppianum</i> Pabst.	MP 271	RB
<i>Gomesa planifolia</i> (Lindl.) Kl. & Rchb. f.	RA	
<i>Grobya galeata</i> Lindl.	MP 178	RB
<i>Koellensteinia tricolor</i> (Lindl.) Rchb. f.	MP 139	RB
	MP, RA	RB
<i>Laelia bradei</i> Pabst	MP	RB
<i>Laelia cinnabarina</i> Batem.	RA 261	
<i>Laelia flava</i> Lindl.	RA 260, JB, MP	OUPR
<i>Malaxis excavata</i> (Lindl.) Kuntze	MP 82, RA 256	RB, OUPR
<i>Oncidium batemannianum</i> Parm.	MP, RA	RB, OUPR
<i>Oncidium blanchettii</i> Rchb. f.	MP, RA	RB, OUPR
<i>Oncidium jonesianum</i> Rchb. f.	MP, RA	RB
<i>Pleurothallis limae</i> Porto & Brade	RA	OUPR
<i>Scuticaria hadwenii</i> Hort. ex Hook.	JB	OUPR
<i>Sophronitis brevipedunculata</i> (Cogn.) Fowl.	RA, JB	OUPR
<i>Sophronitis mantiqueirae</i> Fowl.	JB	OUPR
<i>Splecklinia rupestris</i> (Lindl.) F. Barros	RA, JB	OUPR
<i>Xylobium foveatum</i> (Lindl.) Nichols	MP 179	RB
<i>Zygopetalum mackayi</i> Hook.	RA, JB	OUPR
<i>Zygopetalum triste</i> B. Rodr.	RA	OUPR

Abbreviations: OUPR = Herbario José Badini, RB = Herbarium of Rio de Janeiro Botanical Garden. Numbers indicate numbered specimens.

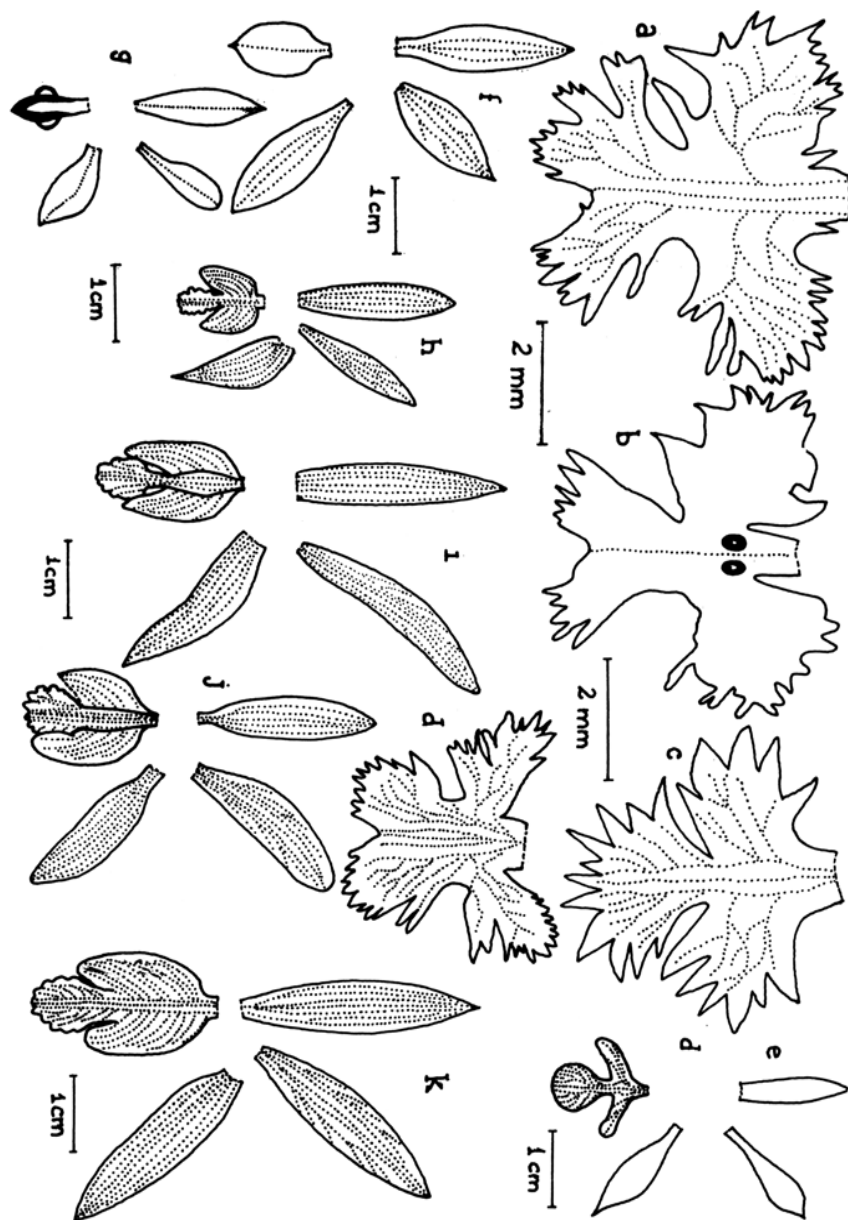


Figure 3: a-d *Epidendrum ellipticum* sp. agg., e - *Encyclia oncidioides*, f - *Anacheilium alemannioides*, g - *Anacheilium vespum*, h - *Laelia bradei*, i - *L. cinnabarina*, j - *L. flava*, k - *Laelia* sp.

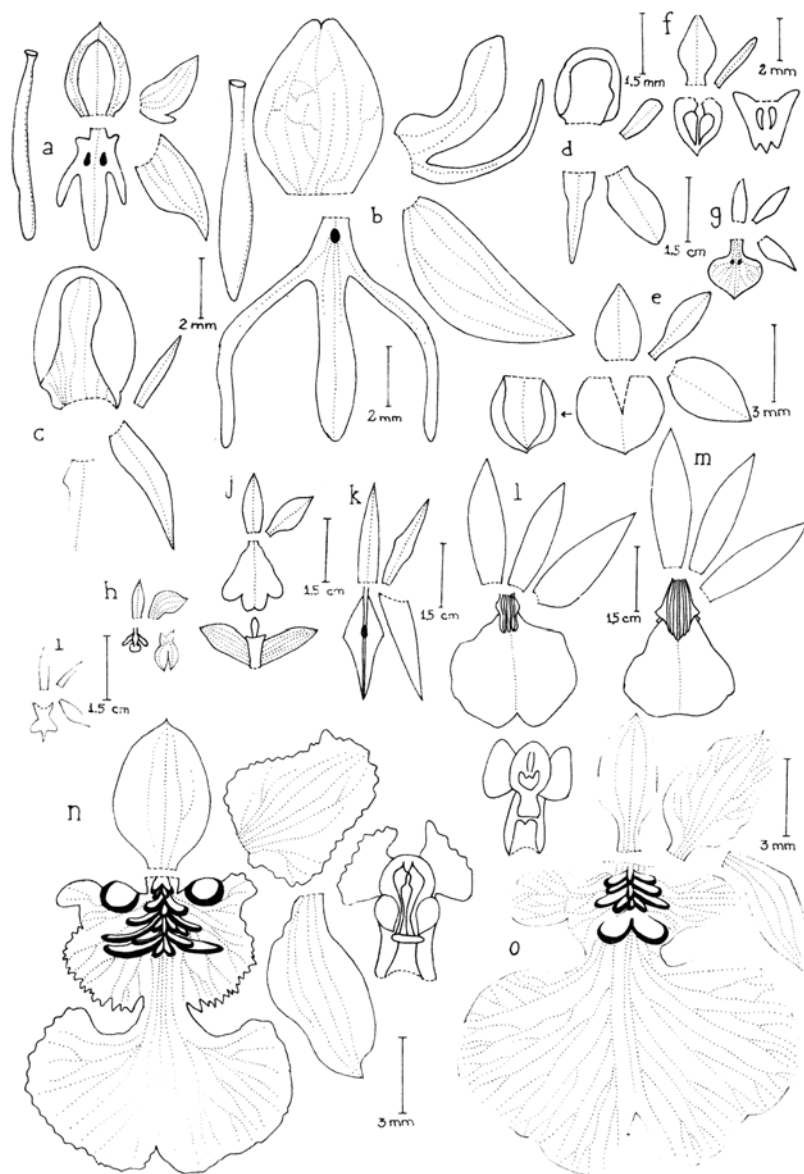


Figure 2: a – *Habenaria umbraticola*, b – *H. rupicola*, c – *Prescottia montana*, d – *P. glaziovana*, e – *Cranichis nudilabia*, f – *Malaxis excavata*, g – *Epidendrum Klueppelianum*, h – *Grobya galeata*, i – *Epidendrum aquaticum*, j – *Xylobium foveatum*, k – *Bifrenaria aureo-fulva*, l – *Zygopetalum triste*, m – *Z. mackayi*, n – *Oncidium* aff. *batemmannianum*, o – *Oncidium blanchetii*.

In the open "campos rupestres" the herbaceous layer is dominated by subshrubs such as *Microlicia* and *Lavoisiera* of the Melastomataceae, accompanied by *Xyris incana* (Xyridaceae), *Bulbostylis* sp. (Cyperaceae), *Eryngium paniculosum* (Daucaceae), and *Paepalanthus hilairei*, P. spp. (Eriocaulaceae). Orchid species of *Zygopetalum* occur in these more open formations, as heliophytes. *Z. triste* and *Z. mackayi* both seem to require high air humidity and substrate hydration. *Z. triste* is more abundant while *Z. mackayi* was apparently overcollected for commercial purposes.

Many of the species collected in the past by Jose Badini were not rediscovered in the field. Their disappearance is most probably due mainly to inadequate management of the park. Commercial overcollection seems quite innocent when compared with the destructive power of primitive farming techniques, such as slash-and-burn agriculture. The burnouts, or "queimadas" are still very frequently practiced by the local population. During my stays in the field I witnessed such absurd things as a forest fire provoked by irresponsible boy scouts. These seem to be the main causes of the (hopefully temporary) disappearance of such species as *Sophranitis mantiqueirae*, *Scuticaria hadwenii* and *Habenaria itacolumia* from the itacolomi State Park. Hopefully the species will be rediscovered in due time.

Acknowledgements

I wish to stress my profound gratitude to Grabiell Lacerda Troianelli for his kind assistance in the field work, to Jose Badini and Marcos Valeriano Peron for their loan of materials and comments, and to the Brazilian Council for the Development of Research (CNPq) for their support of my research.

Bibliographic references

- ALVES, R. J. V. 1989a. Methods of floral analysis in species of the Brazilian Orchidaceae. *Preslia*, 62: (in press)
- ALVES, R. J. V. 1989b. Floral morphology and distribution of the *Epidendrum ellipticum* complex (Orchidaceae) in Brazil. *Preslia* 62(1):25-30
- HOEHN, F. C. 1940. Flora Brasílica - Orchidaceae, vol. XII-I, p. 181-183; tab. 123; São Paulo
- PABST, G. F. J. & F. DUNGS. 1975. *Orchidaceae brasilienses*. vol. I. Berlin.
- PABST, G.F.J. & F. DUNGS. 1977 *Orchidaceae brasilienses*. vol. II. Berlin.
- PERON, M. V. 1988. Levantamento florístico dos campos rupestres do Parque Estadual do Itacolomi. In: *Resumos, Congresso Nacional de Botânica* 39º, Belém.