

Article

# Field Performance Test of an Air-Cleaner with Photocatalysis-Plasma Synergistic Reactors for Practical and Long-Term Use

Tsuyoshi Ochiai <sup>1,2,\*</sup>, Erina Ichihashi <sup>3</sup>, Naoki Nishida <sup>4</sup>, Tadashi Machida <sup>4</sup>, Yoshitsugu Uchida <sup>4</sup>, Yuji Hayashi <sup>3</sup>, Yuko Morito <sup>2,5</sup> and Akira Fujishima <sup>1,2</sup>

<sup>1</sup> Kanagawa Academy of Science and Technology, KSP East 407, 3-2-1 Sakado, Takatsu-ku, Kawasaki, Kanagawa 213-0012, Japan; E-Mail: fujishima\_akira@admin.tus.ac.jp

<sup>2</sup> Photocatalysis International Research Center, Tokyo University of Science, 2641 Yamazaki, Noda, Chiba 278-8510, Japan; E-Mail: y.morito@u-vix.com

<sup>3</sup> I'm PACT World Co. Ltd., Domicile 301, 1-3-1 Sugeinadazutsumi, Tama-ku, Kawasaki, Kanagawa 214-0003, Japan; E-Mails: ichihashi@impact-world.jp (E.I.); hayashi@impact-world.jp (Y.H.)

<sup>4</sup> Tanashin Denki Co. Ltd., 8-19-20 Fukasawa, Setagaya-ku, Tokyo 158-0081, Japan; E-Mails: nishidan@tanashin.co.jp (N.N.); machida@tanashin.co.jp (T.M.); uchiday@tanashin.co.jp (Y.U.)

<sup>5</sup> U-VIX Corporation, 2-14-8 Midorigaoka, Meguro-ku, Tokyo 152-0034, Japan

\* Author to whom correspondence should be addressed; E-Mail: pg-ochiai@newkast.or.jp; Tel.: +81-44-819-2040; Fax: +81-44-819-2070.

External Editor: Pierre Pichat

Received: 30 August 2014; in revised form: 6 October 2014 / Accepted: 22 October 2014 /

Published: 29 October 2014

---

**Abstract:** A practical and long-term usable air-cleaner based on the synergy of photocatalysis and plasma treatments has been developed. A field test of the air-cleaner was carried out in an office smoking room. The results were compared to previously reported laboratory test results. Even after a treatment of 12,000 cigarettes-worth of tobacco smoke, the air-cleaner maintained high-level air-purification activity (98.9%  $\pm$  0.1% and 88%  $\pm$  1% removal of the total suspended particulate (TSP) and total volatile organic compound (TVOC) concentrations, respectively) at single-pass conditions. Although the removal ratio of TSP concentrations was 98.6%  $\pm$  0.2%, the ratio of TVOC concentrations was 43.8% after a treatment of 21,900

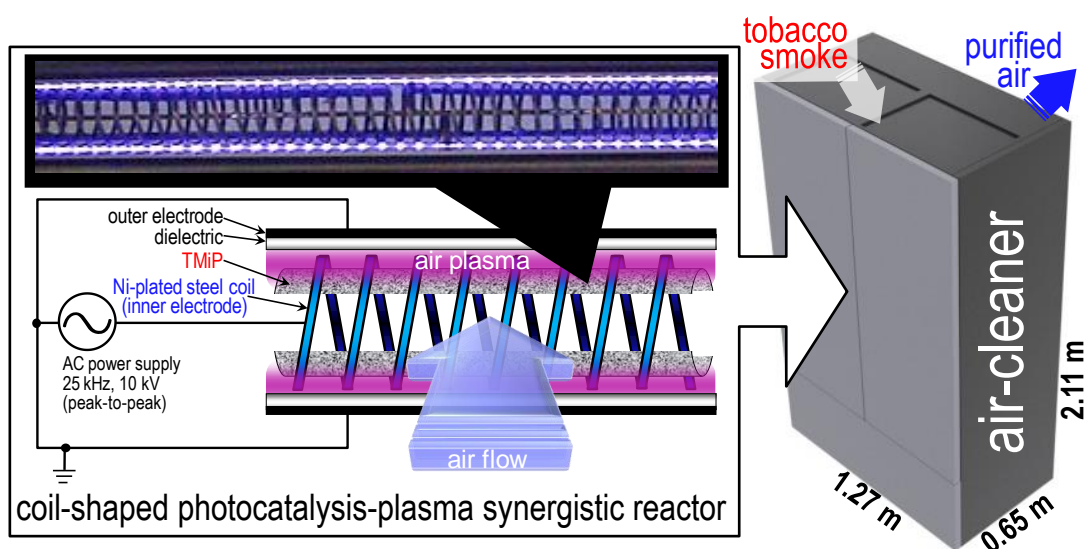
cigarettes-worth of tobacco smoke in the field test. These results indicate the importance of suitable maintenance of the reactors in the air-cleaner during field use.

**Keywords:** photocatalysis; plasma treatment; synergy; air-cleaner; field test; total suspended particulates; total volatile organic compounds; long-term usability

## 1. Introduction

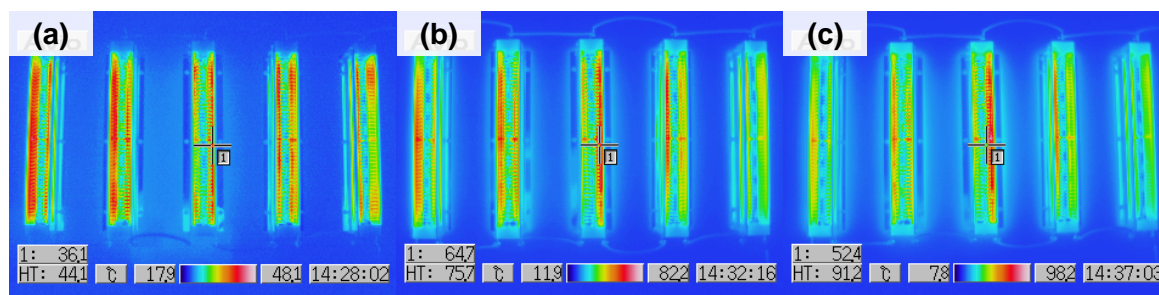
Photocatalysis-plasma synergistic reactors have been recently proposed for use in air-cleaners [1–4]. The synergistic effects of photocatalysis and plasma excitation achieve significant oxidative decomposition of gaseous compounds in laboratory tests. The coil-shaped reactor (Figure 1), using plasma-assisted catalytic technology (PACT) [5] and a TiO<sub>2</sub> impregnated Ti-mesh filter (TMiP™) [6], shows long-term capability of removing tobacco smoke compounds. High-level air-purification activity was maintained in the air-cleaner with the coil-shaped reactor ( $\geq 98$ ,  $98.9\% \pm 0.1\%$ , and  $88\% \pm 1\%$  removal of the odour concentration, total suspended particulate (TSP), and total volatile organic compound (TVOC) concentrations, respectively) even after the treatment of 12,000 cigarettes-worth of tobacco smoke, which is the equivalent of using the air-cleaner in the smoking room for 6 months [4]. In this study, a field test of the air-cleaner using the coil-shaped reactor was carried out for 84 days in a functioning smoking room (Figure 2) of a typical office building. The air-purification ability and the long-term usability of the air-cleaner in the smoking room were discussed by comparison with previously reported laboratory test results.

**Figure 1.** Image and schematic illustration of the coil-shaped PACT-TMiP synergistic reactor (left) and the air-cleaner (right). Reproduced from Ochiai *et al.* [4], published by Scientific Research Publishing Inc., 2014.





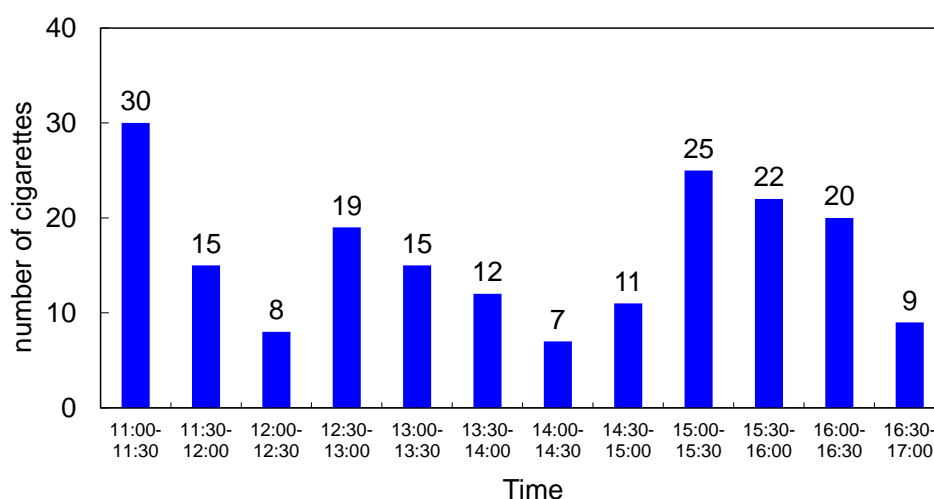
**Figure 3.** Temperature distribution of the coil-shaped reactors in the air-cleaner (a) 1; (b) 5; and (c) 10 min after the device is switched on without air flow.



## 2.2. Usage of the Smoking Room

The field test was carried out in a smoking room with a volume of approximately 31 m<sup>3</sup> (5.0 m × 2.5 m × 2.5 m), which was used by several smokers (Figure 2). The number of cigarettes burned every 30 min, from 11:00 to 17:00 during the working day, was counted and the results summarised in Figure 4. On average, 32 ± 11 and 350 cigarettes are burned on an hourly and daily basis, respectively. Generally, an estimated 12,000 cigarettes are burned in the smoking room every six months [4]. Therefore, the number of cigarettes burned in the smoking room in this study is around six times higher than in an average smoking room.

**Figure 4.** Summary of the number of cigarettes burned every 30 min during the working day (11:00–17:00, 1 May 2014).

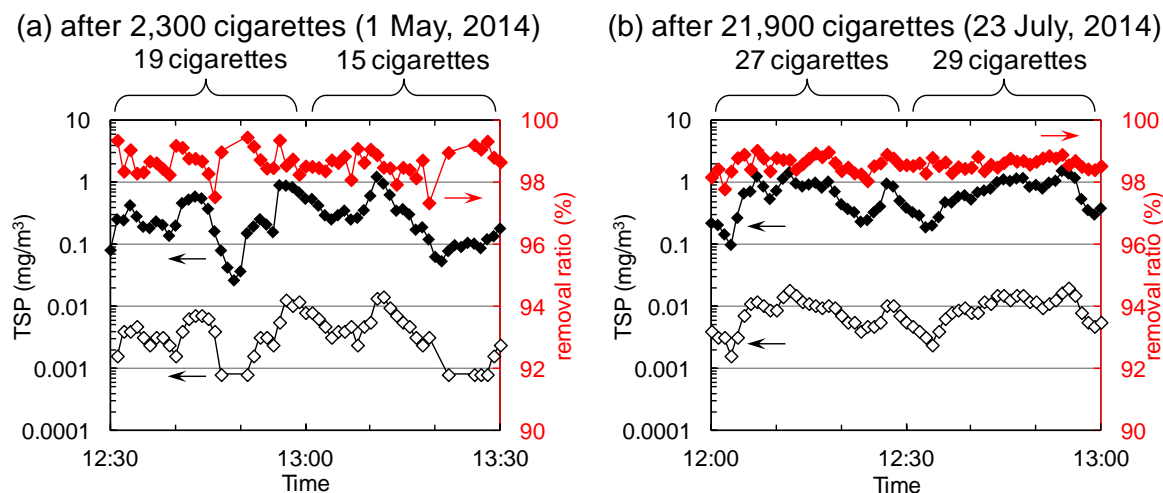


## 2.3. TSP Removal

Figure 5a shows TSP concentrations at sampling points 1 (near the air inlet of the air-cleaner, Figure 2) and 2 (inside the duct, Figure 2) after the treatment of 2300 cigarettes-worth of tobacco smoke. TSP concentrations at sampling point 1 fluctuated from 0.026 to 1.24 mg/m<sup>3</sup> with changes in the number of cigarettes burned. The TSP concentrations at sampling point 2 fluctuated from below the detection limit (0.0008 mg/m<sup>3</sup>) to 0.014 mg/m<sup>3</sup>. Thus, the average removal ratio of TSPs was 98.7% ± 0.4%. Moreover, the removal ratio maintained high-levels (98.6% ± 0.2%) after the treatment of 21,900 cigarettes

(Figure 5b). These values indicate that the air-cleaner is able to remove TSPs efficiently, in agreement with previously reported air-cleaner trends observed in laboratory test [4].

**Figure 5.** TSP concentrations at sampling points 1 (black filled diamonds, Figure 2) and 2 (black open diamonds, Figure 2) and the removal ratios of TSPs (red filled diamonds) after the treatment of (a) 2300 and (b) 21,900 cigarettes-worth of tobacco smoke.



#### 2.4. TVOC Removal

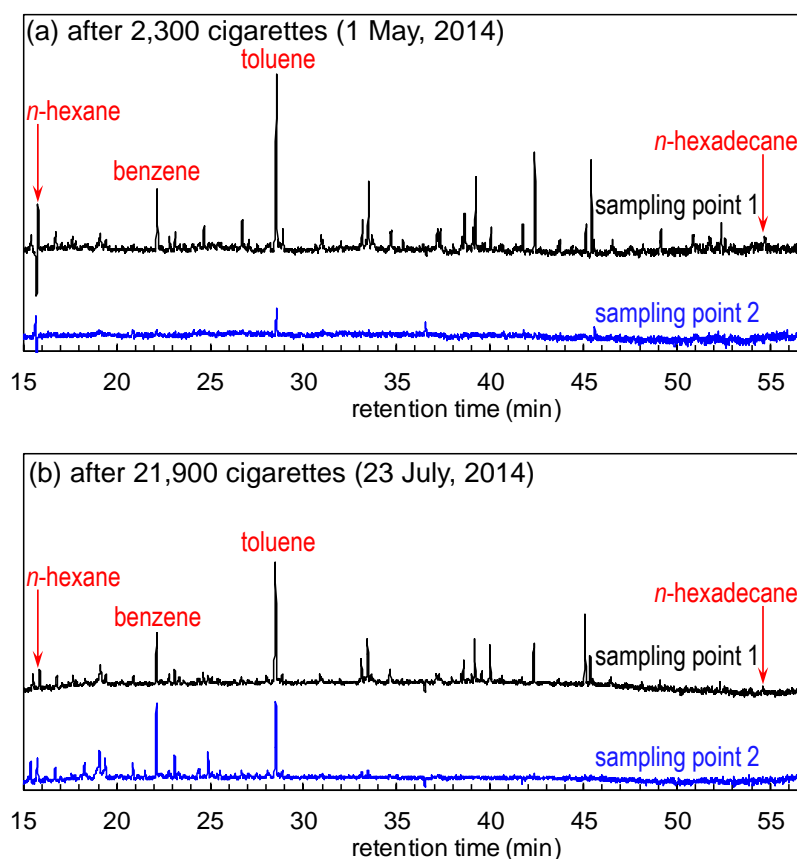
Figure 6a shows the normalised GC-MS chromatograms of the air samples at sampling points 1 and 2 after the treatment of 2300 cigarettes-worth of tobacco smoke. Many distinctive VOC peaks were observed in the chromatogram of the air sample at sampling point 1, which had almost disappeared at point 2. TVOC concentrations were calculated for all peaks between *n*-hexane (16.1 min) and *n*-hexadecane (54.7 min); they were then calibrated and converted to toluene peak (28.5 min) equivalents. In Figure 6a, the TVOC concentrations at sampling points 1 and 2 were 128.1 and 3.4  $\mu\text{g}/\text{m}^3$ , respectively (corresponding to a 97.3% removal ratio of TVOCs). However, several peaks remained or were amplified in the chromatogram of the sample at point 2 following the treatment of 21,900 cigarettes-worth of tobacco smoke (Figure 6b), especially between the *n*-hexane (16.1 min) and toluene (28.5 min) peaks. The TVOC removal ratio calculated from Figure 6b dramatically decreased to 43.8%, while the ratio for TSPs did not decrease (Figure 5). These data indicate that the TVOC removal efficiency of the air-cleaner under the present conditions is more easily affected than TSP removal efficiency by catalyst poisoning and the adsorption/desorption of VOCs on the filters during long-term use [8–11].

#### 2.5. Comparison of the Field and Laboratory Tests; The Problems and Future Directions

The removal ratios of the TSPs and TVOCs from tobacco smoke by the air-cleaner in the field laboratory tests are summarised in Figure 7. In both the field and the laboratory tests, TSP removal ratios continued at high-levels (around 98.5%) throughout the experimental period. However, the TVOC removal ratios decreased with increases in the number of cigarettes. Intriguingly, the TVOC removal ratios in the field test decreased sooner than in the laboratory test. In this case, TSPs were removed by the HEPA filter and electrostatic precipitation in the plasma treatment [12,13]. However, as mentioned

in Section 2.4, TVOC removal was easily affected by catalyst poisoning and adsorption/desorption of VOCs on the filters during long-term field use. To improve long-term usability, suitable maintenance methods must be developed such as plasma ashing of the reactor surfaces.

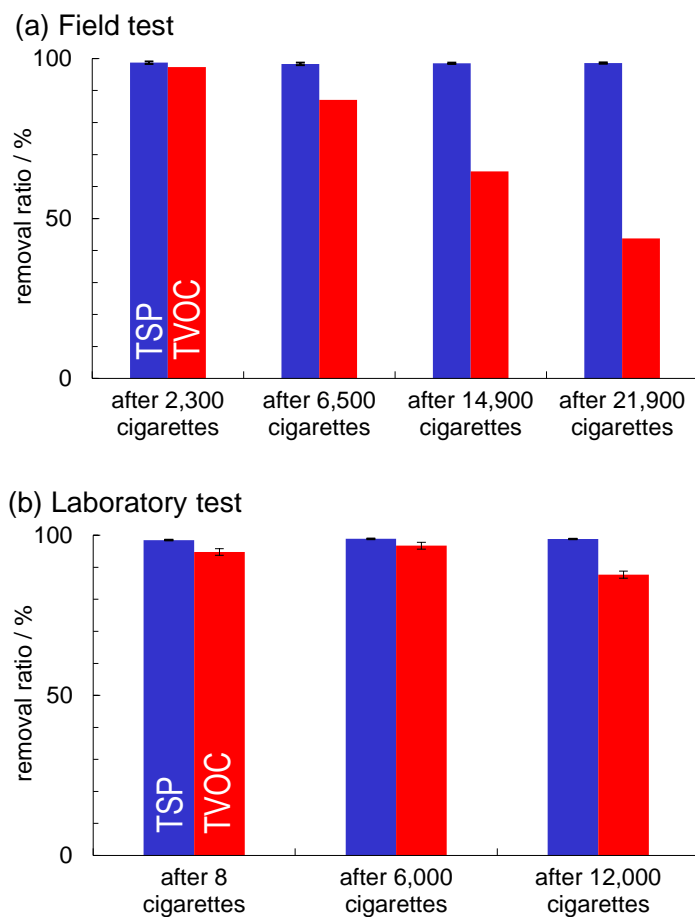
**Figure 6.** Normalised GC-MS chromatograms of the air samples from the Figure 2 sampling points 1 (black) and 2 (blue) after the treatment of (a) 2300 and (b) 21,900 cigarettes-worth of tobacco smoke.



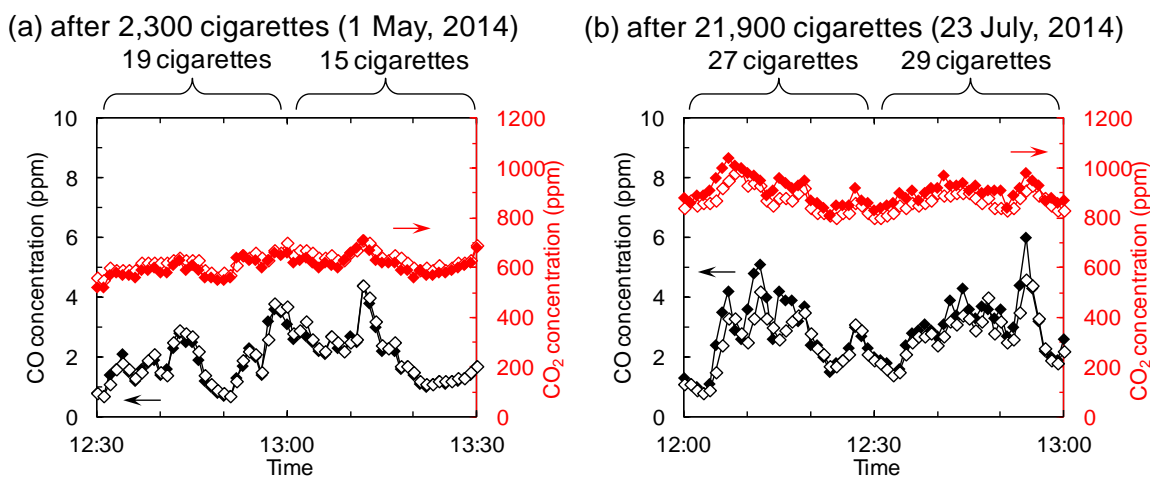
Another issue that must be considered is CO removal. Figure 8 shows CO and CO<sub>2</sub> concentrations at sampling points 1 and 2. The concentrations fluctuated with changes in the number of burning cigarettes, as was observed with the TSP concentrations (Figure 5). However, there are no clear differences between the concentrations at points 1 and 2 after the treatment of 2300 and 21,900 cigarettes-worth of tobacco smoke. These data indicate that the present experimental conditions of the photocatalysis-plasma synergistic reactor were not adequate for CO removal, despite the success with the TSP and TVOC removal. Several studies have investigated the synergistic effects of catalysis-plasma or photocatalysis-plasma systems. They found that synergism existed extensively but only under specific conditions [14–18]. Hence, a number of factors have been suggested that can affect efficiency such as catalyst loading level, input power, temperature, adsorption process, *etc.* These factors can be easily influenced by the smoking room usage in this study. This may be the biggest drawback for developing a versatile and effective air-cleaner with a photocatalysis-plasma synergistic reactor. Currently, the oxidation of CO to CO<sub>2</sub> in the presence of noble metals is being studied for the development of effective catalytic converters and fuel cells [19–21]. In this study, the causes of the decrease in TVOC removal efficiency and the poor CO removal efficiency are still unclear. However, more suitable experimental

conditions and combinations of catalysis, photocatalysis, and the plasma treatment for effective TVOC and CO removal in the field are being tested.

**Figure 7.** Removal ratios of TSPs (blue) and TVOCs (red) in tobacco smoke by the air-cleaner (a) in the field and (b) in laboratory tests. Panel (b) is reproduced from Ochiai *et al.*, [4], published by Scientific Research Publishing Inc., 2014.



**Figure 8.** CO (black) and CO<sub>2</sub> (red) concentrations from the Figure 2 sampling points 1 (filled diamonds) and 2 (open diamonds) after the treatment of (a) 2300 and (b) 21,900 cigarettes-worth of tobacco smoke.





### 3. Experimental Section

#### 3.1. Fabrication and Evaluation of the Photocatalysis-Plasma Synergistic Reactor and the Air-Cleaner

The image and schematic of the coil-shape PACT-TMiP synergistic reactor and air-cleaner are shown in Figure 1. The basic design and fabrication methods of the reactor and the air-cleaner have been previously described [4]. In this study, a voltage of 10 kV (peak-to-peak), a frequency of 25 kHz, and a power of 45 W were used. Air can be drawn through the gaps of the reactor while maintaining high surface contact with TMiP and air-plasma. A high efficiency particulate air (HEPA) filter, ten coil-shape reactors, two ozone-cut filters, an activated carbon filter, and a fan were arranged inside the air-cleaner. When the fan is turned on, air flow is generated inside the casing from the air inlet towards the air outlet, passing through the filters and the PACT-TMiP reactor. Temperature distributions of the coil-shaped reactors in the air-cleaner were measured by thermography using a Handy Thermo TVS-200EX (Nippon Avionics Co., Ltd., Tokyo, Japan). Ozone and NO<sub>x</sub> concentrations were monitored using a Model 106-L ozone monitor (2B Technologies, Boulder, CO, USA) and MODEL42 I NO<sub>x</sub> Analyser (Thermo Fisher Scientific, Waltham, MA, USA), respectively.

#### 3.2. The Evaluation Method of the Air-Purification Activity by the Air-Cleaner in the Smoking Room

The schematic of the test method for evaluating the air-purification activity of the air-cleaner is shown in Figure 2. Air flow is generated inside the smoking room from the door and air inlet to the duct, passing through the air-cleaner. Under these conditions, the smoking room was filled with tobacco smoke from the sequential burning of cigarettes by the smokers ( $32 \pm 11$  cigarettes/h, 350 cigarettes/d). The concentrations of TSPs, TVOCs, carbon monoxide (CO), and carbon dioxide (CO<sub>2</sub>) were measured after the treatments of 2300, 6500, 14,900, and 21,900 cigarettes-worth of tobacco smoke at sampling points 1 (near the air inlet) and 2 (inside the duct) defined in Figure 2. TSP concentrations were monitored using a digital real-time LD-3K2 dust monitor (Sibata Scientific Technology Ltd., Saitama, Japan) every minute for an hour. TVOC concentrations were calculated by qualitative and quantitative analysis using GC-MS analysis. A GC-17A-GCMS-QP5050A combination (Shimadzu, Kyoto, Japan) was used at an ionization voltage of 70 eV and a mass range of 35–200. The system was equipped with a 60 m × 0.25 mm internal diameter × 1.4 μm DB-624 fused silica capillary column (Agilent Technologies, Santa Clara, CA, USA) with split injection (split ratio 11:1). The oven was programmed to start at 35 °C (for 15 min) reaching 240 °C (for 8 min) at a rate of 6 °C/min. Samples were collected by drawing 60 L (0.6 L/min) of air through a charcoal tube, desorbed with 1 mL of carbon disulphide, and analysed by GC-MS. TVOC concentrations were calculated for all compounds eluted between *n*-hexane and *n*-hexadecane, they were then calibrated and converted to toluene equivalents. The removal ratios were calculated using the formula  $(A_1 - A_2)/A_1$ , where  $A_1$  and  $A_2$  are the amounts at sampling points 1 and 2, respectively. An important point to note is that the tobacco smoke was treated by the air-cleaner once, *i.e.*, this was a single-pass system. CO and CO<sub>2</sub> concentrations were also measured using a COX-3 CO/CO<sub>2</sub> analyser (Sibata Scientific Technology Ltd., Saitama, Japan) every minute for an hour.



#### 4. Conclusions

The photocatalysis-plasma synergistic air-cleaner and its long-term usability in the field were investigated. Compared with previously reported laboratory test results for the air-cleaner, TSP removal ratios remained at high-levels (around 98.5%) throughout the experimental period in both the field and laboratory tests. However, the TVOC removal ratios in the field test decreased three times sooner than in the laboratory test. Additionally, the CO removal ability of the air-cleaner was almost negligible. In conclusion, these results indicate that the photocatalysis-plasma synergistic air-cleaner was effective in the long-term removal of TSPs, given the tobacco smoke conditions in the smoking room investigated. Suitable maintenance methods for the reactor surfaces would improve the long-term TVOC removal ability of the air-cleaner in the field.

#### Acknowledgments

We are grateful to N. Uchiyama, H. Inoue, H. Kasagi (I'm PACT World Co., Ltd.), Y. Abe, I. Kurihara, R. Yokoyama, H. Shigeno, and S. Arai (TANASHIN DENKI Co. Ltd.) for the experiments and discussions. We would also like to thank the staff at the SGS, Inc. offices for providing the opportunity for field testing and their support.

#### Author Contributions

Tsuyoshi Ochiai, Tadashi Machida, and Yoshitsugu Uchida participated in study design. Tadashi Machida and Yoshitsugu Uchida conducted the study. Data was collected and analysed by Tadashi Machida and Erina Ichihashi. The manuscript was written by Tsuyoshi Ochiai, Naoki Nishida, Tadashi Machida, and Yoshitsugu Uchida. Yuko Morito designed and made the TMiP. Yuji Hayashi, Yuko Morito, and Akira Fujishima provided valuable discussions and advice on the manuscript.

#### Conflicts of Interest

The authors declare no conflicts of interest.

#### References

1. Ochiai, T.; Nakata, K.; Murakami, T.; Morito, Y.; Hosokawa, S.; Fujishima, A. Development of an air-purification unit using a photocatalysis-plasma hybrid reactor. *Electrochemistry* **2011**, *79*, 838–841.
2. Ochiai, T.; Fujishima, A. Photoelectrochemical properties of tio<sub>2</sub> photocatalyst and its applications for environmental purification. *J. Photochem. Photobiol. C* **2012**, *13*, 247–262.
3. Ochiai, T.; Hayashi, Y.; Ito, M.; Nakata, K.; Murakami, T.; Morito, Y.; Fujishima, A. An effective method for a separation of smoking area by using novel photocatalysis-plasma synergistic air-cleaner. *Chem. Eng. J.* **2012**, *209*, 313–317.
4. Ochiai, T.; Hayashi, Y.; Ichihashi, E.; Machida, T.; Uchida, Y.; Tago, S.; Morito, Y.; Fujishima, A. Development of a coil-shape photocatalysis-plasma synergistic reactor for a practical and long-term usable air-cleaner. *Am. J. Anal. Chem.* **2014**, *5*, 467–472.

5. Chen, X.; Rozak, J.; Lin, J.-C.; Suib, S.L.; Hayashi, Y.; Matsumoto, H. Oxidative decomposition of chlorinated hydrocarbons by glow discharge in pact (plasma and catalyst integrated technologies) reactors. *Appl. Catal. A* **2001**, *219*, 25–31.
6. Ochiai, T.; Hoshi, T.; Slimen, H.; Nakata, K.; Murakami, T.; Tatejima, H.; Koide, Y.; Houas, A.; Horie, T.; Morito, Y.; *et al.* Fabrication of tio<sub>2</sub> nanoparticles impregnated titanium mesh filter and its application for environmental purification unit. *Catal. Sci. Technol.* **2011**, *1*, 1324–1327.
7. Hofer, M.; Penner, D. Thermally stable and photocatalytically active titania for ceramic surfaces. *J. Eur. Ceram. Soc.* **2011**, *31*, 2887–2896.
8. Knudsen, H.N.; Kjaer, U.D.; Nielsen, P.A.; Wolkoff, P. Sensory and chemical characterization of VOC emissions from building products: Impact of concentration and air velocity. *Atmos. Environ.* **1999**, *33*, 1217–1230.
9. Wolkoff, P.; Wilkins, C.K.; Clausen, P.A.; Nielsen, G.D. Organic compounds in office environments—Sensory irritation, odor, measurements and the role of reactive chemistry. *Indoor Air* **2006**, *16*, 7–19.
10. Uhde, E.; Salthammer, T. Impact of reaction products from building materials and furnishings on indoor air quality—A review of recent advances in indoor chemistry. *Atmos. Environ.* **2007**, *41*, 3111–3128.
11. Batterman, S.; Godwin, C.; Jia, C. Long duration tests of room air filters in cigarette smokers' homes. *Environ. Sci. Technol.* **2005**, *39*, 7260–7268.
12. Cho, M.S.; Ko, H.J.; Kim, D.; Kim, K.Y. On-site application of air cleaner emitting plasma ion to reduce airborne contaminants in pig building. *Atmos. Environ.* **2012**, *63*, 276–281.
13. Molaei Najafabadi, M.; Basirat Tabrizi, H.; Aramesh, A.; Ehteram, M.A. Effects of geometric parameters and electric indexes on performance of a vertical wet electrostatic precipitator. *J. Electrostat.* **2014**, *72*, 402–411.
14. Klett, C.; Duten, X.; Tieng, S.; Touchard, S.; Jestin, P.; Hassouni, K.; Vega-González, A. Acetaldehyde removal using an atmospheric non-thermal plasma combined with a packed bed: Role of the adsorption process. *J. Hazard. Mater.* **2014**, *279*, 356–364.
15. Lee, H.; Lee, D.-H.; Song, Y.-H.; Choi, W.C.; Park, Y.-K.; Kim, D.H. Synergistic effect of non-thermal plasma-catalysis hybrid system on methane complete oxidation over Pd-based catalysts. *Chem. Eng. J.* **2015**, *259*, 761–770.
16. Sano, T.; Negishi, N.; Sakai, E.; Matsuzawa, S. Contributions of photocatalytic/catalytic activities of tio<sub>2</sub> and γ-al<sub>2</sub>o<sub>3</sub> in nonthermal plasma on oxidation of acetaldehyde and co. *J. Mol. Catal. A* **2006**, *245*, 235–241.
17. Assadi, A.A.; Bouzaza, A.; Merabet, S.; Wolbert, D. Modeling and simulation of vocs removal by nonthermal plasma discharge with photocatalysis in a continuous reactor: Synergetic effect and mass transfer. *Chem. Eng. J.* **2014**, *258*, 119–127.
18. Assadi, A.A.; Bouzaza, A.; Vallet, C.; Wolbert, D. Use of dbd plasma, photocatalysis, and combined dbd plasma/photocatalysis in a continuous annular reactor for isovaleraldehyde elimination—Synergetic effect and byproducts identification. *Chem. Eng. J.* **2014**, *254*, 124–132.
19. Chan, D.; Tischer, S.; Heck, J.; Diehm, C.; Deutschmann, O. Correlation between catalytic activity and catalytic surface area of a pt/al<sub>2</sub>o<sub>3</sub> doc: An experimental and microkinetic modeling study. *Appl. Catal. B* **2014**, *156–157*, 153–165.

20. Caballero-Manrique, G.; Velázquez-Palenzuela, A.; Brillas, E.; Centellas, F.; Garrido, J.A.; Rodríguez, R.M.; Cabot, P.-L. Electrochemical synthesis and characterization of carbon-supported Pt and Pt–Ru nanoparticles with Cu cores for CO and methanol oxidation in polymer electrolyte fuel cells. *Int. J. Hydrog. Energy* **2014**, *39*, 12859–12869.
21. Reshetenko, T.V.; Bethune, K.; Rubio, M.A.; Rocheleau, R. Study of low concentration CO poisoning of Pt anode in a proton exchange membrane fuel cell using spatial electrochemical impedance spectroscopy. *J. Power Sources* **2014**, *269*, 344–362.

*Sample Availability:* Not available.

© 2014 by the authors; licensee MDPI, Basel, Switzerland. This article is an open access article distributed under the terms and conditions of the Creative Commons Attribution license (<http://creativecommons.org/licenses/by/4.0/>).