

Short Note

2-Methylsulfanylbenzo[f]isoquinoline

Faisal Jamshaid, Musharraf N. Khan and Karl Hemming *

Department of Chemical Sciences, School of Applied Sciences, University of Huddersfield,
HD1 3DH, UK

* Author to whom correspondence should be addressed; E-Mail: k.hemming@hud.ac.uk;
Tel.: +44-1484-472188; Fax: +44-1484-472182.

Academic Editor: Norbert Haider

Received: 29 April 2015 / Accepted: 25 May 2015 / Published: 27 May 2015

Abstract: S-Methylation of a 4-(naphth-2-yl)- β -thiolactam gives an intermediate 4-(naphth-2-yl) substituted 1-azetine which undergoes a [2+2] ring-opening followed by electrocyclic ring closure of the resulting 2-azadiene to give a benzo[f]isoquinoline.

Keywords: benzoisoquinoline; 1-azetine; naphthalene

Introduction

Benzoisoquinolines (Figure 1) are relatively unexplored heterocycles which have attracted limited interest in the literature [1–8]. Benzo[f]isoquinolines **1** [1–4] are useful in the synthesis of aza-steroids [3] and have had their affinity for the 5-HT₃ receptor explored [4]. Benzo[h]isoquinolines **2** have also been synthesized [5–8] and some of these have been shown to be potent inhibitors of ATP-competitive Chk1 kinase [8]. The benzo[g]isoquinoline nucleus **3** has also been reported [8]. In this short note, we wish to report the synthesis of the previously unreported 2-methylthiobenzo[f]isoquinoline **4** which is obtained from an unprecedented rearrangement of 2-methylthio-4-(naphth-2-yl)-1-azetine **5**, shown in Scheme 1. Whilst benzo[f]isoquinolines and the isomeric 3-(naphth-1-yl)-1-azetines have been reported as common products obtained from reactions of dehydronaphthylalanines [1,2], the formation of benzoisoquinolines from 4-(naphth-2-yl)-1-azetines has not been reported. The isomeric 4-methylthiobenzo[f]isoquinoline **6**, obtained via an entirely different route, has been reported [3].

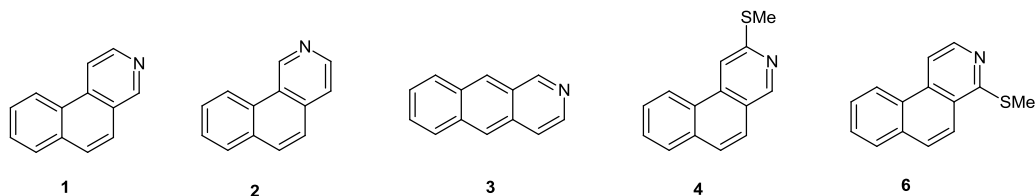
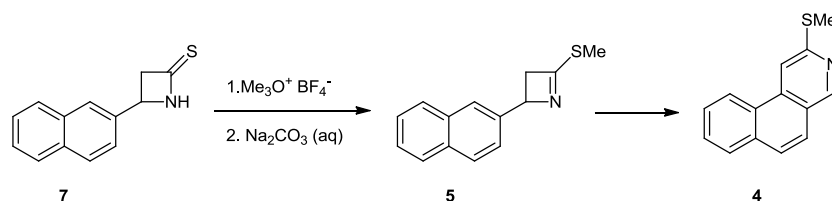


Figure 1. Benzoisoquinolines.

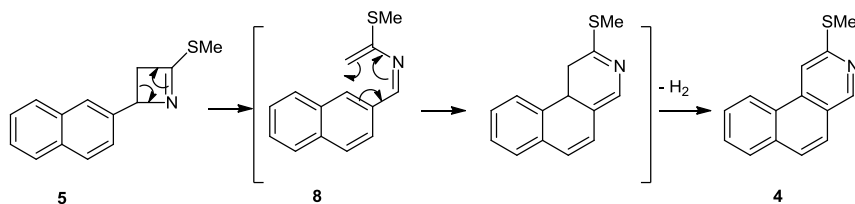
Discussion

2-Methylthio-4-(naphth-2-yl)-1-azetidine **5** (Scheme 1) has been synthesized by us before [9,10] and used in cycloaddition reactions. Previously, the 1-azetidine was obtained by alkylation of the readily available [9,10] thiolactam **7**, as shown in Scheme 1. When this reaction mixture is worked up and purified immediately, the 1-azetidine is the major product, as already reported [9,10]. However, we have now found that when the crude 1-azetidine reaction mixture from the reaction of thiolactam **7** with trimethyloxonium tetrafluoroborate is left overnight rather than used immediately, the 1-azetidine is not the isolated product, but rearranges to give 2-methylthiobenzo[*f*]isoquinoline **4** (35% from **7**) instead. A sample of the pure 1-azetidine **5** underwent quantitative rearrangement to the isoquinoline **4** after storage in CDCl_3 for one week, indicating that alkylation of the thiolactam **7** is the limiting step.



Scheme 1. Synthesis of 2-methylthiobenzo[*f*]isoquinoline **4**.

As shown in Scheme 2, we propose that the 1-azetidine **5** undergoes ring-opening to the 2-azadiene **8**, a thermal ring-opening process known in 1-azetines [11–13]. Electrocyclic ring closure then occurs onto the more reactive and favored naphthyl 1-position [14–16] as opposed to the alternative, less reactive, dis-favored 3-position. Loss of hydrogen and aromatization then gives the benzo[*f*]isoquinoline **4**.



Scheme 2. Proposed mechanism.

Experimental

To 4-naphthylazetidin-2-thione **7** [9,10] (300 mg, 1.42 mmol) in dry dichloromethane (10 mL) in a 50 mL round-bottomed flask was added Meerwein's salt (312 mg, 2.11 mmol) under an atmosphere of

dry nitrogen. The mixture was stirred at room temperature for 1 h and then at reflux for 1 h. The solution was cooled to room temperature and added drop-wise to a 50% aqueous solution of potassium carbonate (10 mL) at $-10\text{ }^{\circ}\text{C}$ and left to warm to room temperature overnight. The resulting mixture was filtered through Celite and the organic layer was separated. The aqueous layer was extracted with dichloromethane ($2 \times 10\text{ mL}$), and the combined organic extracts were dried (MgSO_4). After filtration the solvent was removed under reduced pressure using a rotary evaporator to give a dark orange oil which was purified by silica column chromatography (hexane/EtOAc; 3:1) to give the product as a light yellow oil (112 mg, 35%), $R_f = 0.48$. The reaction was monitored by TLC, which was carried out on 0.20 mm Macherey-Nagel Alugram[®] Sil G/UV₂₅₄ silica gel-60 F₂₅₄ precoated aluminium plates (Fisher Scientific UK Ltd, Loughborough, UK) and visualisation was achieved using UV light. Column chromatography was performed on silica gel (0.063–0.200 mm, 60 Å) from the same supplier.

Spectroscopic Data

IR ν_{max} (neat, cm^{-1}): 3043 (w), 2955 (m), 1587 (m), 1556 (m), 1493 (m), 1441 (m), 1391 (m), 1144 (m), 1124 (s), 1073 (m), 835 (m), 748 (s).

^1H -NMR: δ (400 MHz, CDCl_3): 9.19 (1H, dd, $J = 7.8, 1.6\text{ Hz}$, ArH), 7.83 (1H, d, $J = 8.4\text{ Hz}$, ArH), 7.80 (1H, dd, $J = 7.3, 1.8\text{ Hz}$, ArH), 7.64–7.56 (3H, m, ArH), 7.53 (1H, d, $J = 8.7\text{ Hz}$, ArH), 7.29 (1H, d, $J = 8.4\text{ Hz}$, ArH), 2.77 (3H, s, Me).

^{13}C -NMR δ (100 MHz, CDCl_3): 158.51 (C), 146.18 (C), 134.63 (CH), 133.21 (C), 130.21 (C), 127.34 (CH), 127.04 (CH), 125.99 (CH), 125.41 (CH), 124.50 (CH), 123.72 (CH), 122.53 (C), 120.19 (CH), 13.26 (CH_3).

HRMS (ESI⁺, m/z) $[\text{M} + \text{H}]^+$ for $\text{C}_{14}\text{H}_{12}\text{NS}$ calculated 226.0685, measured 226.0692.

Acknowledgments

We acknowledge Neil McLay for NMR spectroscopy and mass spectrometry.

Author Contributions

Hemming designed the project and is the principal and corresponding author and wrote the text. Khan and Jamshaid conducted the practical work associated with this project and contributed equally.

Conflicts of Interest

The authors declare no conflict of interest.

References and Notes

1. Hoshina, H.; Kubo, K.; Morita, A.; Sakurai, T. Formation of Isoquinoline and 1-Azetine Derivatives via Novel Photocyclization of Substituted α -Dehydrophenylalanines. *Tetrahedron* **2000**, *56*, 2941–2951.

2. Maekawa, K.; Igarashi, T.; Kubo, K.; Sakurai, T. Electron transfer-initiated photocyclization of substituted *N*-acetyl- α -dehydro(1-naphthyl)alanines to 1,2-dihydrobenzo[*f*]quinoline derivatives: scope and limitations. *Tetrahedron* **2001**, *57*, 5515–5526.
3. Lalezari, I.; Nabahi, S. Polyazasteroids. III. 1,2,4-Triazolo[3,4-*a*]benzo[*f*]isoquinoline. Synthesis of the Diazaphenanthrene Alkaloid Perlolidine and its 1,8-Phenanthroline Isomer. *J. Heterocycl. Chem.* **1980**, *17*, 1761–1763.
4. Cappelli, A.; Anzini, M.; Vomero, S.; Canullo, L.; Mennuni, L.; Makovec, F.; Doucet, E.; Hamon, M.; Menziani, M.C.; de Benedetti, P.G.; *et al.* Novel Potent and Selective Central 5-HT₃ Receptor Ligands Provided with Different Intrinsic Efficacy. *J. Med. Chem.* **1999**, *42*, 1556–1575.
5. Wang, H.; Yu, Y.; Hong, X.; Xu, B. Mn(II)/O₂-promoted oxidative annulation of vinyl isocyanides with boronic acids: Synthesis of multi-substituted isoquinolines. *Chem. Commun.* **2014**, *50*, 13485–13488.
6. Lechel, T.; Dash, J.; Eidamshaus, C.; Brüdgam, I.; Lentz, D.; Reissig, H.-U. A three-component synthesis of β -alkoxy- β -keto-enamides—flexible precursors for 4-hydroxypyridine derivatives and their palladium-catalysed reactions. *Org. Biomol. Chem.* **2010**, *8*, 3007–3014.
7. Villuendas, P.; Urriolabeitia, E.P. Primary Amines as Directing Groups in the Ru-Catalyzed Synthesis of Isoquinolines, Benzoisoquinolines and Thienopyridines. *J. Org. Chem.* **2013**, *78*, 5254–5263.
8. Garbaccio, R.M.; Huang, S.; Tasber, E.S.; Fraley, M.E.; Yan, Y.; Munshi, S.; Ikuta, M.; Kuo, L.; Kreatsoulas, C.; Stirdivant, S.; *et al.* Synthesis and evaluation of substituted benzoisoquinolinones as potent inhibitors of Chk1 kinase. *Bioorg. Med. Chem. Lett.* **2007**, *17*, 6280–6285.
9. Hemming, K.; Khan, M.N.; O’Gorman, P.A.; Pitard, A. 1,2,4-Oxadiazoles from cycloreversions of oxadiazabicyclo[3.2.0]heptenes: 1-Azetines as thiocyanate equivalents. *Tetrahedron* **2013**, *69*, 1279–1284.
10. Hemming, K.; Khan, M.N.; Kondakal, V.V.R.; Pitard, A.; Qamar, M.I.; Rice, C.R. Pyridines from Azabicyclo[3.2.0]hept-2-en-4-ones through a Proposed Azacyclopentadienone. *Org. Lett.* **2012**, *14*, 126–129.
11. Novikov, M.S.; Smetanin, I.A.; Khlebnikov, A.F.; Rostovskii, N.V.; Yufit, D.S. Synthesis of electron-poor 4-halo-2-azabuta-1,3-dienes by Rh(II)-catalyzed diazo ester-azirine coupling. 2-Azabuta-1,3-diene-2,3-dihydroazete valence isomerism. *Tetrahedron Lett.* **2012**, *53*, 5777–5780.
12. Sugie, M.; Takeo, H.; Matsumura, C. A Study of the Thermal Decomposition and Dehydrochlorination of *N*-Chloroazetidine: Microwave Spectra of *N*-Chloromethylenimine, 1-Azetine, and 2-Azabutadiene. *J. Am. Chem. Soc.* **1989**, *111*, 906–910.
13. Guillemin, J.C.; Denis, J.M.; Lablache-Combier, A. 1-Azetine: Thermal Ring Opening to 2-Azabutadiene. *J. Am. Chem. Soc.* **1981**, *103*, 468–469.
14. Deutsch, J.; Prescott, H.A.; Müller, D.; Kemnitz, E.; Lieske, H. Acylation of naphthalenes and anthracene on sulfated zirconia. *J. Catal.* **2005**, *231*, 269–278.
15. Sörgel, S.; Azap, C.; Reissig, H.-U. Preparation of Highly Substituted Naphthaldehyde Derivatives—A Regioselective Approach to Building Blocks for the Synthesis of Rubromycins. *Eur. J. Org. Chem.* **2006**, *2006*, 4405–4418.

16. Grigg, R.; Kongkathip, N.; Kongkathip, B.; Luangkamin, S.; Dondas, H.A. Palladium catalysed reaction of allene with phenols. Phenoxymethyl-1,3-dienes and their further reactions. *Tetrahedron* **2001**, *57*, 7965–7978.

© 2015 by the authors; licensee MDPI, Basel, Switzerland. This article is an open access article distributed under the terms and conditions of the Creative Commons Attribution license (<http://creativecommons.org/licenses/by/4.0/>).