

# Software packages for calculation of fire resistance of building construction, including fire protection

M V Gravit, M D Terekh, V A Lyulikov and S A Svintsov

Peter the Great St. Petersburg Polytechnic University, 195251, Politechnicheskaya st., 29, Russian Federation

lulikv@yandex.ru

**Abstract.** In the article a review of modern software systems allowing calculating the distribution of temperature fields in a structure in time, without loading and with it (the fire resistance limit of structures) under conditions of a special fire load has been given. The algorithm of the finite element method is used for the calculations, on which each of the considered complexes is based. Specifically: Sofistik, ABAQUS, Normcad, ANSYS, Robot structure. Comparative analysis has been made from the point of view of intuitive user interface, the possibilities of modeling various conditions and fire regimes, tools for communication with other software complexes and the format of output of results. The results demonstrating the capabilities of the post-processor Sofistik have been presented.

## 1. Introduction

There is an increased number of fires and other emergencies that can cause fire or are their consequence. In this regard, the tasks of improving calculation and analytical methods for determining the fire resistance of load-bearing building structures are actuated, including those used for the purpose of increasing the fire resistance limits by means of fire protection.

In situation of modern technologies in construction and design, software for simulating real situations and their subsequent calculation became more relevant [1-15, 21]. It is necessary to identify the advantages and disadvantages of each software complex in terms of technical and economic criteria based on functional analysis and to identify the optimal software package for calculating the fire resistance of building structures.

The definition of design fires is the starting point of fire safety engineering. Fire scenarios should be determined with caution in close cooperation between the client, designers and authorities. Variety of fires must be considered depending on the use intended for the building. The standardization of fire loads is extremely important for contractor's operations around the world. This is also important in the development of software systems. The most important indicator of building structures is the fire-resistance rating - the ability of structures to limit the spread of fire, and also to maintain the required performance at high temperatures in a fire. In practice, the fire resistance limit is determined by fire tests.

The essence of the methods consists in determining the time from the beginning of the thermal action on the structure, in accordance with this standard, before one or several successive states of fire resistance occur, taking into account the functional purpose of the structure. There are following main types of limiting states of building structures for fire resistance.



Loss of load capacity is due to collapse of the structure or occurrence of ultimate deformations (R). Loss of integrity resulting from the formation of through cracks or openings in the structures through which combustion products or flame (E) penetrate to the unheated surface. Loss of heat-insulating ability due to temperature rise on the unheated surface of the structure to the limit values for the given design (I) [16]. Additional limiting structural states and criteria for their occurrence, if necessary, are established in standards for testing specific designs. In practice, there is insufficient support for research laboratories. At the same time, full-scale tests are laborious and expensive, so it makes sense to apply mathematical modeling methods.

Some normative documents of the Russian Federation and the European Union [16 - 20] establish computational algorithms for such methods for steel and reinforced concrete, but all of them are based on crude mathematical models of rod mechanics and give large errors and therefore can not be used for the final certification of load-bearing reinforced concrete building structures for their fire resistance. Calculation methods based on the use of more accurate mathematical models of the reinforced concrete behavior under fire conditions are called refined. When applying refined methods for determining the fire resistance of load-bearing reinforced concrete structures, one of the most effective is the finite element method (FEM), since it is universal, and the algorithms of its numerical implementation are very well developed and allow taking into account all the significant features of the behavior of reinforced concrete under the combined action of high-temperature heating and mechanical loads.

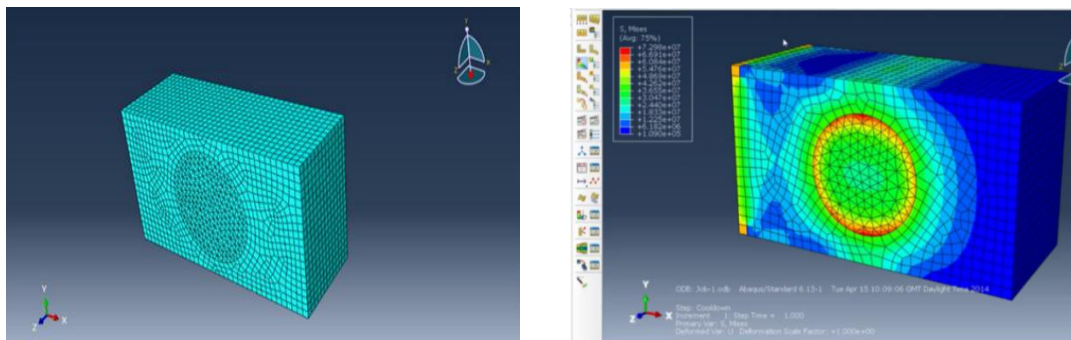
The development of computer technology in recent years has led to the possibility of extensive use of numerical methods for determining stresses and deformations in structural elements. Among such methods, the finite element method has the greatest practical importance. In engineering practice, quite a lot of complexes that implement FEM are used. In the case of software complexes, the results of calculations strongly depend on the correctness of the applied computational models.

In the ABAQUS software for calculation of heat transfer, the ABAQUS-standart module is used to solve traditional finite element analysis problems. There is no dedicated module for calculating the fire resistance of structures. ABAQUS uses its own powerful preprocessor, which allows creating almost any elements that include different materials. As a result of the calculation, the picture of VAT is determined at different stages of construction, as well as precipitation, deformation of the building elements. Almost any design can be simulated in its own preprocessor. But if we are talking about a typical element, which needs to specify the geometric parameters of the section and the material, in this case, this operation will take quite a lot of time. Typical materials are also absent, so for their formation, it is necessary to specify coefficients such as the modulus of elasticity, Poisson's ratio, and the coefficient of linear expansion (Figure 1). In the software complexes of ABAQUS many well-known researchers work in the field of calculating the fire resistance of structures [4, 7, 9, 12].

Since there are no simulated fire modes by default in the program, it is necessary to set manually the temperature mode, which will affect the design. The boundary conditions are also set in the standard preprocessor. The final step before the calculation is the formation of a finite element grid. The user manually sets the finite element dimensions for each part of the element.

The result of the calculations is the gradient of the finite element model with the visualization of stresses that arise as a result of thermal influence. It is necessary to analyze the results and compare the stresses occurred in the element with the allowable stresses for this material. Thus, the fire resistance limit for the load-carrying capacity will be obtained.

Also, the ABAQUS software complex calculates fire protection based on intumescent materials applied to steel structures. The numerical model is developed using ABAQUS to simulate actual scenarios for predicting and establishing temperature distribution on the damaged coating at elevated temperature. The structural regime of the fire resistance of the intumescent coating on the protected steel beams was particularly sensitive to the applied boundary conditions. Careful selection of nodes in the element was necessary to avoid numerical instability and an unexpected numerical error during the analysis.



**Figure 1.** Stress distribution according to the calculated finite element model.

The NormCAD software complex of the company "Suproton" LLC is positioned as a package of applied programs for the calculation of building structures. A distinctive feature of the program is that it contains a certain number of normative documents.

In the process of entering the initial data NormCAD will offer to specify all the geometric characteristics, the presence of reinforcement, material and load acting on the structure. In our case, we set the time of exposure to the fire. As a result, we get a report in the program interface with the ability to quickly change the settings. Automation element in NormCAD is also the output of the report in the form, export is carried out in a plain text document with full visual design.

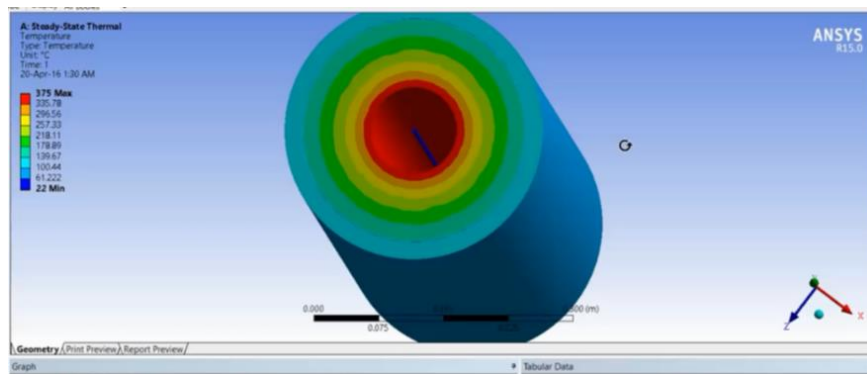
Another software package presented by the Russian developer LLC "Thehkssoft" is Ing + (subsystem Statics). In this module it is possible to obtain the fire resistance limit of a separate design of a given cross-section. The developer provides for the calculation of only reinforced concrete elements. The user's section is also limited to typical schemes of load-bearing elements, in which the user has the opportunity only to set and change the geometry of the structure. It is worth saying that, in addition to calculating with the use of Russian documents on which the tests are based [18]; the program includes the regulatory requirements of Eurocode 2 [19].

The software complex ANSYS (American company ANSYS, Inc.) is one of the most functional and advanced calculation programs. Calculation of fire resistance is carried out by the developers designated as temperature analysis. The calculation process consists of 7 stages, where the task itself, the materials, the geometry of the element, the settings of the finite element grid, the temperature of the faces of the element, the text results and the visualization of the results in the schedule are sequentially set ('Figure 2'). The fire resistance of the plate was determined by constructing tangents to the curves of deflection at the point of their bending when forming a plastic hinge in the plate [3, 5, 15].

It is worth noting that the preprocessor allows specifying almost any shape of an element, any constituent parts with fairly intuitive tools. Temperature indicators are set on the faces of the element manually, since there are no special temperature regimes in this calculation. The postprocessor visualizes the results, demonstrating the temperature distribution over the surface and cross-section of the element.

The determination of the fire resistance limit of a building or structure as a whole for the limiting state "R" assumes the design calculation as a single nonlinear system. Accounting for physical, geometric and constructive nonlinearities is caused by the necessity of calculating the structure in a state close to the load-bearing capacity and beyond. In this case, neglecting these types of nonlinearities leads to significant errors in the calculation results.

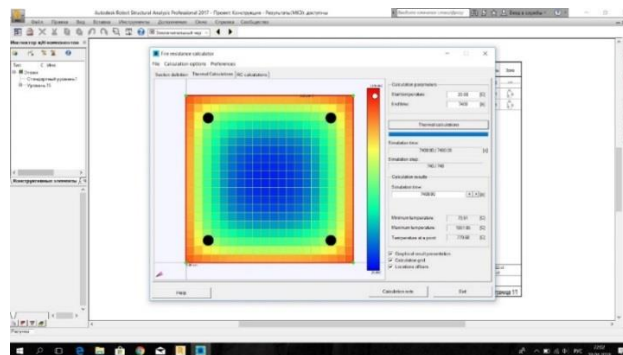
This method of calculation is good in that the user has the opportunity to get more information about the behavior of the building's structural system under fire load conditions, but when using structures whose fire resistance limits are calculated in advance, this method is much more resource-intensive. In this case, it is possible to calculate in ANSYS a separate element and analyze its isopole of stresses.



**Figure 2.** Temperature distribution by the calculated element.

Autodesk Revit Structure is software complex is created for designing building structures and coordinating the data with the project. The use of intelligent models in this program allows specialists to make a preliminary calculation of the structures and their operational parameters even before construction begins. On the basis of Autodesk Revit there are two software modules: tools for building skeletons and further transferring them to structural modules. The collaboration capability used in Autodesk Revit Structure enables all engineers involved in the search to simultaneously access the model of the projected construction site, and also provides tools for virtual division of the model into separate parts with the ability to configure shared access to various parts of the project.

While using this program it is possible to use any elements on complexity and a material, it can be rod elements, plate, shells and volume elements. Materials for calculation can be reinforced concrete, metal, wooden or aluminum structures and others. The main disadvantage of the program is the non-integration of domestic design standards. But the program can be updated every year and there is a number of prospects for the Autodesk suite.



**Figure 3.** Representation of calculation results in the Autodesk Robot.

The Autodesk Robot Structural Analysis Professional module provides a two-way link between programs that participate in the work. Thus, the model in the program Autodesk Revit Structure can be automatically updated taking into account the results obtained for further work with the project after the necessary calculations (Figure 3).

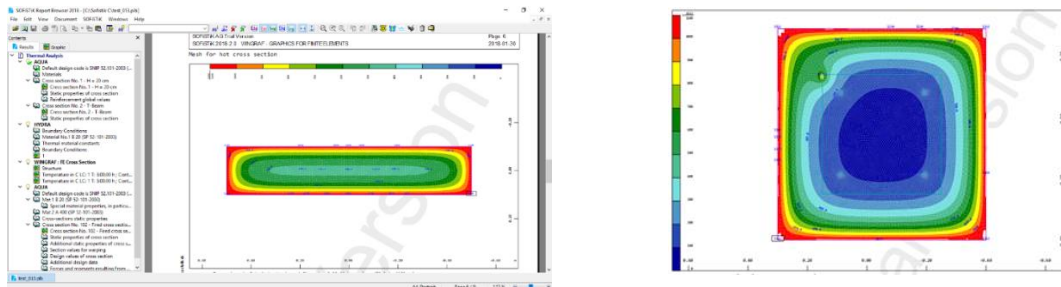
There is a special module HYDRA based on the differential equations of Laplace and Poisson in the software complex Sofistik. The system is divided into finite elements with simplified physical properties. Thermal analysis makes it possible to calculate the temperature distribution within an element in various fire regimes and its different exposure time. It is important to note that the real problem is always spatial, but in Sofistik calculations are performed using only two axes. This is possible due to the use of the Dupuis hypothesis on the transition to a simplified planar problem. There

are both built-in preprocessors and the ability to use third-party development in the software complex Sofistik. In practice, Autodesk Revit is used with the finished 3D model as a preprocessor for Sofistik.

It is necessary to set loads, boundary conditions, sections and materials of structural elements and specify all necessary settings for export (finite element grid, finite element size, information about necessary calculations).

Sofistik modules cover 3 sections: data entry and generation of calculation schemes, calculation, analysis of results. All project data is managed using a common database. Due to this, flexible data exchange is possible with different methods of input.

After being exported, the model is presented in a finite-element form. In this case, you can automatically calculate the cross sections of the specified elements. The fire resistance calculation with the HYDRA module can only be performed for individual elements ('Figure 4'). If it is necessary to calculate the fire resistance of the entire structure, the ASE module is used. In this case, the temperature load is pre-introduced (usually in SofiPLUS AutoCad).



**Figure 4.** The heating of element in the report Sofistik.

After the calculations, Sofistik automatically creates an output file. File contains text data of the results and a display of the deformed finite element mesh, a simulation plot of the temperature of the simulated fire and the temperature distribution within the element. The user can determine the strength loss of the element and integrity loss for a given distribution [21].

The program ELCUT ("Tor" LLC) allows to solve the construction problems associated with the heating of concrete. The ELCUT also simulates the FEM. For example, using the WinConcret add-in, it is possible to simulate the warm-up of a thin-walled monolithic overlap along the profiled sheet between the brick walls [22].

## 2. Methods

To date, the main method of calculation is the algorithm of the finite element method for each of the modern software systems. Otherwise this method can be called a displacement method. The unknown quantities are the displacements of the finite element system at the characteristic points. These values can be obtained by interpolating the values of the displacement of neighboring nodes. Further, a global stiffness matrix is formed on the basis of the finite element scheme and the finite element libraries.

Due to this, it is possible to determine the reactions at the nodes of the element as it moves along each of the directions of the degrees of freedom.

The system must come to equilibrium to determine the unknowns at each node. A system of linear equations with a significant number of unknowns is being formed. The resulting stresses are transferred from one element to another and the size of the transition is a direct indicator of the quality of the finite element analysis. Table summarizes the analysis of the capabilities of software packages.

## 3. Conclusions

In some cases, it is advisable to replace expensive full-scale fire resistance tests for computer simulation of the behavior of structures in a fire. The accuracy of modern software systems corresponds to real tests. Also, due to the consideration of various fire factors, software systems can

guarantee a high level of proximity to real situations. At the moment there are enough alternatives to calculate the fire resistance of both individual elements and entire structures. The choice of a program primarily depends on the complexity of the user task. The cost of software complexes corresponds to the functionality they contain.

**Table.** Advantages and disadvantages of some software complexes for calculating fire resistance.

	Characteristic	Software package					
		ABAQUS	ANSYS	Norm CAD	Sofistik	Robot	Elcut
Preprocessor Features	Exporting 3D Model from Revit	-	+	-	+	+	-
	Own graphical builder of 2D / 3D-models	+	+	-	+	+	+/-
	Possibility to specify fire protection for the structure (plates and an intumescent fire protection)	+	+	-	-	-	-
	Built-in characteristics of construction materials (excluding reinforced concrete)	+	+	-	+	+	+
Calculation module	Accounting of loads on load-bearing elements	+	+	+	+	+	-
	Modeling of different fire regimes (hydrocarbon, external fire exposure and slow heating)	+	+	-	+	-	-
	The possibility of calculation taking into account typical fittings (built-in reinforcement library)	-	-	+	+	+	-
	Visualization of temperature distribution in the structure	-	+	-	+	+	+
Features of the postprocessor	Visualization of deformations of the FE-mesh	+	+	-	+	+	-
	Output of a report suitable	-	-	+	-	-	-
	Developer	USA	USA	RF	FRG	USA	RF
Price for 1 PC (\$US)	Commercial (depends on the set of functions) version, \$	25000	31000	400	8000	2900	2000
	Academic version, \$	8000	31000	-	0	0	0

Leader of the possibilities of calculations is ANSYS. This complex has a huge number of functions and tools for modeling full-fledged buildings and simulating a fire in the location given. However, in a number of cases, the modeling of entire structures is inexpedient, so it is better to use ABAQUS, Sofistik, Elcut. The NormCAD fits a simple and fast calculation of reinforced concrete structures, without fire protection and visualization of temperature fields. In the future, it will be possible to observe simplification of the processes of interaction and study software systems. In addition, the trend of development is towards creating a more intuitive interface and the possibility of interaction between programs. This will allow distributing tasks between software complexes and optimize the calculation process. It is also expected to further develop the BIM (building information model) technology and the appearance of a simplified transfer of models from architectural and accounting complexes.

## References

- [1] Arshad A, Hassan S, Ripin A, Ali W and Saharudin H 2013 *Fire Safety J.* **58** 160–9
- [2] Krivtsov A, Gravit M, Zimin S, Nedryshkin O and Pershakov V 2016 *MATEC Web of Conferences* **53** 01032
- [3] Belov V, Semenov K and Renev I 2011 *Magazine of Civil Engineering* **6** 58–61
- [4] Salminen M and Heinisuo M 2014 *J. Construc. Steel Res.* **97** 105–13
- [5] Belyj G and Serov E 2013 *World Appl. Sci. J.* **23** 13 160–4
- [6] Bedov A, Salov A, Gabitov A, Kuznetsov D and Sadykova E 2017 *Int. J. Comp. Civil Struct. Eng.* **13** 4 37–47
- [7] Kraus P, Mensingera M, Tabelingb F and Schaumann P 2015 *Struct. Fire Eng.* **6** 4 237–46
- [8] Ferreira J, Vila Real P, Couto C and Cachim P 2015 Software for stability verification of non uniform members *Applications of Structural Fire Engineering* 4th Int. Conf. Applications of Structural Fire Engineering Dubrovnik, Croatia 15-16 October 2015
- [9] Heinisuo M Laasonen, M Hyvärinen T and Berg T 2008 Product model in fire safety concept, effect of grid size and obstacles *IABSE Conf. Information Communication Technology (ITC) for Bridges Buildings and Construction Practice* Helsinki Finland June 4-6 2008 p 82–3
- [10] Nazmeyeva T and Vatin N 2016 *Inzhenerno Stroitel'nyy Zhurnal* **2** 62 92–101
- [11] Staggs J, Crewe R and Butler R 2012 *Chemical Engineering Science* **71** 239–51
- [12] Vatin N, Sinelnikov A, Garifullin M and Trubina D 2014 *Appl. Mech. Mater.* **633-634** 1037–41
- [13] Schafer B 2011 *Steel Constr.* **4** 3 141–9
- [14] Lazarevska M, Cvetkovska M, Knezevic M, Trombeva A, Milanovic M, Murgul V and Vatin N 2014 *Appl. Mech. Mater.* **627** 276–82
- [15] Mkrtichev O and Sidorov D 2012 *Proc. Moscow State Univ. Civil Eng.* **5** 50–5
- [16] *Elements of Building Constructions. Fire-Resistance Test Methods. General requirements* International Standard 30247.0-94 2003 (Moscow: Standart Press)
- [17] *Steel structures* SP 16.13330.2011 (Moscow: Minregion RF) 2011
- [18] *Pravila po Obespecheniyu Ognestoykosti i Ognesokhrannosti Zhelezobetonnykh Konstruktsiy* Code of Regulations STO 36554501-006-2006 2006 (Moscow: NIC Stroitel'stvo Press)
- [19] EN 1992-1-2:2004 Eurocode 2 2004 *Design of concrete structures. Part 1–2: General rules – Structural fire design* (Brussels) p 115
- [20] *Design of Steel Structures. Part 1-1 General Rules and Rules for Buildings* EN 1993-1-1-2009 Eurocode 3 (Brussels: European Committee for Standardization) p 91
- [21] Gravit M, Gumerova E and Lulikov V 2018 Computer modelling of fire resistant solutions for structures in high-rise buildings with using of new fire-retardant materials *SHS Web of Conferences* **44** 00035
- [22] Dudin M, Vatin N and Barabanshikov Yu 2015 *Magazine of Civil Engineering* **2** 33–45