

Fine Texture Enhancement of Al-Mg-Sc alloy by Using Cross Accumulative Roll Bonding Technique

S. Nagakalyan^{1,*}, B. Raghu kumar², T. Thirumalai³, Jhaswanth Kumar⁴

^{1,3} Professor, Department of Mechanical Engineering, Guru Nanak Institutions
Technical campus, Hyderabad, India.

^{2,4} Professor, Department of Mechanical Engineering, PVP Siddhartha Institute of
Technology.

Email: kalyan502@gmail.com

Abstract. Aluminum alloys were as a rule used to fabricate in a few car and aviation parts. Al-Mg-Sc combination sheets were prepared a couple of cycles of Cross accumulative roll bonding (CARB) & similarly of accumulative roll bonding (ARB). In these two procedures Micro-structural advance have been occurring. It was clearly observed microstructure depicted by checking electron microscopy (SEM). In the midst of these both the system, Al-Mg-Sc alloys was adequately made with no disfigurement. In the midst of CARB process, Reinforcement (Mg, Sc) particles reliably scattered inside Al system differentiated and similarly examined Al-Mg-Sc alloys in ARB process. In these two procedures, to incorporating of minor Sc in Al-Mg was extended hardness and besides it credited to the fine surface development. TEM imaging demonstrates development of fine hastens shaped inside grid in CARB contrast and ARB amid heat treatment. The Al-Mg-Sc alloy hardness was evaluated with using a Vickers hardness analyzer.

1. Introduction

Aluminium based alloys allude to the class of light weight elite Al driven material frameworks. Alloy made for the most part out of aluminum have been essential in aviation producing since the presentation of metal-cleaned air ship. Aluminum-magnesium combinations are both lighter than other Aluminum amalgams and substantially less combustible than compounds that contain an exceptionally level of magnesium.

By and large fascinating mechanical properties as far as basic strength having by Ultra Fine Grained (UFG) materials when contrasted and regular grained (RG) materials. This normal grain measure is under 1µm shows [1&2]. From the writing serve serious plastic disfigurement (SPD) process was delivered UFG materials. ARB process is a best reasonable strategy for SPD to create the mass generation of ultrafine grained sheet materials. ARB process has been created by [3]. ARB is an intense plastic straining process without change in dimensions of the specimen. In the present work ARB process is carried on two diverse Aluminum alloys, Al-Mg and Al-Mg-Sc which are sans



molecule and molecule containing Al compounds individually. Molecule free amalgams which are strongly stressed to have ultrafine grain estimate are flimsy at high temperatures because of the high put away vitality related with the immense surface territory of the grain limits in a given volume of material [4]. In particle containing alloys as in case of Al-Mg-Sc here, the stability of the microstructure is expanded against annealing and mechanical properties are improved enhanced with the expansion of Sc because of the development of Al_3Sc accelerates. The finely scattered encourages apply sticking power on the grain limits and goes about as inhibitors of recrystallization. These accelerates thusly should oppose intermittent recrystallization and rather are required to advance consistent recrystallization. It has been accounted for that expansion of 0.2wt% Sc to Al-3wt% Mg amalgam give a 250K increment in the recrystallization temperature of icy moved material [5]. These better mechanical properties were acquired by ARB process [6&7]. The CARB procedure is a SPD strategy for the most part the same as collective move holding like ARB process [8& 9]. In the CARB procedure, the strips turn 90° around the ordinary heading like Normal Direction (ND) hub after each moving cycles, while in the ARB Process there is no specimen pivot after each moving cycles.

2. Experimental Process& Materials

Present investigation describes the Al-Mg-Sc alloy that can be emit using the CARB / ARB process was carried out on Al-2.5wt%Mg-0.2wt%Sc alloys. The compound structure of Al-Mg-Sc amalgams is appeared in table 1.

Table 1. Synthetic organization of the beginning Al-Mg-Sc alloy

	Fe(ppm)	Si(ppm)	Ca(ppm)	Cu(ppm)	Mg	Sc	Al
Al-Mg-Sc	20.0	10.0	5.0	22.0	2.5wt%	0.2wt%	Bal

The raw material sheets were processed to required dimensions of $0.15\text{m}^l \times 0.06\text{m}^w \times 0.01\text{m}^t$. These 1 mm thick sheets were prepared to have CARB/ARB with comparative starting fine grain measure. In Al-Mg-Sc compound, fine Al_3Sc accelerates are developed amid chosen strained materials were isochronally annealed for 1hr at various temperatures to ponder the recrystallization conduct. These sheets were handled to 3 cycles of CARB/ARB at room temperature comparing to an amassed proportionate strain. The CARB/ARB process can be rearranged as takes after: The rough material sheets were set up to required estimations of $0.15\text{m}^l \times 0.06\text{m}^w \times 0.01\text{m}^t$.

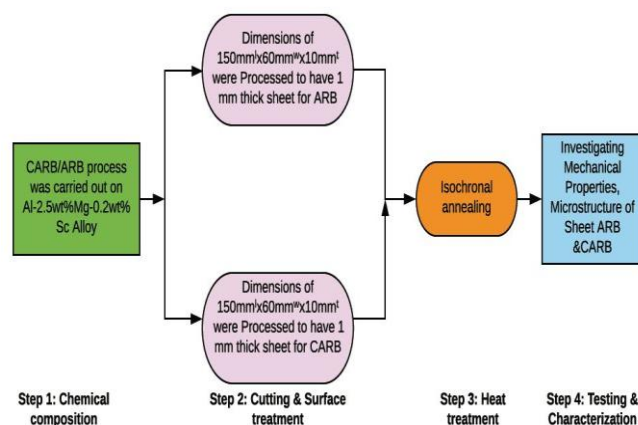


Figure 1. Work flow of CARB/ARB process.

The microstructures were watched utilizing electron back scatter diffraction (EBSD) joined to examining electron microscope (SEM) with a specific end goal to describe micro-structural changes in Al-Mg-Sc amalgam amid CARB/ARB . From the TSL OIM™ programming was given the post handling of the information. The example along the longitudinal segment including the ordinary direction (ND) and moving direction (RD) were mechanically pounded and electro-cleaned utilizing 30% HNO₃ + 70% CH₃OH at - 30⁰C and at a voltage of 20V. The hardness was assessed with utilizing a Vickers hardness analyzer at each phase of preparing and after each CARB/ARB cycle is appeared in table 2.

Table 2. Vickers hardness Values for ARB & CARB at each cycle.

Cycles/ Process	0C	1C	2C	3C	4C
ARB (Hv)	69.6	84.5	103.4	108.3	113.6
CARB(Hv)	69.4	84.3	112.5	121	

3. Result And Discussion

3.1 Texture Analysis

Microstructure and texture evaluation of Al-Mg-Sc alloy during ARB processing as shown in figure 2. Similarly the evaluation of Al-Mg-Sc alloy during CARB processing as shown in figure 3. Observation from this figure at starting low angle grain boundaries (LAGB) to final high angle grain boundaries (HAGB) and its texture variation between ARB & CARB. From the observation in ARB process strain was 0.6 developed in rolling direction (RD). On assist disfigurement to 4 cycles (first picture in figure 1), lamellar microstructure begins to advance with HAGBs running parallel to RD and fourth cycle watched the Al-Mg-Sc amalgam sheet was gotten UFG lamellar microstructures with HAGBs moving way are acquired. In CARB process observation stain was 0.6 developed in rolling direction. On for the deformation to 2 cycles (first image in figure 2), lamellar microstructure starts to evolve with HAGBs running parallel to RD & 3rd cycle itself observed that Al-Mg-Sc alloy sheet was obtained UFG lamellar microstructures with HAGBs in rolling direction are obtained.

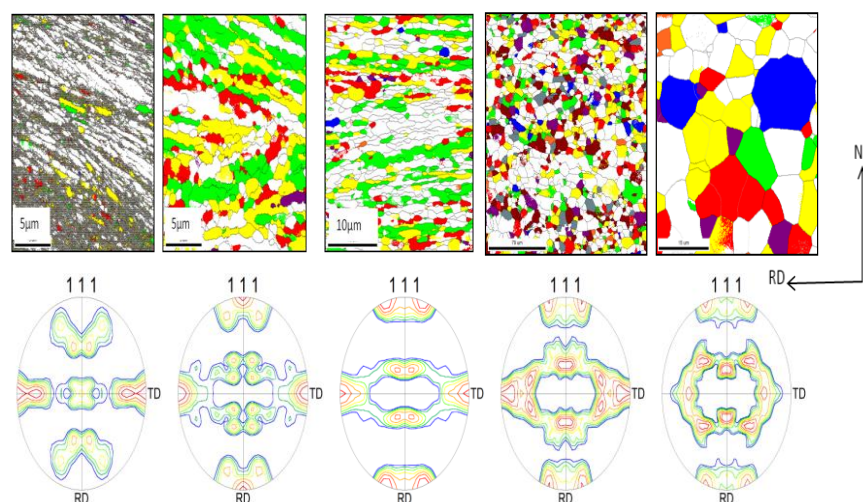


Figure 2. Grain boundary maps & Pole Figure of 4th cycle to starting of the cycle ARB processed Al-Mg-Sc alloy.

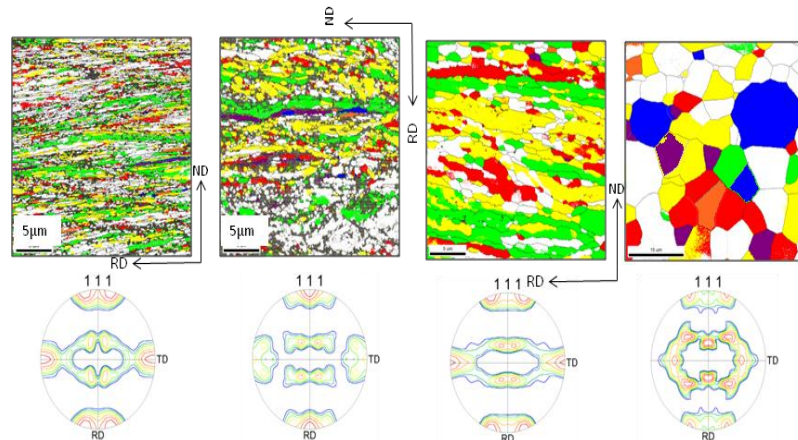


Figure 3. Grain boundary maps& Pole figure of 3rd cycle to starting of the cycle CARB processed Al-Mg-Sc alloy.

3.2 Vickers Hardness Test

Figure 4 shows those hardness plots of the process at 0, 1, 2, 3, & 4 cycles of ARB & 0, 1, 2, & 3 cycles of CARB. Hardness plots unmistakably demonstrate the expansion in hardness of Al-Mg-Sc compound in CARB process when contrasted with of Al-Mg-Sc composite in ARB process demonstrating the impact of CARB to ARB. The hardness increments and more relative rate for CARB contrasted with ARB cycles. After the main cycle of ARB the hardness expanded quickly and on additionally handling to higher number of ARB cycles prompts direct increment in hardness.

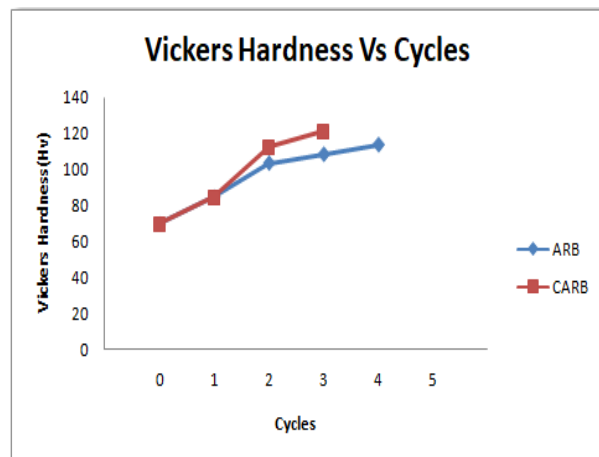


Figure 4. Hardness Vs cycles for ARB & CARB.

4. Conclusions

CARB process of Al-Mg-Sc alloy was reliably higher hardness esteems create great UFG surface and more hardness than the ARB procedure with in less number of cycles. CARB process likewise prompts the development of a lamellar sort ultrafine deformation structure and copper type texture in the experimental Al-Mg-Sc alloys.

References

- [1] Irena Topic et. al, *J Mater Sci.* 43(2008)7320–7325.
- [2] R.Z. Valiev, *Nat. Mater.* 3 (2004) 511–516.

- [3] Saito Y, Utsunomiya H, Tsuji N, Sakai T. *Acta Mater.* 47 (1999)579.
- [4] M. Ferry and N. Burhan, *Scripta Materialia*. 56 (2007) 525–528.
- [5] Y. Miura, T. Shioyama and D. Hara: *Mater. Sci. Forum.* 217-222 (1996), 505.
- [6] R. Ueji, X. Huang, N. Hansen, N. Tsuji, Y. Minamino, *Thermec'2003*. Pts 1-5, 426-4 (2003) 405-410.
- [7] N. Kamikawa, N. Tsuji, Y. Saito, Tetsu to *Hagane-Journal of the Iron and Steel Institute of Japan*. 89 (2003) 63-70.
- [8] N. Tsuji, Y.Saito, S.H.Lee, Y.Minamino, *Adv.Eng.Mater.*5(2003)338–344.
- [9] S.H. Lee,Y.Saito, N.Tsuji,H.Utsunomiya, T.Sakai, *Scr.Mater.*46 (2002) 281–285.
- [10] Y.Saito, N.Tsuji, H.Utsunomiya, T.Sakai, R.G. Hong, *Scr.Mater.*39(1998) 1221–1227.