

Research on the Flame Retardant Effect of Super-porous Nitroguanidine Propellant Coated with Different Coating Contents of TiO_2

Zhang Lina^{1,*}, Nan Fengqiang¹ and Shen Wanwu¹

¹ Nanjing University of Science and Technology, Nanjing 210094, China

*1124809519@qq.com

Abstract. The flame-retardant effect of coating liquid with different titanium dioxide (TiO_2) content on the coating of super-porous nitroguanidine propellants is studied by closed bomb tests and X-Ray Diffraction (XRD) tests. Using three different proportions of insensitive coating liquid to make a single-hole propellant. Taking single hole propellant 20g respectively for constant volume combustion test, and analyses the p-t, u-p curve. Then, select 30% and 35% of TiO_2 coating propellant and uncoated propellant to do constant volume combustion experiments, and to analyze the p-t curves. By analyzing the results of experiments, we draw the following two conclusions: (i) When the content of TiO_2 in the coating liquid of the single hole propellant is 35%, at the same loading density, the maximum pressure reached is the minimum and the time required is the longest. (ii) As the content of TiO_2 in the coating layer increases, the insensitivity effect of the coating layer become more obvious, and the increasing explosiveness of the propellant will increase.

1. Introduction

To reduce the burning velocity of the super-porous nitroguanidine propellant. One can choose to add different proportions insensitive materials[1]. Insensitive coating materials generally use high molecular polymers or small molecule compounds. In this paper, we utilize 100nm anatase TiO_2 as the flame retardant material. TiO_2 is a metal oxide. TiO_2 is a type of coating agents. It can prolong the ignition time and slow down the burning speed of propellants in the combustion process[2]. After adding TiO_2 as a flame retardant material to the coating liquid, a super-porous nitroguanidine propellant is insensitively coated, and the obtained coating medicine has a good sense of low-temperature[3].

TiO_2 is evenly distributed in the coating liquid, which changes the coating liquid from the original homogenous system into a heterogeneous system[4]. At the same time, because TiO_2 itself has a certain specific heat capacity, part of the heat in the combustion process of the coating will be absorbed by TiO_2 , which also plays a role in flame retardant[5].

In this paper, by doing constant volume combustion experiments, analyze the p-t, u-p curve to study the flame retardant effect of coating liquids coated with different TiO_2 contents on super-porous nitroguanidine propellants.

2. Experimental



Content from this work may be used under the terms of the [Creative Commons Attribution 3.0 licence](https://creativecommons.org/licenses/by/3.0/). Any further distribution of this work must maintain attribution to the author(s) and the title of the work, journal citation and DOI.

2.1. Test Materials and Instruments.

Super-porous nitroguanidine propellant, Liaoning Qingyang Special Chemical Co., Ltd.; acetone, ethanol, chemical pure, Nanjing Chemical Reagent Co., Ltd.; 100nm anatase oleophilic TiO_2 , purity 99.8%, Shanghai Aladdin Biochemistry Technology Co., Ltd.; Sanwa -15 absorption tablets, Liaoning Qingyang Special Chemical Co., Ltd.

X-ray diffractometer, XP205 German Bruker company, closed explosives, Zhangzhou North Chemical Industry Co., Ltd.; coating machine, Taizhou Liming Pharmaceutical Machinery Co., Ltd.; water bath oven, AHX safe oven, Nanjing University of Science and Technology.

2.2. Experimental Methods.

25%, 30%, and 35% of the TiO_2 content of the coating liquid were made into a single-hole propellant. Doing a constant volume combustion test, and the combustion powder was taken for XRD test[6].

Select 30% and 35% TiO_2 coating propellants and uncoated propellant sing closed bomb for constant-volume combustion experiments. Exact sampling is given in Table 1.

Table 1. Constant Volume Combustion Test Sampling Table

Group number	Composition	Quality/g
(1)	Two 30% titanium dioxide coatings	38.3984
(2)	Two 30% titanium dioxide coatings	39.0252
(3)	Base + 30% titanium dioxide coating (mixed)	38.2097
(4)	Two 35% titanium dioxide coatings	39.1608
(5)	Base + 35% Titanium dioxide coating (mixed)	38.7811
(6)	Base + 35% Titanium dioxide coating (mixed)	38.5079

3.Data Processing and Analysis

3.1 Coating solution preparation method

(1) Placing Sanwa-15 absorption tablets in a water bath oven, and set the oven temperature to 50 °C. Placing in the oven for three days, and remove the absorbent tablets after the solvent is completely evaporated.

(2) Taking a certain amount of Sanwa-15 absorption tablets, and add different amounts of TiO_2 and acetone ethanol solvent into a 2500 mL measuring cup. Using a constant digital mixer to stir at 3000 r/min and stir for about 24 h. Preparation of the coating liquid as showed in Table 2:

Table 2. Preparation of the coating liquid

Group	Sanwa-15absorbent content/g	TiO2 content/g	Solvent content/g	Solvent ration
01#	75	25 (25%)	550	1:5.5
02#	70	30 (30%)	550	1:5.5
03#	65	35 (35%)	550	1:5.5

The following “figure 1” shows the comparison of the super-porous nitroguanidine propellant coating.



Figure 1. uncoated and coating

3.2 Effect of TiO_2 as insensitive coating material on coating.

In order to study the effect of TiO_2 content on the combustion performance of the coating. Using three different proportions of insensitive coating liquid to make a single hole propellant. Taking single hole propellant 20g respectively for constant volume combustion test, and the p-t, u-p curve are shown in the “figure 2”, “figure 3”.

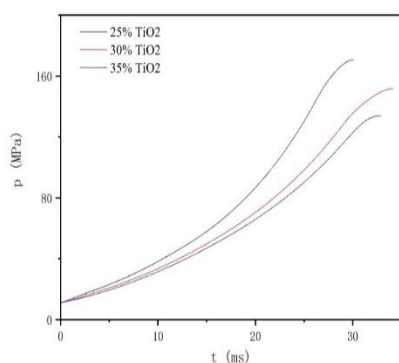


Figure 2. p-t curves

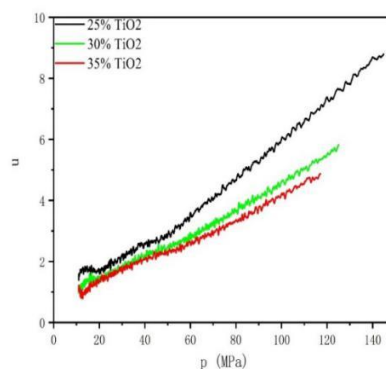


Figure 3. u-p curves

From Figure 2, it can be seen that the 35% TiO_2 of the coating liquid made the single hole propellant reaching the maximum pressure for the longest time, which increases the pressure plateau effect of the p-t curve. From Figure 3, it can be observed that under the conditions of loading density of 0.2g/L, the single hole propellant made from the coating solution with 35% TiO_2 content has the lowest combustion pressure and the lowest burning rate. Comparing with 25% TiO_2 content and 30% TiO_2 content of the coating solution. It can be concluded that when the TiO_2 content is 35%, its flame retardant effect is the best.

3.3 XRD analysis of residues after combustion of single hole propellant with different coating formulation

The 25%, 30% and 35% TiO_2 content coating liquids are made into a single-hole propellant, and doing the constant-volume combustion test. Taking the powder from this combustion for XRD test. Result diagram is shown in “Figure4”, “Figure5”, “Figure6”, “Figure7”.

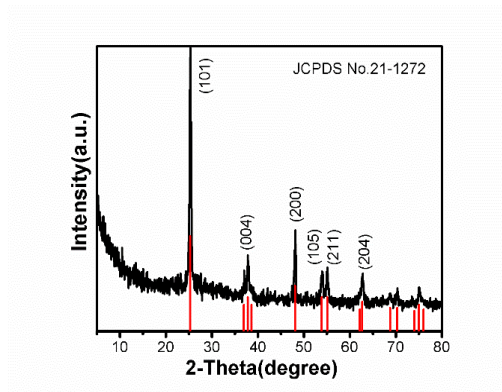


Figure 4. XRD patterns of TiO_2 for the coating solution

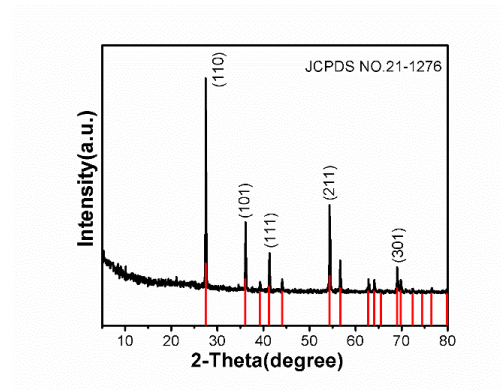


Figure 5. XRD pattern of residue after constant volume combustion test of single hole propellant containing 25% TiO_2 coating liquid formulation

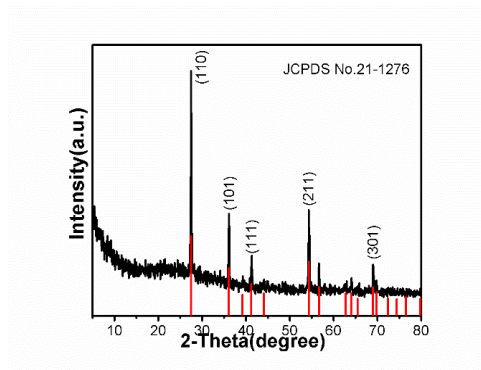


Figure 6. XRD pattern of residue after constant volume combustion test of a single hole containing 30% TiO_2 coating solution

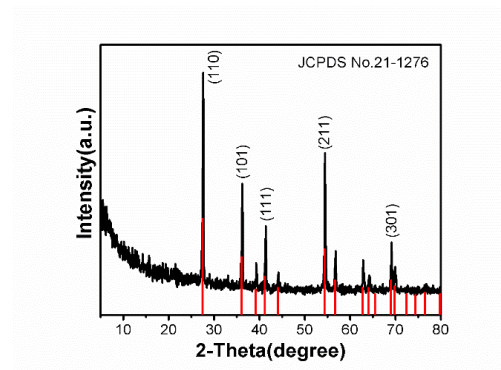


Figure 7. XRD pattern of residue after constant volume combustion test of a single hole containing 35% TiO_2 coating solution

From spectrum 4, it can be seen that the strongest diffraction peak of the sample correspond to the 101 crystal plane appearing at about 25° , which is anatase titanium dioxide. The spectrums 5, 6, and 7 are the strongest for the TiO_2 powder removed after the constant volume combustion test. The diffraction peak corresponds to the 110 crystal plane appearing at about 27° , which are rutile titanium dioxide. It can be proved that the TiO_2 crystal form has changed from anatase to rutile during constant volume combustion.

3.4 Constant volume combustion test of coating.

After sampling and burning in accordance with Table 1, p-t curves as showed in Figure 8.

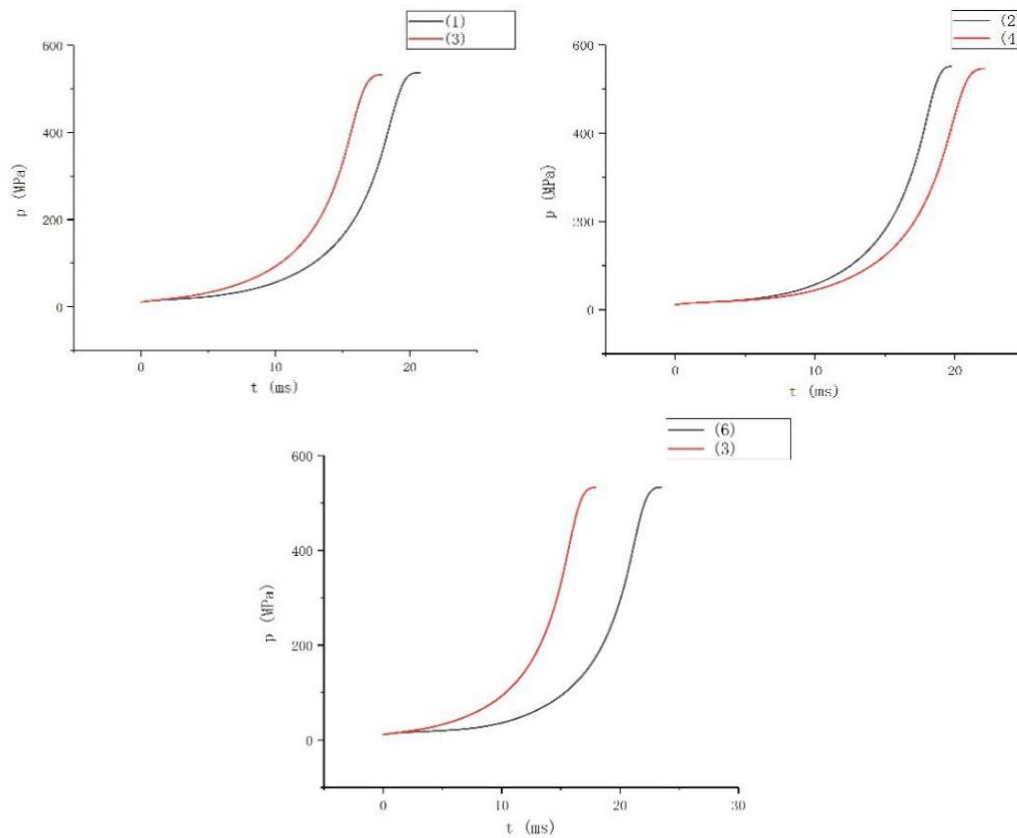


Figure 8. Constant-temperature combustion test p-t curves

Table 3. Maximum pressure and maximum pressure occurrence time of constant volume combustion test

Group number	Greatest pressure	Maximum pressure occurrence time
#1	537.36	20.756
#2	551.02	19.727
#3	532.48	17.906
#4	545.76	22.123
#5	550.06	18.215
#6	533.37	23.482

Try to ensure that each group of experimental propellants has a similar quality. The quality of the propellant will mainly affect the maximum pressure generated by the combustion. From the comparison of curves #1 and #3 in Figure 8 and Table 3, it can be seen that under similar mass conditions, the maximum pressure of the pure coated propellant is 2.85ms later than the maximum pressure time of the coated and the uncoated propellant. The increase of the maximum pressure time indicates that the coating has a role in increasing the burning of the propellant. Comparing curves #2 and #4, #3 and #6. It can be illustrated that 35% TiO_2 to 30% TiO_2 is more effective in increasing the gradual increase in the combustion of the propellant.

4. Conclusion

(1) The addition of TiO_2 significantly reduces the energy density of the single hole propellant. When

the content of TiO_2 in the coating liquid of the single hole propellant is 35%, at the same loading density, the maximum pressure reached is the minimum and the time required is the longest. The burning speed is obviously affected by the TiO_2 content. And it has a good flame retardant effect.

(2) XRD analysis of residues after combustion of single hole propellant with different coating formulation. During the process TiO_2 has undergone a crystal transformation from anatase to rutile.

(3) The coating layer plays an important role in increasing the burning of the propellant. 35% TiO_2 works better, and it is more effective in improving the gradual increase of the propellant's combustion.

References

- [1] Wang Zeshan, Xu Fu-ming, Zhang Hao-xia. Design Theory of Propellant Charge[M]. Beijing: Ordnance Industry Press, 1995. 6.
- [2] Du Ping. He Weidong, Wang Zeshan. Research on the flame retardants of titanium dioxide in the combustion of propellant[J]. Chinese Journal of Energetic Materials, 2005(02): 99-102-66.
- [3] Luo Yun-jun, Li Feng. The propellant combustion contral technology[J]. Journal of Combustion Science and Technology, 1998,1(4): 24 -30.
- [4] Du Ping. Study on the characteristics of coating and cladding interface of low-temperature propellant[D]. Nanjing University of Science and Technology, 2005.
- [5] Shi Xianyang, He Weidong, Wang Zeshan. The closed vessel combustion and ballistic property study of low temperature sensitivity high energy nitroaniline[J]. Journal of Ballistics, 2002, 14(1): 8-13.
- [6] Wen Gang, Du Ping, Liao Xi. Determining Actual Burning Rate of Propellant with a Closed Bomb[J]. Journal of Explosives & Propellants, 2011, 34(03): 57-60.