

Smoke Emission Levels for CI DI Engine using Blends of Combinations of Biodiesel and Diesel Fuel

Prashant B Tadalagi¹, Rajesh Gurani², Malikasab Bagawan³

^{1,2}Research Scholar, Department of Mechanical Engineering, Basaveshwar Engineering College, Bagalkot, Karnataka, India

³Assistant Professor, Automobile Engineering Department, M V S R Engineering College, Nadergul, Hyderabad, India.

*Corresponding Author: pbtadalagi999@gmail.com

Abstract:

In the present time the entire world is worried about the impact of condition contamination and the emissions from vehicle as a result of utilization of petroleum product is considered as a noteworthy commitment to it. The second part of the petroleum product is the exhaustion of fuel prompts considering elective fuel for running the autos. Biodiesel is turned out to be the best trade for diesel as a result of its novel properties like huge decrease in green house gas emissions, non-sulfur discharges, non-particulate issue poisons, low poisonous quality and biodegradability. This paper is focused on the blends of biodiesel (delivered from Waste Cooking oil WCO and Pongamia) blends and their impact on the smoke emissions of cars. In the wake of leading a few tests it is inferred that the discharge level for lower blends, the emission level for pure diesel is more than the biodiesel blends on account of quality of oxygen uses in a high fuel burning and to higher blends, Smoke density is to be highest for biodiesel and its blends when contrasted and pure diesel.

Key words: Combinations of Biodiesel and blends (WCO, Jatropha, Simoroba), Smoke emission levels.

1. Introduction

As of late Delhi government has presented another run (odd and even days) to control the discharge level in the city. Looks into demonstrate that the significant contamination in the city is from the petroleum product utilization in the vehicles. Another viewpoint with the non-renewable energy source is its consumption. These viewpoints are prompts think a substitute to the petroleum product. A lot of specialists have research the options, biodiesel is being proposed to be the best arrangement in light of the fact that biodiesel is better than fossil diesel fuel as far as fumes emissions, cetane number, flash point and lubricity attributes, with no huge distinction in combustion rate on these powers.

Vehicles represent the vast majority of the carbon monoxide (CO), and a substantial offer of the hydrocarbons (HC), nitrogen oxides (NO_x) and particulates in major urban zones. Diesel engines have higher emissions of NO_x and they have critical discharges of fine particulates. Late proof demonstrates



that fine particulates might be the most genuine risk to human wellbeing in urban territories. Vehicle emissions are in charge of up to 50 percent of the emissions that shape ground-level ozone and up to 90 percent of carbon monoxide in significant metropolitan zones. They likewise add to an unnatural weather change, representing a huge and developing offer of ozone harming substance discharges around the world.

In addition, biodiesel returns around 90% more power than the power that is used to create it. Biodiesel blended with traditional diesel in a few extents can be utilized to run any current regular compression ignition engine and does not require any adjustments to be done to the engine. Because of advantages like inexhaustible in nature, minimal effort and ozone harming substance lessening potential, biodiesel is these days joined everywhere throughout the world.

2. Objectives

The primary destinations of this are:

- Investigating the properties of the biodiesel and in addition blends of biodiesel with diesel.
- Experimental investigation of the performance on single cylinder four stroke diesel engine using waste cooking oil methyl ester biodiesel, combinations of WCO and Pongamia.
- Smoke emissions are measured utilizing smoke meter and gas analyzer.

3. Experimental set up:

The tests are done on single cylinder, 4-stroke Kirloskar diesel engine. The schematic exploratory setup is appeared in Figure. 1. Engine is interfaced with PC for measuring the distinctive parameters. Engine delicate programming is utilized as a part of PC to do the estimations. The engine is combined with a eddy current dynamometer used to gauge the emissions and smoke density.

Table 1. Engine specification

Make	Kirloskar Engine
Bore & Stroke	87.5mm X 110mm
Type of cooling	Water cooled
Speed	1500rpm
Compression ratio	17.5:1
Number of cylinder	1
Rated power	5.2KW
Start of injection	23° bTDC
Injection pressure	190 bar

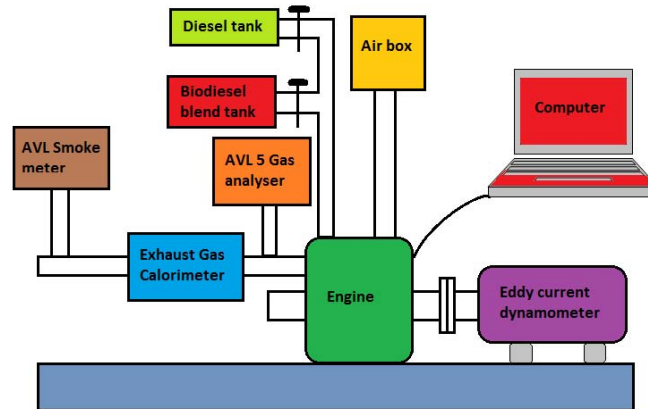


Figure 1: Schematic diagram of Experimental set up.

4. Results and discussion

The execution of CI DI engine utilizing the various types of biodiesel (WCO and Pongamia) blends and pure diesel are learned at various loads and at 190 bar injection pressure. The performance and emissions of different blends and for neat diesel are carried out at different loads and compared the results of various blends of biodiesel and diesel with neat diesel fuel.

4.1 Smoke density for WCO biodiesel and pure diesel for 190 bar

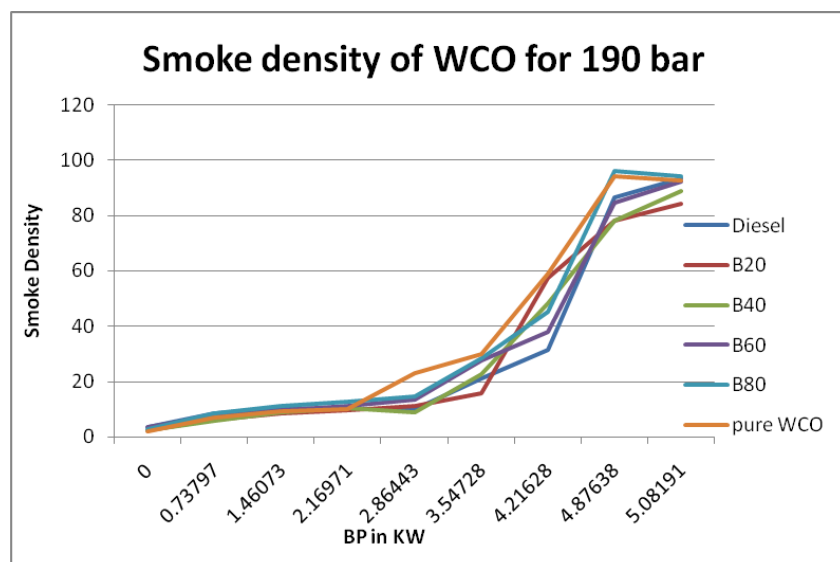


Figure 4.1: Emissions of Smoke Density for WCO biodiesel and pure diesel for 190 bar injection pressure

The smoke emission level for various BP for each blend is acquired from information and was plotted as appeared in Figure 4.1. The chart demonstrates that smoke level for WCO biodiesel and its blends has expanded with fewer rates contrasted and that of the pure diesel engine up to a load of 4.2KW or 15kg and

past this 4.2KW load there is an indication of decrease in smoke emissions for WCO biodiesel and its blends. At the season of infusion a littler molecules of biodiesel fuel having lesser dormancy sets aside longer time for burning or deficient ignition at bring down burdens (beneath 4.2KW). This outcomes in increment smoke level for WCO biodiesel and its blends.

4.2 Smoke density for different combinations of biodiesel and pure diesel without any blend

The smoke density for diiferent blends for biodiesel and their blends with blends with pure diesel are plotted against various BP is demonstrated on Figure 4.2. From Figure 4.2 it is clear that at initial loads the pure diesel and as the load increases the emission level of biodiesls are inceasing more than that of the diesel, WCO biodiesel displays more emission level among every other blend of biodiesels. This is a direct result of the incomplete combustion of biodiesel and diesel blends.

The incomplete combustion might be because of lower injection pressure which gives bigger molecules of fuel are injected in to the burning chamber.

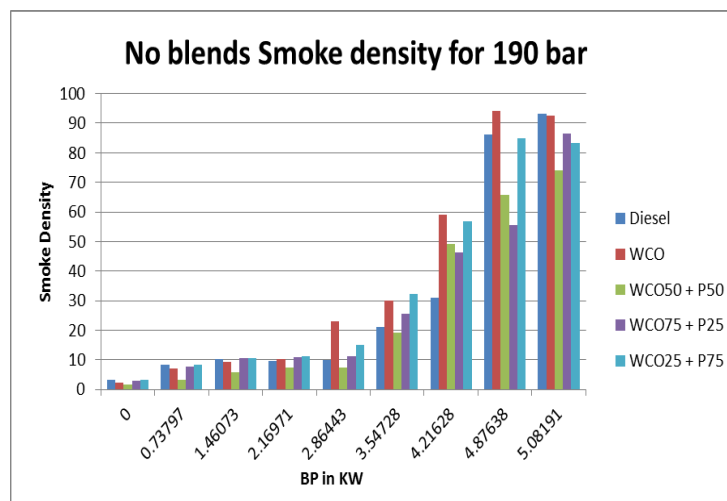


Figure 4.2: Emissions of Smoke Density for combinations of biodiesel and pure diesel at 190 bar injection pressure

4.3 Smoke density for different combinations of biodiesel for 20% and 40% blend with diesel

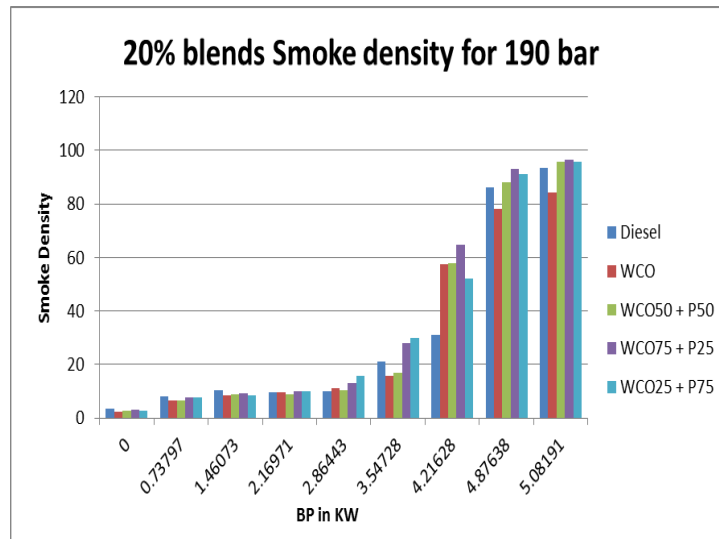


Figure 4.3: Emissions of Smoke Density for combinations of biodiesel and pure diesel with 20% blend at 190 bar injection pressure

The smoke density for different blends for biodiesel and pure diesel with 20% and 40% mix are plotted against various BP as indicated in Figure 4.3 and Figure 4.4. The diagram demonstrates that at lower loads (up to 2.86KW) the emission level for pure diesel is more than the biodiesel blends. For higher loads smoke emission level for biodiesels are higher than the pure diesel with the exception of WCO biodiesel. The nearness of oxygen uses in a high fuel burning bringing about decreases of smoke level for WCO biodiesel. Henceforth WCO biodiesel is preferable for these proportions of blends.

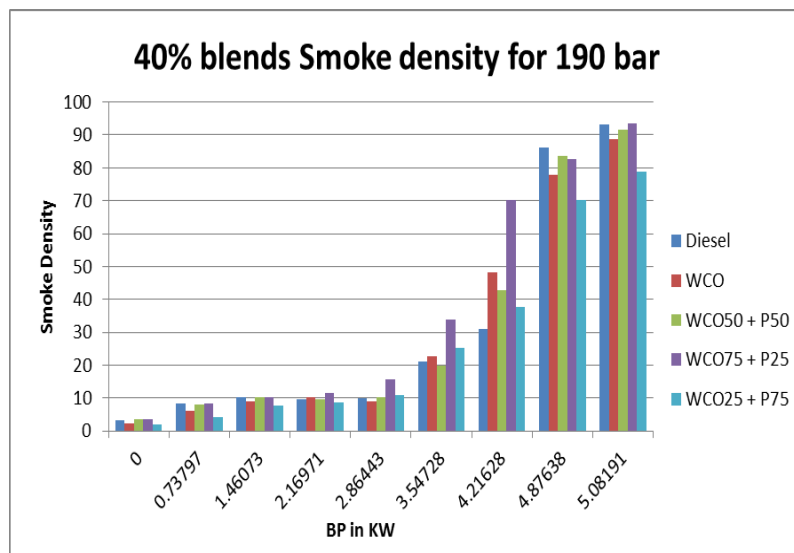


Figure 4.4: Emissions of Smoke Density for combinations of biodiesel and pure diesel with 40% blend at 190 bar injection pressure.

4.4 Smoke density for different combinations of biodiesel for 60% and 80% blend with diesel

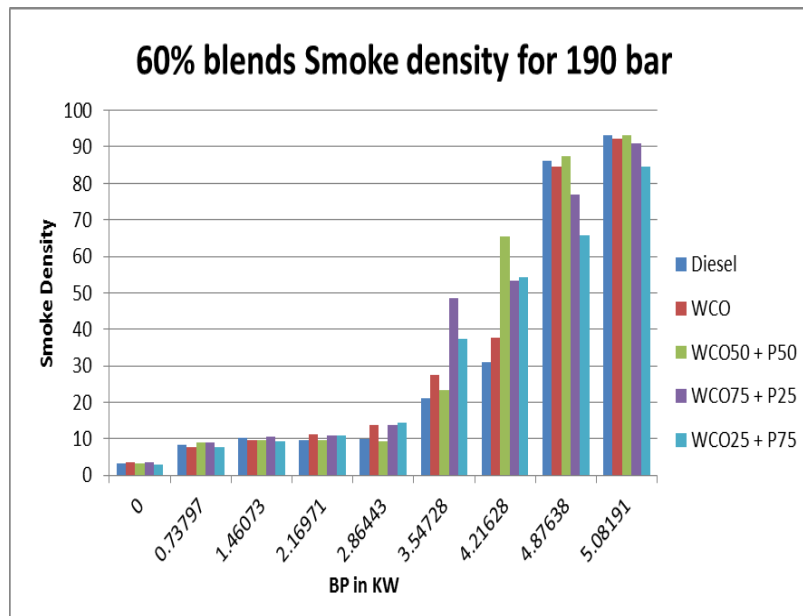


Figure 4.5: Emissions of Smoke Density for combinations of biodiesel and pure diesel with 60% blend at 190 bar injection pressure

The smoke density for different blends of biodiesel and pure diesel with 20% and 40% mix are plotted against various BP in Figure 4.5 and Figure 4.6. From the diagram, it can be seen that the smoke emission level for diesel is not as much as the blends of biodiesel. As the blends of biodiesel with the diesel increments, there will be a diminishment in heating value, high viscosity, and low calorific value. This prompts partial combustion or incomplete combustion. Consequently, there will be an increment in smoke density for higher blends of biodiesel. Furthermore, among these biodiesels, the (WCO25 + P75) shows a bring down smoke density emission, which is best for a biodiesel engine.

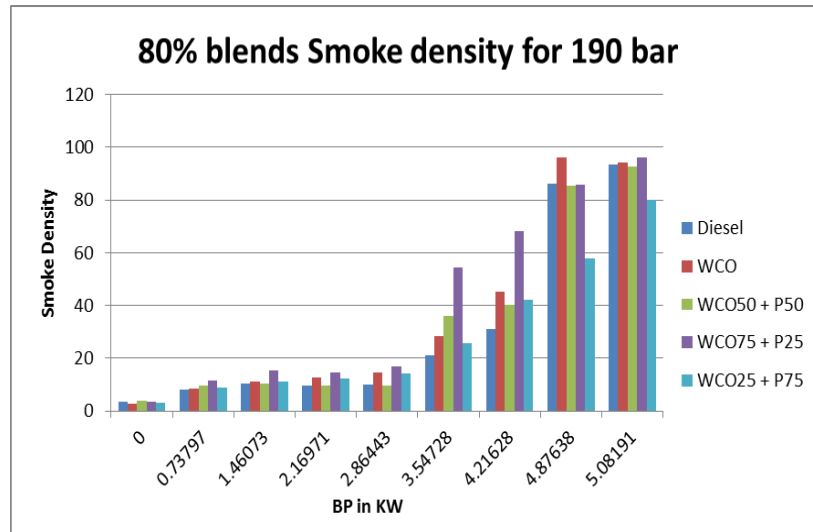


Figure 4.6: Emissions of Smoke Density for combinations of biodiesel and pure diesel with 80% blend at 190 bar injection pressure

5. Conclusions

From the present examination it is reasoned that

- When the diverse blends are considered for individual biodiesel (WCO), The mix B20 is more shows bring down emission of smoke density. In light of presence of oxygen in bring down blends prompts finish burning and results diminished emission level.
- When distinctive blends of biodiesel are mixed with pure diesel with 20% and 40% mix, the emission level for pure diesel is more than the biodiesel blends. The presence of oxygen uses in a high fuel burning bringing about reduction of smoke level for WCO biodiesel. Thus WCO biodiesel is ideal for these proportions of blends.
- When distinctive blends of biodiesel are mixed with pure diesel with 60% and 80% mix, As the blends of biodiesel with the diesel increments, there will be decrease in heating value, high viscosity and low calorific value. This prompts partial combustion or incomplete combustion. Thus the smoke emission level for diesel is not as much as the blends of biodiesel.

6. References

- [1]. Jagannath Hirkude, Atul Padalkar, Deepa vedartham, "An Investigations on the effect of waste fried oil methyl ester blends and loads on performance and smoke opacity of diesel engine using response surface methodology". Energy Procedia 54 (2014) 606 – 614 2013.
- [2]. Wail M. Adaileh, and Khaled S. AlQdah (2014) has investigated "The Performance of Diesel Engine Fuelled by a Biodiesel Extracted from a Waste Cooking Oil.
- [3]. Shivaji Bhandarkar, "Vehicular Pollution, Their Effect on Human Health and Mitigation Measures". Vehicle Engineering(VE) Volume 1 Issue 2, June 2013.
- [4]. Bhargavi R. "Biodiesel production from waste cooking oil". Journal of Chemical and Pharmaceutical Research, 2015, 7(12):670-681.
- [5]. Ibrahim Aslan Res, itog˘lu • Kemal Altinis, ik Ali Keskin, "The pollutant emissions from diesel-engine vehicles and exhaust after treatment systems", Clean Techn Environ Policy (2015) 17:15–27.
- [6]. C. Syed Aalam, C.G. Saravanan, " Effects of Fuel Injection Pressure on CRDI Diesel Engine Performance and Emissions using CCD", IRJET Volume: 02 Issue: 05 | Aug-2015