

CePdAl - a Kondo lattice with partial frustration

Veronika Fritsch¹, Stefan Lucas², Zita Huesges², Akito Sakai¹,
Wolfram Kittler³, Christian Taubenheim³, Sarah Woitschach²,
Bjørn Pedersen⁴, Kai Grube⁵, Burkhard Schmidt²,
Philipp Gegenwart¹, Oliver Stockert², and Hilbert v. Löhneysen^{3,5}

¹Experimental Physics VI, Center for Electronic Correlations and Magnetism, Institute of Physics, University of Augsburg, 86135 Augsburg, Germany

²Max Planck Institute for Chemical Physics of Solids, 01187 Dresden, Germany

³Karlsruhe Institute of Technology, Physikalisches Institut, 76131 Karlsruhe, Germany

⁴Heinz Maier-Leibnitz Zentrum (MLZ), Technische Universität München, 85748 Garching, Germany

⁵Karlsruhe Institute of Technology, Institut für Festkörperphysik, 76131 Karlsruhe, Germany

E-mail: veronika.fritsch@physik.uni-augsburg.de

Abstract. Magnetic frustration, which is well-defined in insulating systems with localized magnetic moments, yields exotic ground states like spin ices, spin glasses, or spin liquids. In metals magnetic frustration is less well defined because of the incipient delocalization of magnetic moments by the interaction with conduction electrons, viz., the Kondo effect. Hence, the Kondo effect and magnetic frustration are antithetic phenomena. Here we present experimental data of electrical resistivity, magnetization, specific heat and neutron diffraction on CePdAl, which is one of the rare examples of a geometrically frustrated Kondo lattice, demonstrating that the combination of Kondo effect and magnetic frustration leads to an unusual ground state.

1. Introduction

Geometric frustration can prevent magnetic ordering despite the presence of a sizable magnetic exchange interaction. In insulating systems this leads to exotic ground states like spin ices [1], spin glasses [2] or spin liquids [3]. The existing theoretical concepts to describe these states involve localized magnetic moments and usually their nearest and next-nearest neighbor exchange interactions without considering the charge degrees of freedom [4]. In metals the situation is different due to the presence of conduction electrons coupling to the local moments. Firstly, especially in f -electron systems, the indirect long-range Ruderman-Kittel-Kasuya-Yosida (RKKY) interaction renders the description by nearest and next-nearest neighbor exchange not in general sufficient. In $4f$ -electron systems partial frustration is found in a few materials where one part of the magnetic moments forms long-range order, the other part remains disordered down to lowest temperature. Examples are systems like $R\text{InCu}_4$ with $R = \text{Gd}, \text{Tb}, \text{Dy}, \text{Ho}, \text{Er}$ and Tm [5, 6, 7] or CePdAl to be presented here [8]. Secondly, due to the Kondo effect local moments can be screened by the conduction electrons, leading to a non-magnetic ground state. Magnetic frustration and Kondo effect can in this respect be regarded as being antithetic: The Kondo effect, yielding a delocalization of the magnetic moments due to virtual transitions of $4f$ electrons to the Fermi level, is not beneficial for the formation of a frustrated state. On the other hand, magnetic exchange interactions between the local moments can result in a breakdown of

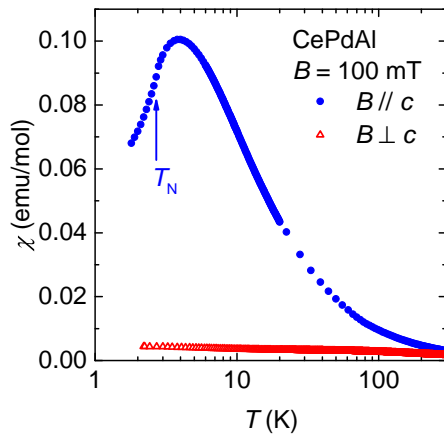


Figure 1. DC susceptibility $\chi = M/B$ versus temperature T in an external magnetic field $B = 100$ mT aligned parallel (blue circles) and perpendicular (red triangles) to the crystallographic c axis. The maximum of $\chi(T)$ indicates antiferromagnetic order, while the maximum of $d\chi/dT$ yields the Néel temperature T_N [13].

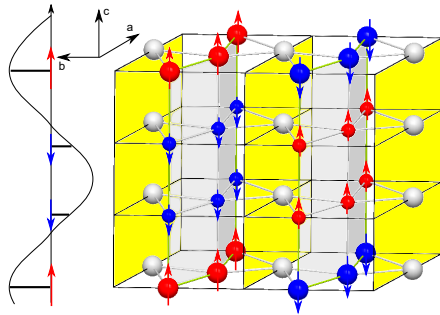


Figure 2. Magnetic structure of CePdAl: two-thirds of the Ce moments form corrugated antiferromagnetic planes in the ac -plane with a sine-like modulation along the c axis, which are separated by planes of frustrated moments (shown in yellow). The sketch neglects the small incommensuration τ^* along the c direction

Kondo screening [9]. Hence, the frustration parameter, the ratio between Curie-Weiss and Néel temperature as defined for insulating systems, is no longer useful in the presence of the Kondo effect.

CePdAl is a partially frustrated Kondo lattice with a Kondo temperature $T^* \approx 6$ K [8, 10, 11]. Therefore it provides the possibility to investigate the interplay between magnetic frustration and Kondo physics. Here we present measurements of the magnetization, the electrical resistivity and the specific heat as well as experimental data from neutron scattering experiments indicating that the frustrated moments in CePdAl remain fluctuating down to lowest temperature [12] and affect the long-range order and magnetic excitations of the non-frustrated moments.

CePdAl crystallizes in the hexagonal ZrNiAl structure. The magnetic moments are located at the cerium sites, which form distorted kagomé planes stacked exactly on top of each other. At $T_N = 2.7$ K antiferromagnetic order sets in. It is an Ising system with the magnetic moments aligned along the c axis, as shown by the susceptibility measurements presented in Fig. 1. These data are in nice agreement with previously published susceptibility data by Isikawa et al. [14], who attributed the magnetocrystalline anisotropy to the effect of the crystal electric field. The magnetic structure derived from powder neutron diffraction with a wave vector $\mathbf{q} = (\frac{1}{2}, 0, \frac{1}{3} + \tau^*)$ [8] is visualized in Fig. 2. Within the basal plane, two thirds of the cerium moments form ferromagnetic chains, which are coupled antiferromagnetically and separated by the frustrated moments. Thus in contrast to the crystallographic structure with a single cerium site, the magnetic structure below T_N of CePdAl features three inequivalent cerium sites.

Due to the geometrical frustration present in the ab plane in this compound one third of the magnetic moments does not participate in the long-range magnetic order [8]. These moments form a rectangular lattice in the ac plane (shown in yellow in Fig. 2), separated from each other

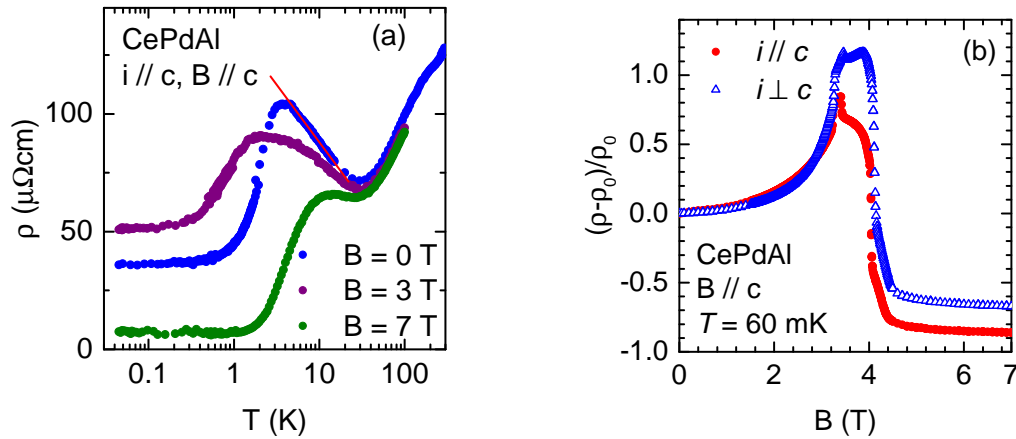


Figure 3. (a) Resistivity ρ vs. temperature T of CePdAl with the current i applied along the c axis in zero field (blue symbols) and an external magnetic field aligned parallel to the c axis with $B = 3$ T (purple symbols) and $B = 7$ T (green symbols). The red line is a guide to eye, showing the logarithmic increase of the resistivity related to the Kondo effect. (b) Field dependence of the resistivity at $T = 60$ mK with the magnetic field aligned parallel to the c axis and the current parallel (red circles) and perpendicular (blue triangles) to the applied field.

by antiferromagnetically ordered corrugated planes (grey shaded in Fig. 2) [15].

2. Experimental Details

A single crystal of CePdAl was grown by the Czochralski method [16, 17]. A Physical Properties Measurement System (PPMS, Quantum Design) was used to obtain the specific heat and resistivity data in the temperature range between 350 mK and room temperature. Specific-heat and resistivity measurements at lower temperatures were performed in a dilution refrigerator. The electrical resistivity was measured with a standard four-contact method employing a LR700 resistance bridge, for the specific heat measurements a standard heat-pulse technique was used. The magnetization measurements at $T = 0.5$ and 5 K were performed in a Magnetic Properties Measurement System (MPMS, Quantum Design) equipped with a SQUID Magnetometer in magnetic fields up to $B = 7$ T. The magnetization data at $T = 1.6$ K and the dc susceptibility between 1.6 K and room temperature were measured in a Vibrating Sample Magnetometer (VSM, Oxford Instruments) in magnetic fields up to $B = 12$ T. Neutron scattering was performed at the instrument RESI (FRM2, Munich) with a neutron wavelength $\lambda = 1.03$ Å in a ^3He cryostat.

3. Results and Discussion

The electrical resistivity of CePdAl is shown in Fig. 3 (a) in the temperature range between 40 mK and 300 K in zero field (blue symbols) and an external magnetic field applied parallel to the c axis with $B = 3$ T (purple symbols) and $B = 7$ T (green symbols). In zero field a logarithmic increase of $\rho(T)$ (illustrated by the red line) is observed when lowering the temperature, characteristic for the presence of the Kondo effect. At $T_{\text{max}} \approx 4$ K the resistivity passes through a maximum and then drops steeply due to the onset of lattice coherence and antiferromagnetic order. A minimum around $T \approx 30$ K in the thermopower [18] confirms the presence of the Kondo effect in this material. An external magnetic field of $B = 3$ T lowers and broadens the maximum in $\rho(T)$ due to the lower Néel temperature $T_N = 1.7$ K, while the low- T resistivity increases by roughly 30% in $B = 3$ T.

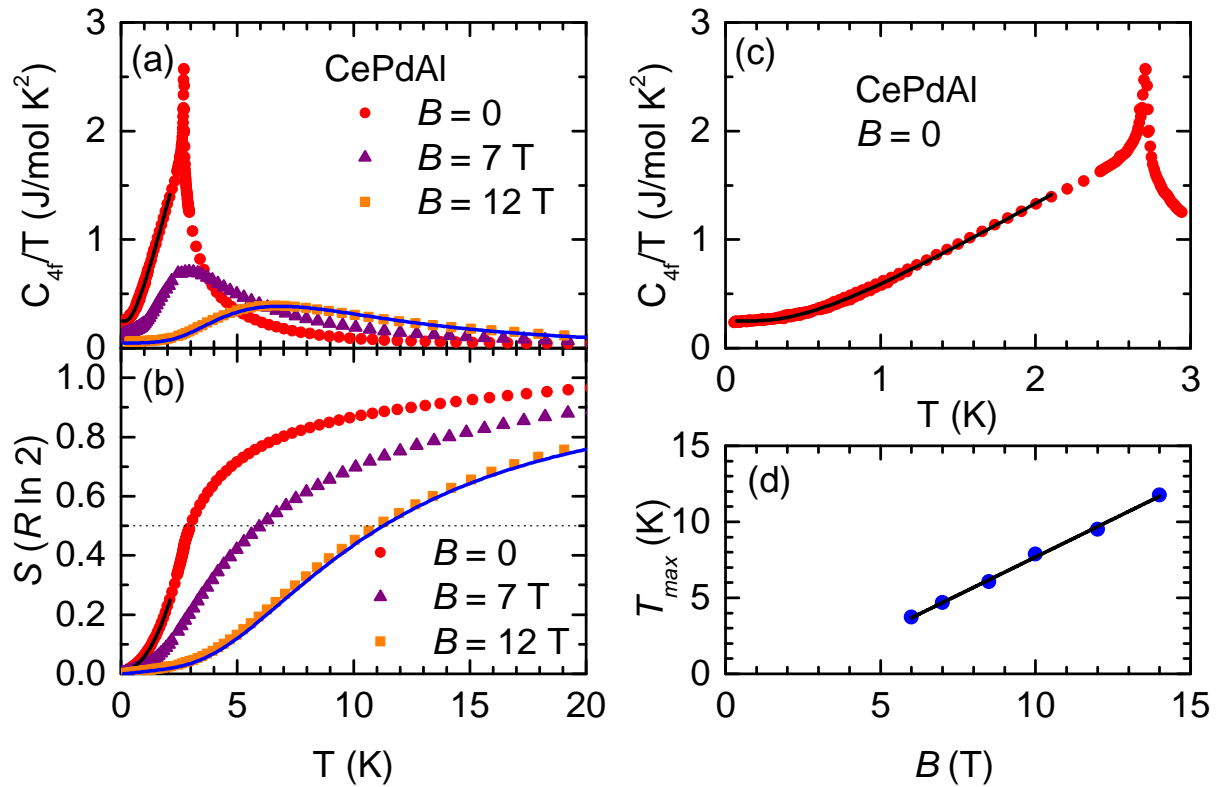


Figure 4. (a) Specific heat of CePdAl in the representation C/T vs T in zero field (red circles) and in an external magnetic field along the easy axis $B = 7$ T (purple triangles) and $B = 12$ T (orange squares). The black line is a fit to the zero-field data as described in the text. The blue line is a fit with the Kondo model after ref. [19], see text for details. (b) Corresponding magnetic entropies $S(T)$. The blue line is a fit with the Kondo model as used in panel (a). (c) Enlarged presentation of the zero-field specific heat and the corresponding fit. (d) Temperatures T_{max} of the maxima of the Schottky anomaly in CePdAl vs magnetic field B .

In an external magnetic field $B = 7$ T the resistivity at the lowest attainable temperature drops to $7.5 \mu\Omega \text{ cm}$ with the room temperature resistivity of $126 \mu\Omega \text{ cm}$ yielding a residual-resistivity ratio $RRR = 17$, which indicates a satisfying sample quality. Of course one could argue that magnetic impurities would be suppressed in an external magnetic field as well, however that would usually happen at significantly lower fields. The non-monotonic low- T $\rho(T, B)$ is confirmed when considering the field dependence of the isothermal resistivity at lowest temperature, as presented in Fig. 3 (b). The resistivity increases with increasing field with peaks at 3.4 T and 3.9 T (the latter being a shoulder for $i//B$) indicating magnetic transitions in nice agreement with the $\rho(B)$ data by Goto *et al.* [10], who also suggested that these transitions indicate the successive alignment of the in zero field frustrated Ce moments with increasing magnetic field.

In order to obtain insight into the magnetic low-energy states, we analyzed the specific heat of CePdAl in zero field down to very low temperatures. Figure 4 (a) shows the $4f$ -electron contribution C_{4f} to the specific heat of CePdAl in zero field, $B = 7$ T and $B = 12$ T with $B//c$. C_{4f} was obtained by subtracting the specific heat of the non-magnetic parent compound LuPdAl as well as the nuclear contribution $\propto 1/T^2$ due to the electric quadrupolar moments of Pd and Al calculated from high-field data [20]. The black line, better visible in panel (c) of

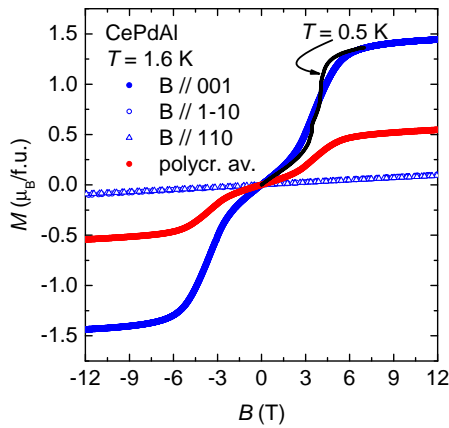


Figure 5. Magnetization of CePdAl at $T = 1.6$ K with the magnetic field aligned parallel to the [001], [110] and $[1\bar{1}0]$ direction. The red curve is the polycrystalline average of all three directions. The black line shows the magnetization M of CePdAl at $T = 0.5$ K with the magnetic field aligned parallel to the [001].

Fig. 4 is a fit of the zero field data with

$$C_{4f} = \gamma T + b \cdot T^2 \exp\left(-\frac{\Delta}{k_B T}\right). \quad (1)$$

Here γT represents the electronic linear contribution to the specific heat with $\gamma = 250$ mJ/molK², which we attribute to the frustrated Ce moments. The second term $b \cdot T^2 \exp\left(-\frac{\Delta}{k_B T}\right)$ suggests the presence of gapped spin waves with $\Delta/k_B = 920$ mK in addition to the low-energy excitations due to frustrated Ce moments also found in previous NMR measurements [12]. The observed T^2 behavior is reminiscent of two-dimensional antiferromagnetic spin waves [21], in agreement with the corrugated antiferromagnetic planes visualized in Fig. 2.

The energy levels of the Ce are split into three doublets due to the local $m2m$ symmetry of the Ce ion. The crystal field levels were found at $\Delta/k_B = 244$ and 510 K by inelastic neutron scattering [11]. The ground state wave function is an almost pure $|\frac{5}{2}\rangle$ doublet state, in line with the Ising anisotropy shown in the magnetization and susceptibility (see figs. 1 and 5). Thus at low temperatures we can assume an effective spin- $\frac{1}{2}$ system with an enhanced g -factor $g = 4.2$ to account for $J = \frac{5}{2}$ [22]. The magnetic entropy calculated from the specific heat is shown in Fig. 4 (b). For the zero-field measurement at the Néel temperature $T_N = 2.7$ K less than 50% of the expected entropy of $R \ln 2$ is gained, which is another hint to the frustration present in CePdAl.

As demonstrated by the specific heat data in $B = 7$ and 12 T a Schottky anomaly evolves in magnetic fields. Fig. 4 (d) shows the temperature T_{max} of the maxima in C_{4f} of this Schottky anomaly in magnetic fields larger than 6 T. The linear field dependence confirms that it is indeed a Schottky anomaly. From the slope of the data we estimate the Zeeman splitting of the levels and the involved magnetic moment, the latter being $1.77 \mu_B$, which is in fair agreement with the ordered moment of $1.6 \mu_B$ found by Dönni *et al.* [8] and compares well to $1.83 \mu_B$ found by Prokös *et al.* [23].

The specific heat in $B = 12$ T can be described very nicely with the single-ion resonance-level Kondo model [19]. The solid blue lines in Fig. 4 (a) and (b) are fits with the resulting fit parameters as follows: Kondo temperature $T^* = 3.23 \pm 0.03$ K and Zeeman splitting $\Delta E/k_B = 22.9$ K, where the latter nearly perfectly agrees with $T_{max} = 9.5$ K when considering $k_B \cdot T_{max} = 0.42 \cdot \Delta E$. In lower fields the emerging correlation effects compromise this fit by producing an additional background, which, however, does not shift T_{max} . Thus, although the magnetization data (see Fig. 5 and ref. [10]), suggest that in an external field $B = 7$ T aligned parallel to the c -axis the system is already in the paramagnetic state the specific heat

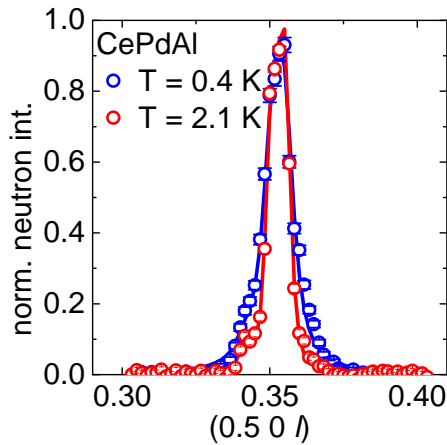


Figure 6. Scans along [001] across a magnetic Bragg (0.5 0 0.35) peak at $T = 2.1$ and 0.4 K.

in $B = 7$ T cannot be described with the single-ion resonance-level Kondo model. The presence of correlations between the magnetic moments, even in regimes beyond the long-range ordered state, is in line with the recent results of Prokš *et al.* [24], who found that the three magnetic cerium sites still carry different magnetic moments at $T = 100$ mK, $p = 0.85$ GPa and in $B = 9$ T.

From the Sommerfeld coefficient γ and the value of the magnetic susceptibility χ at low temperatures the Wilson ratio can be calculated [25]. The Sommerfeld coefficient was determined from the value of C_{4f}/T extrapolated to zero temperature to be $\gamma = 250, 134$ and 57 mJ/mol K² in $B = 0, 7$ and 12 T. The magnetization, as presented in Fig. 5, was measured at $T = 1.6$ K in magnetic fields up to $B = 12$ T aligned along the easy axis [001] and perpendicular along the hard axes [110] and $[1\bar{1}0]$. The saturation moment at $B = 12$ T is $\mu = 1.44 \mu_B/\text{f.u.}$, roughly in line with the ordered moment $\mu \approx 1.6 \mu_B/\text{f.u.}$ found in previous neutron diffraction experiments [8] and our estimations from the specific heat data discussed above. In a high magnetic field with all moments aligned a saturation moment $m = 2.1 \mu_B$ is expected for free Ce^{3+} . The significant reduction of our measured data is a further fingerprint of the Kondo screening effects in CePdAl. For $B \perp c$ no transitions are found and M/B is constant in field. From ref. [14] we know that M/B is temperature-independent below $T \approx 3$ K as well, so we can assume $\chi = dM/dB = 0.00712 \mu_B/\text{mol T}$ for all temperatures below 3 K and fields applied along the hard axis. For $B = 0$ we use our data taken at $T = 0.5$ K, which are in agreement with the data reported previously by Goto *et al.* [10]. For the magnetic field aligned parallel to the easy axis the data at $T = 0.5$ and 1.6 K above $B = 6$ K converge, thus we can use the data from our measurement at $T = 1.6$ K for $B = 7$ and 12 T. For the calculation of the Wilson ratio we take the polycrystalline average of these data. The resulting values are $\chi = 0.039, 0.019$ and $0.0078 \mu_B/\text{mol T}$ in $B = 0, 7$ and 12 T. The Wilson ratios calculated thereof are $R_W = 1.44, 1.18$ and 1.17 in $B = 0, 7$ and 12 T, which is close to the value for free electrons in all fields. In a phenomenological “two-component model”, which was for example used previously for the analysis of $\text{CeCu}_{6-x}\text{Au}_x$ and CeAl_2 , the specific heat at low temperatures is separated into two parts: on the one hand magnetic excitations of the antiferromagnetic state, rapidly vanishing with decreasing temperature, and on the other hand heavy fermion excitations [26, 27]. In analogy one could argue that in zero field only the one third of frustrated, disordered moments contributes to γ , which would result in a corrected Sommerfeld coefficient $\gamma' = 0.750$ J/mol K² and a corrected Wilson ratio $R'_W = 4.32$. These values would qualify CePdAl as a strongly correlated heavy fermion system. In higher fields of 7 and 12 T this argument is not valid anymore, here the magnetic moments contribute equally to γ , resulting in a Wilson ratio as expected for normal metals.

In order to take a closer look on the magnetic ground state of CePdAl we performed elastic

neutron scattering experiments. Figure 6 displays scans across a magnetic Bragg position of CePdAl at $T = 2.1$ and 0.4 K. The peak width of the magnetic Bragg peak increases towards lower temperatures, even well below T_N . This measured width corresponds to antiferromagnetic domains with a size of the order of 200 \AA at $T = 0.4$ K. Such a behavior is in marked contrast to usual magnetically ordered systems with true long-range order at lowest temperatures. There must exist an effect limiting the size of the antiferromagnetic domains towards lower temperatures. A possible origin of this behavior are the magnetically frustrated moments in CePdAl. Although no other long-range order is detected, one can assume that the frustrated moments - bearing a non-zero moment - couple to the ordered moments perturbing the long-range ordered structure resulting in a reduction of the domain size.

4. Conclusion

Our results show clearly that magnetic frustration and the Kondo effect are present in CePdAl simultaneously. Our data suggest a bipartite system: on the one hand the antiferromagnetically ordered part, on the other hand the frustrated part. However, these subsystems are not completely independent, as evidenced by the broadening of the magnetic Bragg peaks towards lower temperatures. Furthermore the missing entropy in magnetic fields above the magnetic transitions points to the presence of magnetic correlations and possibly magnetic frustration in areas beyond the long-range ordered regime. Overall CePdAl offers an excellent opportunity to explore the interplay between magnetic frustration and Kondo physics.

Acknowledgements

This work was supported by the Deutsche Forschungsgemeinschaft through FOR 960, the Helmholtz Association through VI 521 and JSPS Postdoctoral Fellow for Research Abroad.

References

- [1] Bramwell S T and Gingras M P 2001 *Science* **294** 1495–1501
- [2] Mydosh J A 1993 *Spin glasses: an experimental introduction* (London, Washington DC: Taylor & Francis)
- [3] Balents L 2010 *Nature* **464** 199–208
- [4] Ramirez A P 1994 *Annu. Rev. Mater. Sci.* **24** 453–480
- [5] Nakamura H, Ito K, Wada H and Shiga M 1993 *Physica B* **186-188** 633–635
- [6] Fritsch V, Hemberger J, Büttgen N, Scheidt E W, Krug von Nidda H A, Loidl A and Tsurkan V 2004 *Phys. Rev. Lett.* **92** 116401
- [7] Fritsch V, Thompson J D, Sarrao J L, Krug von Nidda H A, Eremina R M and Loidl A 2006 *Phys. Rev. B* **73** 094413
- [8] Dönni A, Ehlers G, Maletta H, Fischer P, Kitazawa H and Zolliker M 1996 *J. Phys.: Cond. Mat.* **8** 11213–11229
- [9] Senthil T, Vojta M and Sachdev S 2004 *Phys. Rev. B* **69** 035111
- [10] Goto T, Hane S, Umeo K, Takabatake T and Isikawa Y 2002 *J. Phys. Chem. Sol.* **63** 1159
- [11] Woitschach S, Stockert O, Koza M M, Fritsch V, v Löhneysen H and Steglich F 2013 *phys. stat. sol. (b)* **250** 468–471
- [12] Oyamada A, Maegawa S, Nishiyama M, Kitazawa H and Isikawa Y 2008 *Phys. Rev. B* **77** 064432
- [13] Fisher M E 1962 *Philosophical Magazine* **7** 1731 – 1743
- [14] Isikawa Y, Mizushima T, Fukushima N, Kuwai T, Sakurai J and Kitazawa H 1996 *J. Phys. Soc. Jpn.* **65** Suppl. B 117
- [15] Fritsch V, Bagrets N, Goll G, Kittler W, Wolf M J, Grube K, Huang C L and Löhneysen H v 2014 *Phys. Rev. B* **89** 054416
- [16] Abell J S 1989 *Handbook of the physics and chemistry of rare earths* vol 12 (North-Holland) chap Preparation and crystal growth of rare-earth elements and intermetallic compounds, pp 1–51
- [17] High-purity rare-earth metals acquired from Materials Preparation Center, Ames Laboratory, US DOE Basic Energy Sciences, Ames, IA, USA, <<http://www.mpc.ameslab.gov>>
- [18] Huo D, Kuwai T, Mizushima T, Isikawa Y and Sakurai J 2002 *Physica B: Condensed Matter* **312 & 313** 232–234 ISSN 0921-4526 the International Conference on Strongly Correlated Electron Systems
- [19] Schotte K and Schotte U 1975 *Physics Letters A* **55** 38–40

- [20] Sakai A, Lucas S, Gegenwart P, Stockert O, v Löhneysen H and Fritsch V 2016 Quantum criticality in geometrically frustrated $\text{CePd}_{1-x}\text{Ni}_x\text{Al}$. to be published
- [21] Ramirez A P, Espinosa G P and Cooper A S 1990 *Phys. Rev. Lett.* **64** 2070–2073
- [22] Abragam A and Bleaney B 2012 *Electron paramagnetic resonance of transition ions* (Oxford University Press) page 33
- [23] Prokeš K, Manuel P, Adroja D, Kitazawa H, Goto T and Isikawa Y 2006 *Physica B* **385** 359–362
- [24] Prokeš K, Hartwig S, Stunault A, Isikawa Y and Stockert O 2015 Probing magnetism in cephad under multi-extreme conditions using polarized neutrons *Journal of Physics: Conference Series* vol 592 (IOP Publishing) p 012082
- [25] Hewson A C 1997 *The Kondo problem to heavy fermions* vol 2 (Cambridge university press)
- [26] Schlager H G, Schröder A, Welsch M and v Löhneysen H 1993 *J. Low Temp. Phys.* **90** 181–204
- [27] Bredl C, Steglich F and Schotte K 1978 *Zeitschrift für Physik B Condensed Matter* **29** 327–340