

Estimated probability of the partial coverage of QSOs by intervening H₂-clouds at formation of QSO absorption-line spectra

D D Ofengeim¹, A V Ivanchik^{1,2}, A D Kaminker^{1,2}, S A Balashev²

¹ St.-Petersburg State Polytechnical University, Politekhnikeskaya 29, 195251 St.-Petersburg, Russia

² Ioffe Physical-Technical Institute, Politekhnikeskaya 26, 194021 St.-Petersburg, Russia

E-mail: ddofengeim@gmail.com

Abstract. We have estimated the probability of a partial coverage of QSO broad-line regions by intervening H₂-clouds. This effect has been revealed by an analysis of H₂ absorption systems in QSO spectra [1, 2]. Accounting of the effect may change significantly physical parameters of interstellar clouds derived from the spectral analysis [2].

We show that the probability of incomplete coverage turns out to be not lower than about 8%. Actually, a frequency of the effect revealing may occur essentially higher than this quantity, encouraging us in further systematic searches of the incomplete coverage in the H₂ absorption QSO spectra.

1. Introduction

It was widely accepted until recently that intervening H₂ absorption clouds fully cover cosmologically remote quasars (QSOs) usually treated as point-like powerful sources of radiation. The interstellar clouds in remote galaxies situated on lines of sight between QSOs and an observer imprint a set of absorption lines into initial QSO spectra which consist of a smooth continuum and broad emission lines. The latter are formed within a broad-line region (BLR) in a wider vicinity of a central QSO machine.

The partial coverage of a BLR by an intervening absorption cloud was firstly reported in [1] and investigated in detail by [2]. It was demonstrated that the H₂-bearing cloud covers the QSO 1232+082 ($z_{em} = 2.57$) intrinsic continuum source completely but only a part of the BLR. The details of this unique effect and different alternative interpretations were discussed in the paper by [2].

Recently another H₂ absorption system with partial coverage of the appropriate QSO has been revealed in Q 0528-250 spectrum [3]. Since taking into account of the partial coverage leads to serious changes of the results of QSO spectra analysis (e.g. column densities of absorbers), it is important to investigate possibility of the partial coverage effect in other QSO H₂ absorption systems. Following [2], one can introduce *noncoverage factor* f as the ratio of a light flux passing by the cloud (i.e. came to the detector without absorption) to a flux which would be detected in absence of the cloud. It is useful to calculate a distribution function of f , i.e. a probability to reveal $f > f_0$ (f_0 is an assigned value) for an arbitrary absorption system.



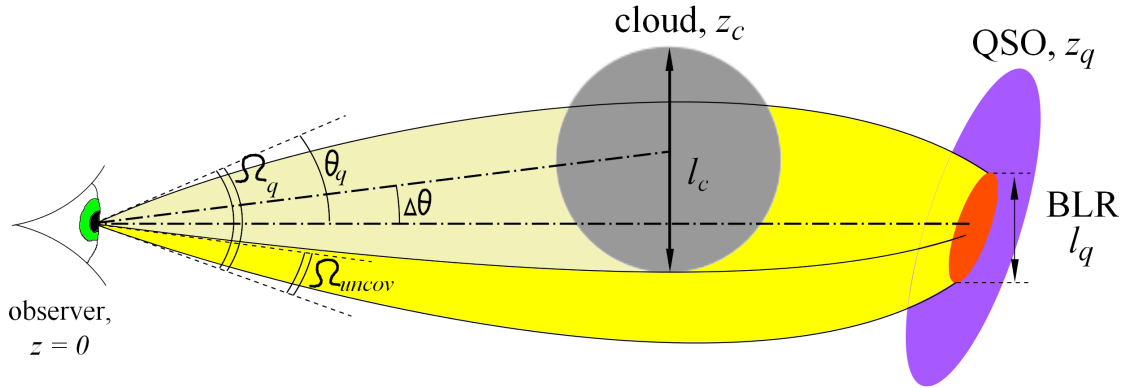


Figure 1. Schematic illustration of an absorption cloud with a transverse size l_c (grey circle) situated between the observer and QSO broad-line region (BLR) with a transverse size l_q (red ellipse); θ_q is an angular size of BLR, $\Delta\theta$ is an angle between the line-of-sights from the observer to the centres of QSO and cloud. Ω_q is a solid angle (light cone) of the whole BLR radiation flux, Ω_{uncov} is a solid angle filled by non-absorbed radiation. Radiation from the QSO without H₂-absorption systems is shown as yellow area of the light cone and radiation containing the absorption systems – as a dimly coloured area. Note that the light cone is curved due to the expansion of the Universe.

Note that there is an important reason to search the partial coverage phenomenon for molecular clouds in contrast with HI clouds (mostly forming Ly α forest) which is likely to have transverse sizes well exceeding the probable sizes of QSO BLRs (e.g. [4]).

In the present paper, we build the probability function of noncoverage factor f for QSO BLRs with $z_{em} = z_q$ (QSOs) by absorption systems with $z_{abs} = z_c$ (clouds). We consider an arbitrary angular distance between line-of-sights to the centres of the cloud and corresponding BLR, as well as an arbitrary ratio κ of the cloud to BLR transverse sizes. In Section 2 we introduce noncoverage factor f and consider the main parameters determinative f . In Section 3 we calculate distribution of noncoverage factor for certain distributions of physical parameters. In Section 4 we discuss obtained results and their relation to observations.

2. Geometry of partial coverage

A sketch of partial coverage is represented on Fig.1. Light from the QSO propagates through the Universe and it is registered by an observer. The observer detects a light cone within an angle θ_q or solid angle Ω_q . Some part of light passes by the cloud and comes to the observer without formation of an absorption-line system in a spectrum. This part is comprised within a solid angle Ω_{uncov} . The rest light is partly screened by the cloud in such a way that absorption of molecules in the cloud imprints a set of absorption lines in the initial spectrum. In result the observer detects a complex radiation from QSO with spectrum integrated over angles. A screened (*covered*) flux of radiation may be approximately estimated as a flux comprised by a solid angle $\Omega_{cov} = \Omega_q - \Omega_{uncov}$.

Noncoverage factor f is a ratio of the flux which goes by the cloud without absorption to the flux of radiation which would come to the observer if there was no cloud on its path. Let us assume roughly that both the screened and unscreened fluxes are uniformly distributed within their solid angles. Thus f may be estimated as a ratio of the solid angle Ω_{uncov} to the whole solid angle Ω_q of BLR observations:

$$f = \frac{\Omega_{uncov}}{\Omega_q}, \quad (1)$$

where at $\theta_q \ll 1$ one can write $\Omega_q = \pi\theta_q^2$.

Using the well-known definition of the *angular size distance*, $D_A(z)$, for cosmologically distant objects with a proper transverse size l at a cosmological redshift z , one can determine the angular size [5] $\theta = l/D_A(z)$, where $D_A = cd_A(z)/H_0$ is the angular size distance, H_0 is the *Hubble constant* at present, c is the speed of light and the dimensionless value $d_A(z)$ in the standard Λ CDM cosmological model is:

$$d_A(z) = \frac{1}{1+z} \int_0^z \frac{dz'}{\sqrt{\Omega_m(1+z')^3 + \Omega_\Lambda}}. \quad (2)$$

Here Ω_m is the dimensionless cold matter density parameter and $\Omega_\Lambda = \Lambda c^2/(8\pi G)$ is determined by the cosmological constant Λ , G – gravitational constant. According to Fig. 1 one can set $\theta_q = \theta/2$ and employ the equation $\theta_q = lH_0/(2cd_A(z))$. Then using this relation we obtain the final equation for Ω_q . Estimations of the values Ω_{uncov} and f will be outlined below.

Let us demonstrate that the phenomenon of incomplete covering is amplified by cosmological properties of the space-time. Fig. 2 displays two dependencies of an angular size of a cosmologically distant object (with proper linear size l and redshift z) on the distance $L = ct(z)$, where $t(z)$ is the standard expression for the cosmological time of the light-signal propagation from the object to observer. Thus the green curve in Fig. 2 demonstrates the dependence of $\theta(z)$ on the light-propagation distance $L = ct(z)$ in expanding Λ CDM model. In the Euclidean (stationary) cosmological model it is a hyperbolic dependence $\theta = l/L$ on the distance L to the object.

One can see that an angular size in the expanding Universe is larger than it would be expected in the stationary model, and it grows with L at $L > 3$ Gpc. This is well known phenomenon in the Friedmann cosmological models (e.g. [6]). Specific light trajectories in such models relatively to the observer reference frame are schematically drawn in Fig. 1.

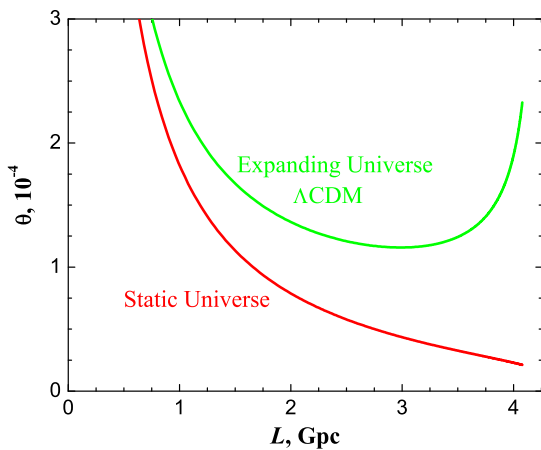


Figure 2. Angular size (in arcsec) $\theta(z)$ of an object with a proper transverse size $l = 1$ pc and cosmological redshift z versus distance $L = ct$; light passes from the object to the observer for cosmological time $t(z)$ in expanding (green curve) and stationary (Euclidean; red curve) Universes.

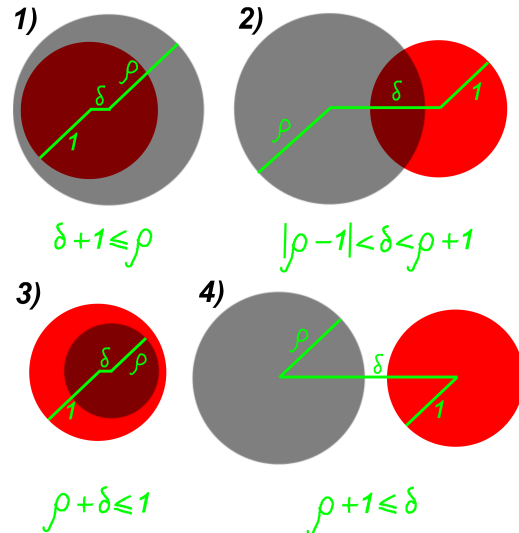


Figure 3. Four types of coverage. Types of mutual relations between cloud (grey circles) and QSO BLR (red circles) in the observer reference frame: 1) is full coverage (widely known case), 2) – crescent-like coverage, 3) – an “annular” coverage, 4) – full lack of coverage.

Thus, if BLR transverse size l_q is comparable with the cloud size l_c , then the phenomenon of partial coverage may occur for essentially different z_q and z_c . The condition $L > 3$ Gpc corresponds to $z > z_* \approx 1.64$. For detected H_2 absorption systems in QSO spectra both values $z_{em} = z_q$ and $z_{abs} = z_c$ typically exceed the value z_* , so it is necessary to take into account the cosmological expansion.

Assuming that BLRs and clouds are spherical one can determine Ω_{uncov} (see Eq. (1)) using an estimation of two partly overlapping circle areas. A circle conventionally representing the BLR may be characterized by the radius θ_q and a circle representing the cloud – by the radius θ_c . Then the square of the BRL circle is $\pi\theta_q^2 = \Omega_q$. Let us introduce also an overlapping square S (in units of rad^2) of the BLR and cloud circles. Then one can define $f = 1 - S/\Omega_q$, and additionally $\rho = \theta_c/\theta_q$, $\kappa = l_c/l_q$. In these terms we have $\rho(\kappa, z_q, z_c) = \kappa d_A(z_q)/d_A(z_c)$, $f = 1 - s/\pi$, where $s = S/\theta_q^2$. Note that ρ may be either $>$ or $<$ κ . It is useful to introduce also a relative angular deviation $\delta = \Delta\theta/\theta_q$, where $\Delta\theta$ is an angular distance between line-of-sights to the centres of BRL and cloud. In our schematic approach δ characterizes a distance between circle centres. One can compose the resulting expression for $f = f(\kappa, \delta, z_q, z_c)$ as function of four parameters κ , δ , z_q and z_c .

Fig. 3 displays all possible relative positions of two conventional circles referred to the BLR and cloud; it is suitable to represent all values in units θ_q , then the radius of the BLR is 1.

- 1) *Full coverage*. All flux from the QSO goes through the cloud, $f = 0$. The condition is: $1 + \delta \leq \rho$.
- 2) *Crescent coverage*. The condition for this case is: $|\rho - 1| < \delta < \rho + 1$. After some geometric calculations with $f(s) = 1 - s/\pi$ we obtain

$$f = 1 - \frac{\rho^2}{\pi} \arccos \frac{\rho^2 + \delta^2 - 1}{2\rho\delta} - \frac{1}{\pi} \arccos \frac{1 + \delta^2 - \rho^2}{2\delta} + \frac{1}{2\pi} \sqrt{[\rho^2 - (\delta - 1)^2][(\delta + 1)^2 - \rho^2]}. \quad (3)$$

- 3) *Annular coverage*. The angular size of the cloud should be less then the BLR size. The condition is $\rho + \delta \leq 1$; $\rho \leq 1$, $\delta \leq 1$. In this case we get $f = 1 - \rho^2$.
- 4) *Full noncoverage*. Relative angular deviation is large and all flux from the QSO goes by the cloud, i.e. the cloud remains unobservable in the QSO spectrum, i.e. $f = 1$. The condition of this case is $1 + \rho \leq \delta$.

3. Distribution of noncoverage factor

Let us determine a distribution of noncoverage factor f , i.e. probability $P(f > f_0)$ to detect the absorption systems in QSO spectra with noncoverage factor exceeding a value f_0 . We fix z_q and z_c and treat the parameters κ and δ as arbitrary ones. Firstly note that the very fact of absorption-lines registration excludes the case (4) with $f = 1$, i.e the probability of full noncoverage $P(f = 1) = 0$. According to the conditions of Section 2 it is true when $\delta < 1 + \rho(\kappa, z_q, z_c)$. We assume the uniform distribution of the deviation parameter δ and introduce the probability P and probability density function Φ_δ according to the standard definition: $P(\delta' < \delta < \delta' + d\delta') = \Phi_\delta(\delta') d\delta'$. In such a way we use:

$$\Phi_\delta(\delta') = \frac{\Theta(1 + \rho(\kappa, z_q, z_c) - \delta')}{1 + \rho(\kappa, z_q, z_c)}, \quad (4)$$

where $\Theta(x)$ is the Heaviside function.

Distribution of κ is determined by distributions of l_c and l_q . Hereafter we assume that $l_q = 0.1$ pc and consider only dependence of the distribution on l_c , which is assumed [7] to be $l_c \sim 0.1 \div 10$ pc. The probability density function Φ_κ for κ -distribution $P(\kappa' < \kappa < \kappa' + d\kappa') =$

$\Phi_\kappa(\kappa') d\kappa'$ may be represented as $\Phi_\kappa(\kappa') = \psi(\kappa')\Theta(\kappa' - \kappa_{min})\Theta(\kappa_{max} - \kappa')$, where $\psi(\kappa')$ describes a distribution function over cloud sizes l_c ; below we consider the function $\psi(\kappa)$ as a power-law distribution in a general form: $\psi(\kappa) = (1 - \beta)\kappa^{-\beta}(\kappa_{max}^{1-\beta} - \kappa_{min}^{1-\beta})^{-1}$, uniform distribution over κ corresponding to $\beta = 0$.

We assume that the parameter δ is fixed and calculate the reciprocal function $\kappa(f, \delta, z_q, z_c)$. Actually, the reciprocal function $\kappa(f, \delta)$ at certain z_q and z_c can be represented analytically in five regions completely covering the whole domain of permissible values f and δ . Our calculations show that $\kappa(f, \delta)$ in all cases is a decreasing function of f , i.e. $\kappa < \kappa_0 = \kappa(f_0)$ when $f > f_0$, and $f = 1$ at $\kappa = 0$. On the contrary, the greater δ , the greater $f \leq 1$ can be obtained. Summing up all points discussed above one can write

$$P(f > f_0) = \int_0^\infty \int_0^{\kappa(f_0, \delta, z_q, z_c)} \Phi_\kappa(\kappa') \Phi_\delta(\delta') d\kappa' d\delta'. \quad (5)$$

Resulting dependencies $P(f > f_0)$ are given in Figs. 4, 5, where $P(f > 0) = 1 - \mathcal{P}(f = 0) \neq 1$, and $\mathcal{P}(f = 0)$ is a probability of full coverage.

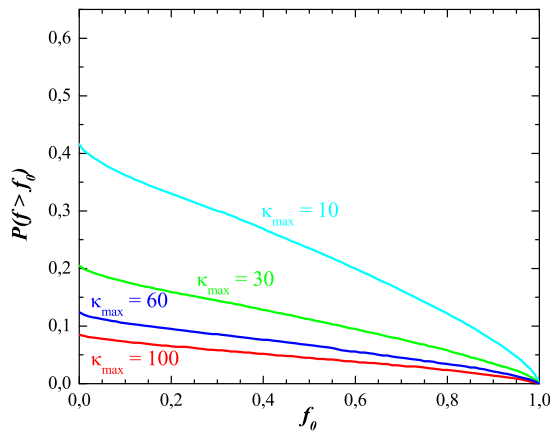


Figure 4. $P(f > f_0)$ for uniform distribution of cloud sizes at $z_q = 2.57$, $z_c = 2.33$. Coloured curves correspond to different κ_{max} .

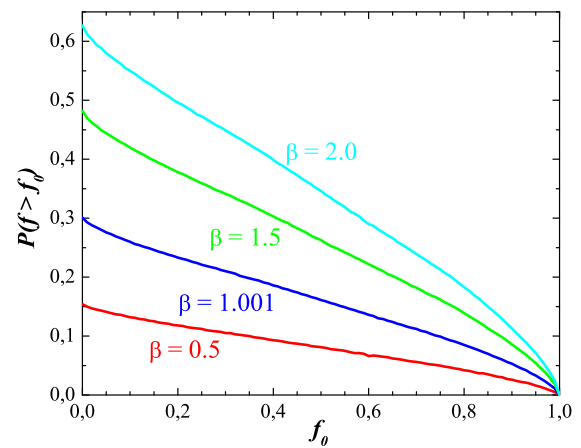


Figure 5. $P(f > f_0)$ for power-law distribution of cloud sizes at $z_q = 2.57$, $z_c = 2.33$. Coloured curves correspond to different β .

4. Results and conclusions

In the present paper we investigate the probability of the partial coverage of a QSO BLR by an intervening H_2 -cloud. Partial coverage is estimated by *noncoverage factor*, i.e. the ratio of a solid angle comprising the whole BLR emission to a solid angle of an uncovered part. A *distribution of noncoverage factor* was calculated for fixed redshifts of the QSO and cloud in the cases of uniform and power-law distributions of cloud sizes.

Using the obtained value, $P(f > f_0)$, one can estimate the probability to reveal the incomplete coverage at a chosen level $f \geq 0.02$ which might affect the absorption lines analysis and obtained physical conditions (see [2]). It is shown that in the most unfavourable case of uniform κ -distribution and sufficiently large $\kappa_{max} = 100$ the probability to reveal the lowest noncoverage factor is $P(f > 0.02) \geq 0.08$. In more realistic cases the probability can reach values exceeding 0.3. It means that at the analysis of QSO spectra one should expect the possibility of the incomplete coverage phenomenon.

Two molecular clouds with actually estimated linear sizes has $l_c \sim 0.1 \div 0.2$ pc. It means that appropriate $\kappa \sim 1 \div 2$ at $l_q \sim 0.1$. It is not likely that all ~ 20 registered molecular H_2 -clouds at high redshifts correspond to a small sizes. So, it is very important to accumulate some additional information on the distribution of the clouds, as well as the QSO BLRs, over their sizes. In the case of the power-law distribution it would increase minimal $P(f > 0.02)$ estimation. It is good reason to investigate QSO absorption-line spectra with systematic search for the partial coverage. Being revealed the partial coverage phenomenon may lead to essential revision of interstellar medium parameters at high redshift $z \sim 2 - 4$.

4.1. acknowledgments

This work was supported by Ministry of Education and Science of Russian Federation (Agreement No. 8409), by the State Program "Leading Scientific Schools of Russian Federation (grant NSh 4035.2012.2), and by RFBR (grant No. 11-02-01018-a), also SB thanks RF Presedent Programme (grant MK-4861.2013.2).

References

- [1] Ivanchik A V, Petitjean P, Balashev S A, Srianand R, Varshalovich D A, Ledoux C and Noeterdaeme P, 2010, *MNRAS*, **404**, 1583
- [2] Balashev S A, Petitjean P, Ivanchik A V, Ledoux C, Srianand R, Noterdaeme P and Varshalovich D A, 2011, *MNRAS*, **418**, 357
- [3] Balashev S A, Klimenko V V, Ivanchik A V, Ledoux C, Noterdaeme P, Petitjean P, Varshalovich D A, 2013, *MNRAS* (in preparation)
- [4] Dave R, Oppenheimer B D, Katz N, Kollomeier J A and Weinberg D H, 2010, *MNRAS*, **408**, 2051
- [5] Kayser R, Helbig P, Schramm T, 1997, *A&A*, **318**, 680
- [6] Zel'dovich Ya B, Novikov I D, 1983, *The Structure and Evolution of the Universe*, Univ. Chicago Press, Chicago.
- [7] Rauch M, 1998, *ARA&A*, **36**, 267