

PAPER • OPEN ACCESS

## Experiment Research of Concrete Splitting Tensile Strength Based on Age and Curing Temperature

To cite this article: Zhuang Jinping *et al* 2019 *IOP Conf. Ser.: Earth Environ. Sci.* **267** 052056

View the [article online](#) for updates and enhancements.

# Experiment Research of Concrete Splitting Tensile Strength Based on Age and Curing Temperature

Zhuang Jinping<sup>1,2</sup>, Chen Jianxing<sup>1</sup>, Cai Xuefeng<sup>1</sup>, Qiu Hao<sup>1</sup>

<sup>1</sup>College of Civil Engineering, Fujian University of Technology, Fuzhou, Fujian, 350118, China

<sup>2</sup> Fujian-Taiwan Cooperative Institute of Civil Engineering Technology in Universities of Fujian Province (Fujian University of Technology), Fuzhou, Fujian, 350118, China

E-mail: yixiong1978@163.com

**Abstract:** In order to study the curing ages and aging degree influences on concrete tensile strength, the splitting experiments on 25 groups specimens including 75 cubes were conducted in the paper. The test parameters mainly include strength grade, age and aging degree. The tests showed that the splitting strength increases with the age and it increases rapidly in the first 7 days. The aging degree has a certain effect on the splitting tensile strength of concrete, and the greater difference in aging degree, the greater difference in splitting strength of concrete. The splitting tensile strength predictor formulas which include curing ages and aging degree parameters were obtained by least square method based on the test results.

## 1. Introduction

With the promotion and application of green buildings and green construction, the aluminum alloy formwork early demolition support system has been used in engineering. In order to shorten the construction period and speed up the use of the formwork, the early demolishing formwork system is used in the engineering projects. So, the concrete structure began to bear the load at about 1.5 days of age. The prediction formulas of various mechanical indexes of early age concrete are key elements for the design of early dismantling formwork support system. At present, some scholars have studied the mechanical properties of early age concrete. The main contents include the mechanical indexes such as the compressive strength of concrete cubes in early age and the compressive strength of prisms under standard curing and natural curing conditions, and the corresponding predictions formulas are proposed <sup>[1-4]</sup>. However, the most current prediction formulas of the mechanical properties of early age concrete don't consider the influence of concrete curing temperature.

Therefore, three kind of concrete grades C20, C30, and C45 were designed and the splitting tensile strength at various ages of each concrete grades is studied. Based on the analysis of the influence of age and aging degree on the splitting tensile strength at different ages, the prediction formulas for concrete splitting strength of each age based on the dual parameters of age and aging degree was proposed.

## 2. Test overview

### 2.1 Test raw materials and mix ratio

The test adopts P.O.42.5 grade ordinary Portland cement; the coarse aggregate is continuous grade and



Content from this work may be used under the terms of the [Creative Commons Attribution 3.0 licence](https://creativecommons.org/licenses/by/3.0/). Any further distribution of this work must maintain attribution to the author(s) and the title of the work, journal citation and DOI.

its size of gravel is about 10~25mm; the fine aggregate is river sand which apparent density and mud content is  $2.6\text{kg/m}^3$  and 0.2% and its fineness modulus is 2.7; The water-reducing agent is Fujian Jianke superplasticizer which water reduction rate is 25%-35%; the admixture is Ningde Datang Power Plant II grade fly ash. The concrete mix ratio is shown in Table 1.

Table 1 Concrete mix ratio of each group

| concrete grades | Slump /mm | Unit dosage / $\text{kg/m}^3$ |       |      |       |                      |         |
|-----------------|-----------|-------------------------------|-------|------|-------|----------------------|---------|
|                 |           | Cement                        | Water | Sand | Stone | Water reducing agent | Fly ash |
| C20             | 160       | 333                           | 777   | 1165 | 233   | 0.03                 | 37      |
| C30             | 170       | 330                           | 726   | 1088 | 202   | 1.55                 | 36.50   |
| C45             | 145       | 330                           | 726   | 1088 | 181   | 2.05                 | 36.50   |

## 2.2 Test scheme

In order to consider the influence of age and aging degree on the concrete splitting performance of each age, the aging degree is accumulated every day and its unit is  $^{\circ}\text{C}\cdot\text{d}$ . To study the effects of aging degree, the two series of tests for C20 and C30 were scheduled for mid-September and December. The sample size of the splitting tensile strength test was  $150\text{ mm} \times 150\text{ mm} \times 150\text{ mm}$ ; the ages were considered 1.5d, 3d, 7d, 14d and 28d, respectively.

## 2.3 Test equipment and method

The concrete cube splitting test refers to GB/T50081-2002 "Standard test method for basic mechanical properties of ordinary concrete", which is loaded by YAW-3000 microcomputer controlled electro-hydraulic servo pressure tester. Figure 1 shows the test conditions during the test.



Figure 1 Cube splitting test

# 3. Analysis of test results

## 3.1 Splitting test failure phenomenon

When the age was 1.5d, the test piece between the upper and lower plywood showed obvious indentation when the test piece was destroyed. The concrete between the plywood had the marks of being crushed and sheared, and some of the coarse aggregate also fell off. At the stage of failure, most of the coarse aggregates on the cleft surface were exposed without obvious signs of splitting and breaking. Figures 2(a), (b) and (c) and (d) showed the typical failure modes of the 1.5d specimens of the C20 series and C45 series.

When the age was 3d, the fracture of the cross section of the test block was concentrated in the cement stone matrix part, and the coarse aggregate of the fracture surface had already broken. Fig. 2(e), (f) and (g), (h) were typical failure modes of C30 grade.

When the age was 7~14d, the failure surface gradually transitions from the coarse aggregate cemented surface to the coarse aggregate. When it breaks, there were a slight cracking sound, and the failure process of the test block showed brittle failure.




Figure 2 Cubic test block splitting tensile test failure mode

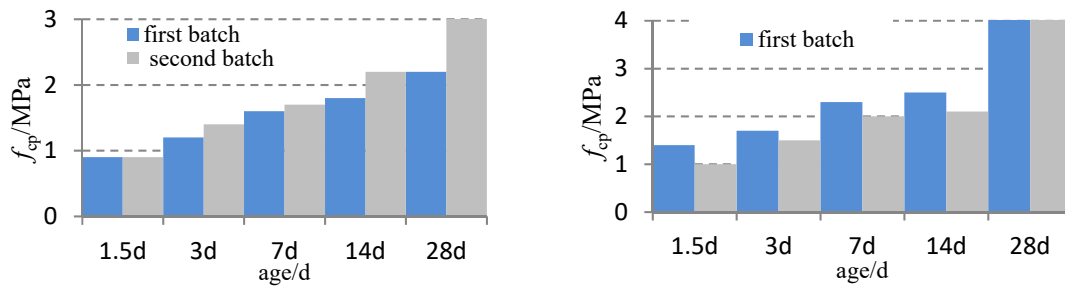
### 3.2 Splitting strength analysis

Table 2 shows the splitting strength of the C20, C30, and C45 series cubes at 1.5d, 3d, 7d, 14d, and 28d. The AT refers to age degree.

Figure 3 shows the comparison of the splitting strengths of the first and second batches of the C20 and C30 series. The difference aging degree of 1.5 days, 3 days, 7 days, 14 days and 28 days in the two batches of C20 series is  $-5^{\circ}\text{C}$ ,  $-5^{\circ}\text{C}$ ,  $12^{\circ}\text{C}$ ,  $36^{\circ}\text{C}$ ,  $117.5^{\circ}\text{C}$ . The difference aging degree of 1.5 days, 3 days, 7 days, 14 days and 28 days in the two batches of C30 series was  $24^{\circ}\text{C}$ ,  $42^{\circ}\text{C}$ ,  $71.5^{\circ}\text{C}$ ,  $126.5^{\circ}\text{C}$ ,  $184^{\circ}\text{C}$ .

Table 2 Average Cubic Splitting Strength of C20, C30, and C45 Series Test Pieces

| Age/ d | C20(first batch / second batch)     |                            | C30(first batch / second batch)     |                            | C45                                 |                            |
|--------|-------------------------------------|----------------------------|-------------------------------------|----------------------------|-------------------------------------|----------------------------|
|        | AT/ $^{\circ}\text{C}\cdot\text{d}$ | $f_{\text{cp}}/\text{MPa}$ | AT/ $^{\circ}\text{C}\cdot\text{d}$ | $f_{\text{cp}}/\text{MPa}$ | AT/ $^{\circ}\text{C}\cdot\text{d}$ | $f_{\text{cp}}/\text{MPa}$ |
| 1.5    | 28/33                               | 0.9/0.9                    | 48.5/24.5                           | 1.4/1                      | 44.5                                | 2.2                        |
| 3      | 40.5/45.5                           | 1.2/1.4                    | 75/33                               | 1.7/1.5                    | 67.5                                | 2.5                        |
| 7      | 108/96                              | 1.6/1.7                    | 157.5/86                            | 2.3/2                      | 161                                 | 2.7                        |
| 14     | 211.5/175.5                         | 1.8/2.2                    | 312/185.5                           | 2.5/2.1                    | 321.5                               | 3.2                        |
| 28     | 406.50/289                          | 2.2/2.3                    | 568.5/384.5                         | 3.6/2.4                    | 612.5                               | 3.8                        |



(a) C20 series test piece

(b) C20 series test piece

Figure 3 Relationship between curing age and concrete cubic compressive strength

It can be seen from Table 2 and Figure 3 that the splitting strength of each set of specimens increases with the increase of age, and the strength of the first 7 days increases rapidly. When the age is 1.5 days old, the splitting strength of first and second batches of the C20 series, the first and second batches of the C30 series, the C45 series reached 40.9%, 39.1%, 38.9% 41.7%, 57.9% of 28d respectively. When the age is 7 days old, the splitting strength of first and second batches of the C20 series, the first and second batches of the C30 series, the C45 series reached 72.7%, 73.9%, 63.8%, 83.3%, 71% of 28d, respectively.

It can also be seen from Table 2 and Figure 3 that the age degree has a certain influence on the splitting strength of concrete. The greater the difference in age degree, the more the difference in concrete splitting strength. The age degree difference of the two batches of C20 is small, the difference of corresponding splitting strength is also small; While the age degree difference of the two batches of C30 is greater, the difference of corresponding splitting strength is also larger. The splitting tensile strength difference of the first and second batches of C20 series at 1.5d, 3d, 7d, 14d and 28d is 0MPa, 0.2MPa, 0.1MPa, 0.4MPa and 0.1MPa respectively, which are 0%, 17.1%, 5.6%, 19.3% and 0.3% of the average strength of the two batches respectively. The splitting tensile strength difference of the first and second batches of C30 series at 1.5d, 3d, 7d, 14d and 28d is 0.4MPa, 0.2MPa, 0.3MPa, 0.4MPa and 1.2MPa respectively, which are 34.1%, 13.3%, 23%, 18.5% and 41.3% of the average strength of the two batches respectively.

#### 4. Prediction formulas of concrete splitting tensile strength based on two parameters

##### 4.1 Prediction formulas

The splitting tensile strength in Table 2 were compared by analyzing its change law with age and age degree. Using the mathematical model  $Y = A f_{cu}(t, T)^B$ , the regression calculation of the cubic splitting tensile strength values was carried out, and the prediction formula of the concrete cubic splitting tensile strength of different curing ages and age degree is obtained, such as formula (1).

$$f_{cp}(t, T) = 0.25 \times f_{cu}(t, T)^{0.7} \quad (1)$$

In the formula (1): The  $t$  is the curing age of the specimens (d); the  $T$  is age degree of the specimens ( $^{\circ}\text{C} \cdot \text{d}$ ); the  $f_{cu}(t, T)$  is the cubic strength prediction formula based on age and age degree, as shown in formula (2):

$$f_{cu}(t, T) = [0.2134 \times \ln(t) + 0.3122] \times [1 + 0.05968 \times (1 - \frac{20 \times t}{T})] f_{cu} \quad (2)$$

In the formula(2):  $f_{cu}$  is the 28-day cube compressive strength. The results calculated by formula (1) and formula (2) are compared with the data in Table 2, and the agreement is better, as shown in Figure 4.

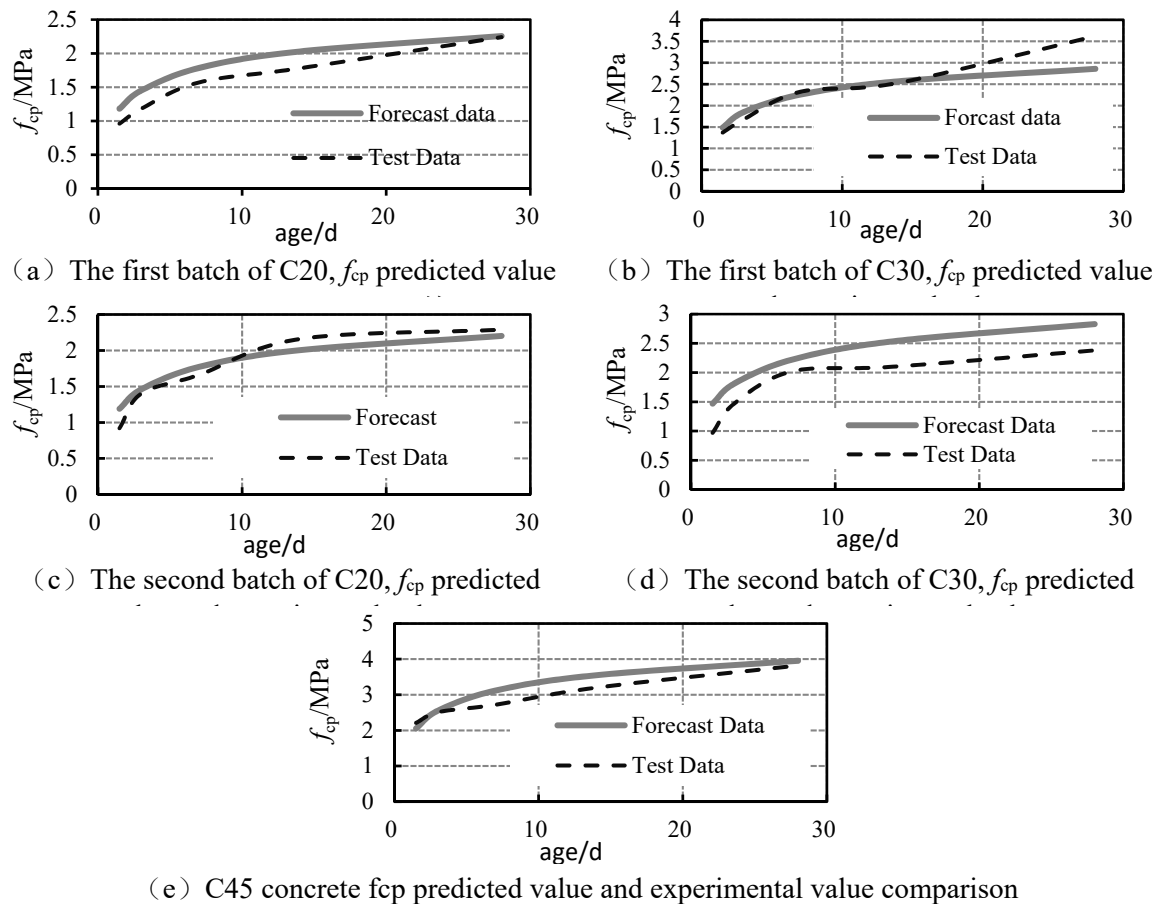


Fig. 4 Comparison of predicted values of concrete splitting tensile strength and experimental values

#### 4.2 Predictive formulas accuracy verification

In order to ensure the accuracy of the prediction formula (1), the intensity values obtained by the prediction formula (1) under the corresponding conditions are compared with the C40 concrete splitting tensile strength value  $f_{cp}$  in the papers of Wang Mengmeng and other related papers<sup>[4]</sup>. The results are shown in Table 3 and Figure 4.

It can also be seen from Fig.5 that when the concrete curing time exceeds one day, the predicted intensity value of formula (1) and the relevant data in the literature reduced to less than 0.2 MPa, and the later phase difference is even about 0.1 MPa. It can be seen that the intensity curve of the prediction formulas is consistent with the rule of the experimental data<sup>[4]</sup> and the difference is small.

Table 3 The splitting tensile strength comparison between Literature [4] and prediction formula (1)

| Age/d | AT/°C·d | Test value /MPa | Predictive value /MPa | Difference /MPa |
|-------|---------|-----------------|-----------------------|-----------------|
| 1     | 20      | 0.8             | 1.6                   | 0.8             |
| 3     | 60      | 2.1             | 2.3                   | 0.2             |
| 7     | 140     | 2.7             | 2.8                   | 0.1             |
| 14    | 280     | 3.0             | 3.2                   | 0.1             |
| 28    | 560     | 3.4             | 3.6                   | 0.2             |

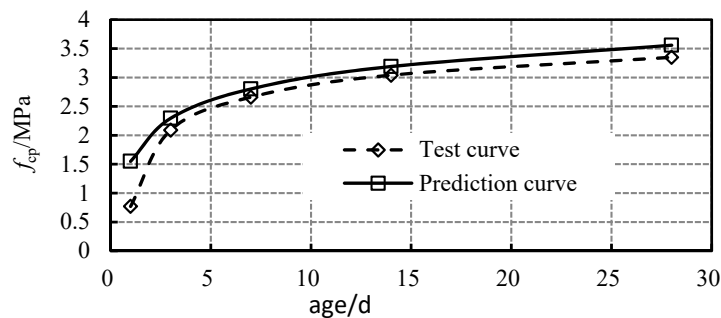


Figure 5. Literature<sup>[4]</sup> C40 concrete  $f_{cp}$  test value curve and predicted value curve comparison

## 5. Conclusion

(1) The splitting strength of each group of specimens increased with the increase of age, and the intensity of the first 7 days increased rapidly, generally reaching about 70% of the intensity of 28 days.

(2) The age degree has a certain influence on the splitting strength of concrete. The age degree difference is larger, splitting strength difference is larger.

(3) Based on age and age degree, the prediction formulas of splitting strength of each age are proposed, which can provide reference for engineering application.

## Acknowledgments

This work is supported by the National Natural Science Foundation of China(51678152),The New Century Talent Project of university in Fujian Province (GY-Z17069) and the scientific research foundation of Fujian University of Technology. (GY-Z15098).

## References

- [1] Liu Huixun. Experimental study on failure criterion and constitutive relation of early age C20 concrete under two-dimensional stress state [PhD thesis]. Tianjin: Tianjin University. 2009.5.
- [2] Shen Yi. Study on some properties of early age concrete [Master's thesis]. Zhejiang: Zhejiang University. 2004.2.
- [3] Li Xiaofen. Experimental study on mechanical properties of commercial concrete in early age [Master's thesis]. Henan: Zhengzhou University. 2005.4.
- [4] Wang Mengmeng. Experimental study on mechanical properties of C40 early age concrete [Master's thesis]. Beijing: Beijing Jiaotong University. 2014.3.
- [5] Wei J, Xing J, Jiancheng X U. Effect of Vibrations at Early Concrete Ages on Concrete Tensile Strength. *Journal of Highway & Transportation Research & Development*, 2011, 28(1):96-99.
- [6] Hulshizer A J, Desai A J. Shock Vibration Effects on Freshly Placed Concrete. *Journal of Construction Engineering & Management*, 1983, 110(2):266-285.