

PAPER • OPEN ACCESS

Effects of ultraviolet-enhanced ozonation on the degradation of ammonia and urea in fertilizer plant wastewater

To cite this article: AR Muhammad Yusuf. *et al* 2019 *IOP Conf. Ser.: Mater. Sci. Eng.* **536** 012079

View the [article online](#) for updates and enhancements.

Effects of ultraviolet-enhanced ozonation on the degradation of ammonia and urea in fertilizer plant wastewater

Muhammad Yusuf. AR¹, Farid Mulana², Syahiddin Dahlan Said^{2*}

¹Post-Graduate Study Program, Chemical Engineering Department, Syiah Kuala University, Darussalam-Banda Aceh, 23111, Indonesia

²Chemical Engineering Department, Syiah Kuala University, Darussalam-Banda Aceh 23111, Indonesia

*Corresponding author: syahiddin@che.unsyiah.ac.id

Abstract. Ammonia and urea contained in fertilizer plant wastewater are pollutants to the environment. High concentration of ammonium and urea in wastewater can affects algae blooms in the ecosystem which will generate various diseases in aquatic biota. It is known that there are many methods for degradation of ammonium and urea contained in fertilizer plant wastewater. One of the potential method is ultraviolet-enhanced ozonation. Ozonation is oxidation with O₃ that generates hydroxyl radicals which subsequently react with organic contaminants, while UV irradiation can break down O₃ molecules and produce radical ions OH^{*}. The objectives of this study were to examine the effects of the utilization of the ultraviolet-enhanced ozonation method in degradation of various initial ammonium (100-300 ppm) and urea concentration (100-300 ppm) in inlet feed of ozonation-UV irradiation combination system. Some important variables such as contact time (0-120 minutes) and ozone feed rate of 0.2, 0.6, and 1.21 g/h were evaluated. Degradation process was carried out in two steps; ozonation and UV irradiation. Ozonation process was carried out in a contacting tank at a constant feed flow rate of 1.5 l/min and at room temperature, while UV irradiation process was conducted in pipeline equipped with a UV lamp at various contact time. The ultraviolet-enhanced ozonation could degrade ammonium and urea nitrogen up to 83.6% and 63.8%, respectively, at ozone feed rate 1,21 g/h, contacting time 60 and 120 min, initial feed concentration of ammonia (100 ppm) and urea (40 ppm).

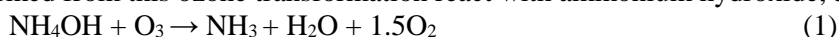
1. Introduction

Some compounds contained in fertilizer industry wastewater are ammonia and urea. The urea production needs 12 m³ water consumed per ton of product and produced 2.3 m³ wastewater [1]. These wastewater are collected in temporary storage ponds and need further processing to reduce the concentration of urea and ammonium by neutralizing pH using chemicals and aeration treatment [2]. Wastewater from urea plant contains ammonium 2-9% , urea 0.3-1.5% and carbon dioxide around 0.8-6% by weight of wastewater [3]. There are several conventional processes have been developed to reduce ammonia in fertilizer plant wastewater i.e; ammonia stripping tower aeration combined with biological treatment. Unfortunately, these methods are relatively not effective in fertilizer industry which produced a large capacity of wastewater per day and need rapid residence time for the degradation process [4]. Hydrolysis is one process in which low concentration of urea solution will come into contact with high-pressure steam (18-25 Kg/cm²) under high operating temperature (200-220 °C) [5]. The use of chemical solvents of sulfuric acid (H₂SO₄) is also one of the popular methods. The process of separating ammonia from



sulfuric acid as an acidic reactive compound to ammonia under alkaline to be decomposed [2]. The application of the ammonia separation process depends on several factors, type of contamination, system security, availability of heating sources and chemicals. These methods have their own characteristics, limitations, and has different equipment, high operating costs and secondary pollution. Therefore, it is necessary to develop an efficient and practical method of ammonia removal [6].


One method that has great potential to eliminate ammonia and urea levels in liquid waste is the ozonation method. Ozone (O_3) is a gas molecule discovered by Van Marum in 1785 using electrical equipment. Ozone gas can barely dissolve in water (0.03 mg/100 ml), at 200 °C decomposed into oxygen rapidly. This method will produce OH^- which can shift the equilibrium reaction or produce OH^* radicals to promote degradation of ammonia and urea nitrogen. Due to ozone is known as strong disinfectant and oxidant, it is often used by industry to deodorize, decolouration, and to produce structural changes in organic compounds [7]. Ozone also has proven in reducing COD by 27% which is 2.5 folds greater than oxidation of ordinary organic compounds or biological treatment. O_3 will undergo an oxidation process which results in the formation of hydroxyl radicals which are very strong oxidizers [8]. OH radicals formed from this ozone transformation react with ammonium hydroxide, as shown in equation (1).



Ozonation will dominate at high pH (> 9) [9]. The results of the study explain overall stoichiometry as shown in equation (2):



In the electrode chamber, there is a planarization process that is the process of exposure of the feed gas in a high voltage electric field which will then undergo ozone formation so that OH^* radicals and OH^- ions will degrade waste [10]. The OH radicals formed then attack ammonia on the reactions in equations (4), (5), and (6):



UV irradiation at a wavelength of 185 nm can be used to produce ozone, using the corona/electric field discharge method or also called plasma corona discharge [11]. Contact times of 10-30 seconds are often used in commercial UV units, with doses of 60-75 mWs/cm² known to eliminate ozone residues of 0.5 mg/L. The objective of this study was to evaluate the effectiveness of the ozonation method and its combination with UV irradiation and to determine the performance of the process in reducing the concentration of ammonia nitrogen and urea nitrogen in fertilizer wastewater.

2. Materials and Methods

2.1. Materials

The raw material used in this experiment was ammonia-containing wastewater directly taken from the Process Condensate Treatment (PCT) unit in urea plant of PT. Pupuk Iskandar Muda (PIM) (Persero), Lhokseumawe, Indonesia. Ammonium chloride, mercuric iodide, potassium persulfate, and hydrochloric acid were of analytical grade obtained from the central laboratory of PT. PIM and used without any further purification; ozone was provided by LH-YT-10G ozone generator BNP OZ-3G 3 gr/h; pH and absorbance values were determined by REX PHS-3C pH meter and UV Steriligh S5QPA 6 watt; spectrophotometer Shimadzu UV-1601, respectively. The experimental apparatus is a cylindrical reactor made of transparent glass, and the oxidation system comprises several operation units as shown in the schematic flowchart of experimental apparatus in Figure 1.

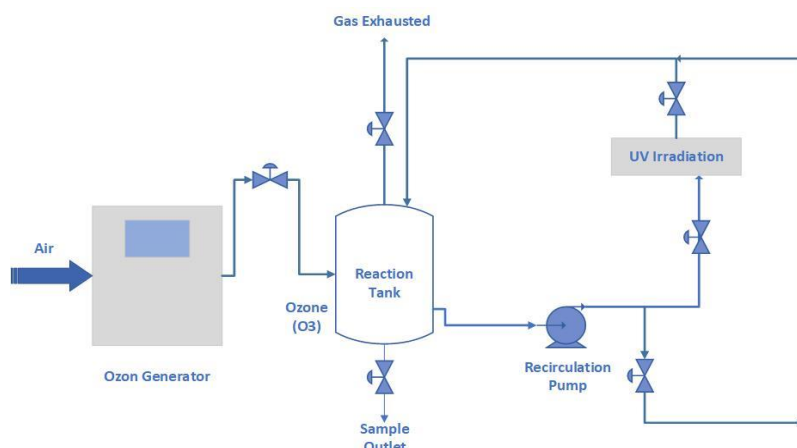


Figure 1. Flowchart of the experimental apparatus

2.2. Method

Prior to running the experiment, the productivity of ozone generator was examined using iodometric method (PT.PIM standard method). By setting up the O_3 generator loaded by 100 mA, 150 mA, and 200 mA, which generated O_3 in solution with a concentration of 0.2, 0.6 and 1.2 g/h, respectively. Ammonia-containing wastewater was prepared from fertilizer plant condensate wastewater with various initial solution concentration i.e: ammonia 100 ppm-urea 40 ppm, ammonia 150 ppm-urea 50 ppm, ammonia 200 ppm-urea 60 ppm, ammonia 250 ppm-urea 70 ppm, ammonia 300 ppm-urea 80 ppm. At room temperature (about 25 °C), 500 mL of wastewater sample was added into the reactor after the adjustment of pH, then ozone was pumped in. The reaction solution was sampled every 30 min to analyze the changes in pH values, concentrations of ammonia nitrogen (NH_4^+-N), urea nitrogen $(NH_2)_2CO$. The concentrations of chemicals were measured by Nessler's reagent spectrophotometry methods and pH value was measured by pH meter [12]. Ozone flow rate, contact time, and pH values were the main effects considered in the experiment of ammonia removal by ultraviolet-enhanced ozonation method. There are two processes of ammonia removal was evaluated, including oxidation by ozone, and UV irradiation combined with ozonation for simultaneous ammonia nitrogen and urea nitrogen removal. The combination of UV irradiation and ozonation treatment was carried out by recirculation outlet flow of the reaction solution to be constantly exposed by UV irradiation. The UV-exposed solutions were then sampled at various contact time (30, 60, 90 and 120 m) to analyze ammonium concentration in the reaction solution.

3. Results and Discussion

3.1. A decrease in ammonia concentration

Figure 2 shown the decreasing of ammonia concentration in wastewater is significant, especially in the first 30 minutes. The longer ozone residence time contact time gives a significant effect due to under alkaline conditions allow O_3 to be decomposed into OH^- radicals which then subsequently reacted with ammonium in the solution. The highest ammonia reduction can be seen in the 100 ppm wastewater solution, which is 83.6% to 16.42 ppm. In the wastewater sample solution of 300 ppm, the rate of ammonia reduction is lower as 21.5%. It fact presumably due to ozone will be very reactive under alkaline pH conditions (>10) [9]. The lower the ammonia concentration, the lower the pH. In experimental testing, the use of raw and synthetic wastewater was given no comparable difference in ammonia removal.

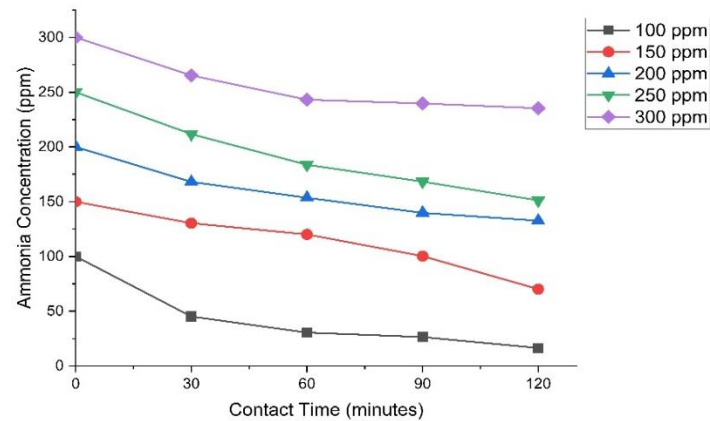
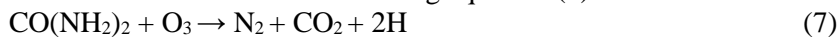


Figure 2. Effect of Time on decreasing ammonia concentration with 200 mA ozone load

3.2. A decrease in the concentration of urea

The process of reducing urea nitrogen in liquid wastewater solution proceeded by the reaction of O_3 and urea as can be seen in the following equation (7):



The synthetic sample solution with 60 ppm urea was reduced to 21.73 ppm with a decrease of 57.8%. This evidence shows the ozonation combined with UV irradiation greatly affects the decrease in urea concentration. Conversely the raw waste samples at 40 ppm urea concentration decreased to 58.3% while at 50 ppm urea concentration the concentration reduction reached 61.4%.

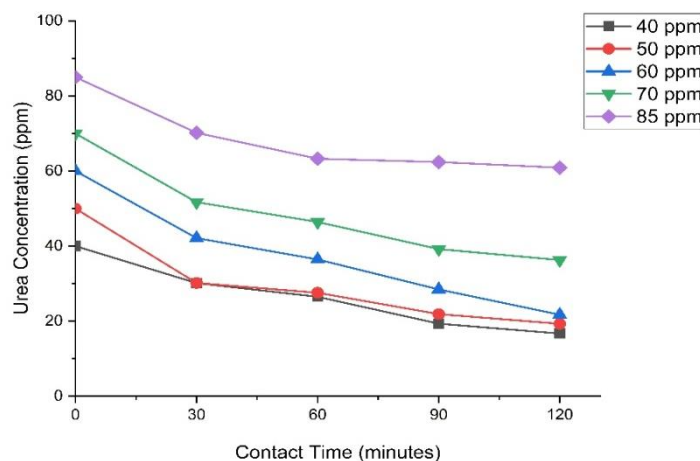


Figure 3. Effect of contact time on decreasing urea concentration with 200 mA ozone load

3.3. Effect of the amount of ozone concentration and UV irradiation on the reduction of the waste concentration

Figure 4 showed the addition of various Ozonator loads (100, 150, and 200 mA) would affect the increase in O_3 production in the solution to 1.21 g/h. The higher the concentration of O_3 in the solution, the greater the formation of hydroxyl radicals (OH^*), the more ammonia and urea reacted with O_3 . The UV irradiation removed O_3 residue that did not react in the solution (catalyzing conversion of O_3 into O_2).

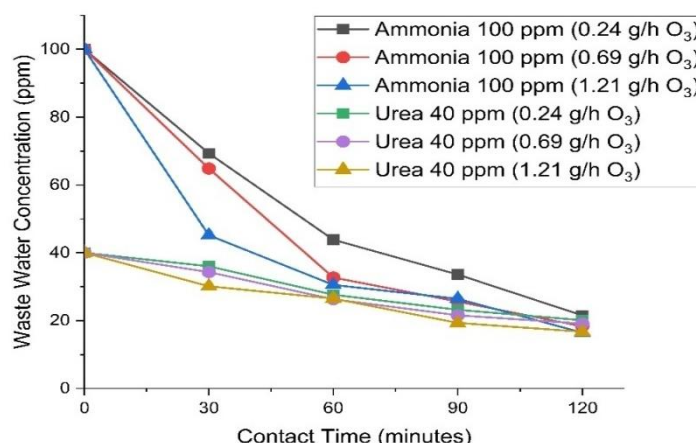


Figure 4. Effect of ozonator load and UV light on decreasing the concentration of ammonia and urea.

Ozone generator load by increasing the current supplied from 100, 150 and 200 mA would increase O₃dose in the solution to 0.24, 0.69 and 1.21 g/h, respectively. UV light irradiation removed the unreacted O₃(promoted catalytic conversion of O₃ into O₂). This phenomenon is dependent on the wavelength and strength of energy transmitted [13]. In Figure 4, it can be seen that at 100 mA O₃ load (0.24 gr/hr) ammonia concentration reduced from 100 ppm to 21.53 ppm with 78.47% removal occurred. At O₃ load 150 mA (0.69 g/hr) ammonia concentration reduced from 100 ppm to 18.3 ppm or 81.7% removal. For O₃ load of 200 mA (1.21 g/h), ammonia dropped to 16.42 ppm or 83.6% decreased. Urea concentration in solution also decreased at various ozone load. For 100mA ozone load the decrease reached 49.73% from 40 ppm to 20.11 ppm, at 150 mA the decrease reached 52.25% from 40 ppm to 19.1 ppm and at 200 mA ozone load revealed the highest decrease occurred was 53.8% where 40 ppm of urea concentration decreased to 16.7 ppm. The oxidation process using ozone is predicted involved in two reaction pathways, oxidized by ozone and oxidation by hydroxyl radicals (OH^{*})[14]. The formation of (OH^{*}) is resulted from a series of ozone transformational reactions due to its strong oxidizer property even stronger than ozone itself.

3.4. Effect of pH on ozonation and UV processes

The pH output of the waste solutions influenced the whole ammonia removal operation. This fact occurs due to the ozone reaction in the solution that produces acidic ammonium nitrate.

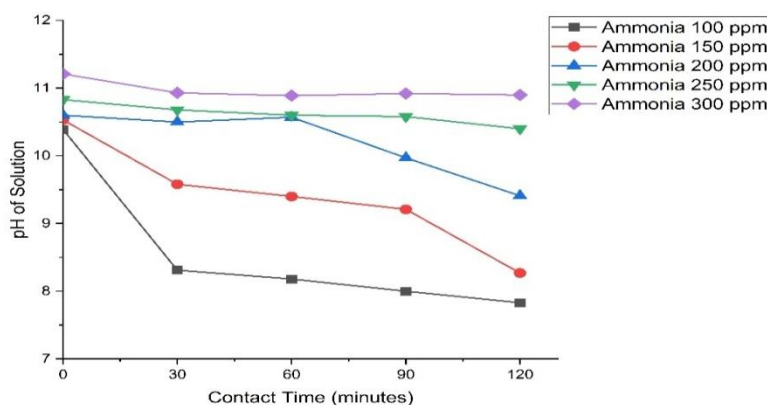


Figure 5. Effect of decreasing pH solution on a combination of ozonation and UV irradiation.

Figure 5 showed that the longer the ozonation time the more ammonia and urea were oxidized to N_2 and NO_3 . Decreasing the pH of the solution (the greater the concentration of OH^- ions) will be inversely proportional to the ability of ozonation, where ozonation is very effective in very alkaline conditions. pH decreased by the increase of contact time and ammonia concentration [10]. It also can be seen that the effectiveness of 200 mA load (ozone concentration 1.21 g/h in solution) is optimum in 100 ppm ammonia concentration reduced the pH of the solution up to 7.59. At certain operating times, the higher the pH of ammonia solution (the more alkaline) will affect the faster the NH_3 concentration decreased promoting the amount of NH_3 removal increase. The same trend also applies that the higher the initial concentration of the solution, the lower the concentration of NH_3 would affect lower amount of ammonia removal.

4. Conclusion

The ammonia and urea removal in wastewater using the ozonation method can remove ammonia nitrogen by 72.3% and urea by 50.8%. The combination of ozonation and UV irradiation in ammonia nitrogen removal process can increase the efficiency of ammonia nitrogen removal up to 83.6% and urea by 63.4% at prolonged recirculation time from 60 minutes and 120 minutes with ozone feed rate 1,21 g/h, initial feed wastewater concentration contained ammonia 100 ppm and urea 40 ppm.

5. References

- [1] Swaminathan, B., Goshwani, M., Singh, A. Kz. Water conservation in Indian Fertilizer Industry, IFA Technical Committee Meeting, Egypt, 11-13
- [2] Toyo Engineering Cooperation. 1958, Utilities Operating Procedure, Japan
- [3] Baal Van, H. 1996 "The Environmental Impact of a Stamicarbon 2000 mtd Urea Plant" *Proc. of 8th Stamicarbon Urea Symp.*, 4-7
- [4] Jorgensen TC, Weatherley LR., 2003, Ammonia Removal From Wastewater by Ion Exchange in The Presence of Organic Contaminants". *J. Wat. Res.* 37 (8) 1723-8
- [5] Simka W, Piotrowski J, Robak A, Nawrat G., 2009, Electrochemical Treatment of Aqueous Solutions Containing Urea, *J. Appl. Electrochem* 39:1137
- [6] Mahamudur, I and Rajkishore, P, 2010, Synthesis and physicochemical characterization of Zn/Al chloride layered double hydroxide and evaluation of its nitrate removal efficiency. *J. of Desal.*, 256, 120-128.
- [7] Kyu E and K, J, W. Kangb. 2006, Killing effect of ozone on House Dust Mites, The Major Indoor Allergen of Allergic Disease, *J. of Sci. and Eng.* 28, 191-196.
- [8] Hoigne, J. and Heinz Bader, H., 1976, The Role of Hydroxyl Radical Reactions in Ozonation processes in Aqueous Solutions, *Wat. Res.* 10, 377-386.
- [9] Peratitus (Ed) 2003, Ozone Reaction Kinetics of Water and wastewater System, London: A-CRC Press
- [10] Liang, L and Y. Liu. 2009, Ammonia Removal in Electrochemical Oxidation: Mechanism and Pseudo-Kinetics, *J. of Haz. Mat.* 161, 1010-1016
- [11] Alsheyaba, A.H.M and Mohammad A.T, 2007, Optimisation of Ozone Production for Water and Wastewater Treatment, *J. of Desal.* 217, 1-7
- [12] ASTM D1426-15, 2015, Standard Test Method for Ammonia Nitrogen in Water, ASTM International, West Conshohocken, PA
- [13] Rodriguez, J., Gagnon, S. 1991, Disinfection: Liquid Purification by UV Radiation, and its Many Applications, *J. Ultrapure Wat.* 8, 26-31
- [14] Glaze, W. H. , Kang J-W, Chapin, D.H., 1987, The Chemistry of Water Treatment Processes Involving Ozone, Hydrogen Peroxide and Ultraviolet Radiation, *Ozone: Science & Engineering, The J. of the Inter. Ozone Assoc.*, 9:4, 335-352