

CHEMICAL EQUILIBRIA OF ABSORPTION OF CO₂ INTO NONAQUEOUS SOLUTION OF AMINE

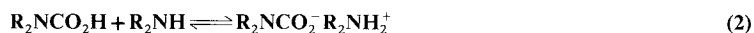
KENJI TAKESHITA AND ASASHI KITAMOTO

Research Laboratory for Nuclear Reactors, Tokyo Institute of Technology,
Tokyo 152

Key Words: Gas Absorption, Chemical Absorption, Chemical Equilibrium, Nonaqueous Solvent, Amine, Carbamic Acid, Carbon Dioxide

The moles of CO₂ absorbed into an amine–nonaqueous solvent mixture were measured by using the stirred-cell method. The test solutions were the mixtures of amine such as butylamine, *tert*-butylamine, dibutylamine, diethylamine and dipropylamine, and solvents such as octane, triethylamine and methanol.

The equilibria of the reactions between CO₂ and amine in nonaqueous solvent were studied by examining the pressure dependency of the absorption of CO₂ at lower temperatures, and could be described by the following reactions:



where R is the alkyl group.

The equilibrium constants, K_1 , K_2 and K_3 , were estimated simultaneously by the method of least squares with respect to the pressure dependency of the absorption of CO₂.

The equilibria of the reactions in a nonpolar solvent were mainly described by Eqs. (1) and (2). Those in a polar solvent were described by Eqs. (1) and (3). The proposed reactions, Eqs. (1) to (3), were supported by enthalpies estimated from the Arrhenius plot of the equilibrium constant.

Introduction

Chemical absorption of carbon dioxide into amine is applicable to a process for removing carbon dioxide from effluent gases. Some studies of the mechanism of the reactions between CO₂ and amine have appeared. However, most studies have focused only on the reactions of amine in aqueous solution.^{1,3)}

In practice, amine–nonaqueous solvent mixtures, for example, ethanolamine–methanol mixture, have been used to remove CO₂ effectively in some industrial processes.²⁾ The absorption of CO₂ into amine–nonaqueous solvent mixture are of practical interest because of the high solubility of CO₂ or the high absorption capacity.

Danckwerts suggested a mechanism derived from the concept that the proton is removed from the zwitter-ion by amine after formation of the zwitter-ion.⁴⁾ By use of this concept, Sada *et al.* made clear the kinetics of the reactions between CO₂ and amine in aqueous or nonaqueous solvents.⁷⁾

The purposes of this study are to examine the relation between the chemical reactions and the absorption capacity of CO₂ for amine–nonaqueous sol-

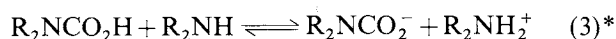
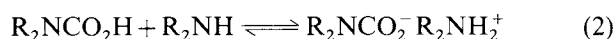
vent mixture and to determine the equilibrium constants for the absorption reactions. These constants were determined simultaneously by the method of least squares combined with the modified Newton method.

1. Theoretical Background

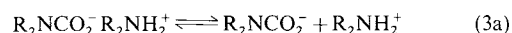
1.1 Absorption of CO₂ into amine solution

The absorption of CO₂ into amine solution is composed of physical absorption into nonaqueous solvent and chemical absorption of CO₂ reacting with amine. The moles of physical absorption can be estimated from Henry's law and are proportional to the partial pressure of CO₂.⁸⁾

The chemical absorption of CO₂ into amine in nonaqueous solvent is assumed here as three step reactions:⁴⁾



* Dissociation of amine carbamate,



can be expressed by Eqs. (2) and (3). The equilibrium constant for Eq. (3a), K_4 , can be estimated from $K_4 = K_3/K_2$.

Received November 8, 1986. Correspondence concerning this article should be addressed to A. Kitamoto.

where R_2NCO_2H and $R_2NCO_2^-R_2NH_2^+$ (ion-pair) denote carbamic acid and amine carbamate, respectively. $R_2NCO_2^-$ and $R_2NH_2^+$ denote carbamic ion and ammonium ion, respectively. $CO_2(l)$ denotes CO_2 dissolved physically into the liquid phase. R_2 means two alkyl groups for a secondary amine, or one alkyl group and hydrogen (that is, RH for a primary amine). Carbamic acid R_2NCO_2H changes partially to a zwitter-ion, $R_2NH^+CO_2^-$, but there is no way to distinguish them.

1.2 Evaluation of the absorption capacity of CO_2 into amine solution

1) Physical absorption The moles of physical absorption of CO_2 into amine solution were assumed equal to the moles of CO_2 dissolved physically into the solvent. Physical absorption into the amine was neglected here, because the moles of CO_2 dissolved physically into the amine were less than one tenth of those dissolved physically into the nonaqueous solvent.⁹⁾

The concentration of CO_2 dissolved physically into the amine solution, Cg' , can be described by

$$Cg' = (P/H') \simeq (1 - CM/\rho)(P/H) \quad (5)$$

where H' and H mean Henry's constants for the solution and for the solvent, respectively. (CM/ρ) means the volume fraction of amine in the solution.

2) Chemical absorption The molar absorption ratio, Ac , is defined as the ratio of the moles of CO_2 reacting with amine to the initial moles of amine in the solution. That is,

$$Ac = \frac{\text{[moles of } CO_2 \text{ absorbed chemically]}}{\text{[initial moles of amine]}} \quad (6)$$

According to Eqs. (1) to (3), CO_2 absorbed chemically into amine solution changes to mono-amino or di-amino complex. Ac can be estimated from the sum of the ratios of the moles of carbamic acid (X), amine carbamate (Y) and carbamic ion (Z), to the initial moles of amine:

$$Ac = X + Y + Z \quad (7)$$

As seen from Eqs. (1) to (3), the concentrations of $CO_2(l)$, R_2NH , R_2NCO_2H , $R_2NCO_2^-R_2NH_2^+$, $R_2NCO_2^-$ and $R_2NH_2^+$ are given by

$$[CO_2(l)] = Cg' \quad (8)$$

$$[R_2NH] = C(1 - X - 2Y - 2Z) \quad (9)$$

$$[R_2NCO_2H] = CX \quad (10)$$

$$[R_2NCO_2^-R_2NH_2^+] = CY \quad (11)$$

$$[R_2NCO_2^-] = CZ \quad (12)$$

$$[R_2NH_2^+] = CZ \quad (13)$$

where C is the initial concentration of amine. The

effect of pressure is included in Cg' .

The equilibrium constants K_1 , K_2 and K_3 for Eqs. (1) to (3) are defined by

$$K_1 = \frac{[R_2NCO_2H]}{[R_2NH][CO_2]} = \frac{X}{(1 - X - 2Y - 2Z)Cg'} \quad (14)$$

$$K_2 = \frac{[R_2NCO_2^-R_2NH_2^+]}{[R_2NH][R_2NCO_2H]} = \frac{Y}{C(1 - X - 2Y - 2Z)X} \quad (15)$$

$$K_3 = \frac{[R_2NCO_2^-][R_2NH_2^+]}{[R_2NH][R_2NCO_2H]} = \frac{Z^2}{(1 - X - 2Y - 2Z)X} \quad (16)$$

From Eqs. (14) to (16), X , Y and Z are given by

$$X = \left\{ -(2\sqrt{K_1K_3Cg'} + 1 + K_1Cg') + \sqrt{(2\sqrt{K_1K_3Cg'} + 1 + K_1Cg')^2 + 8K_1K_2Cg'C} \right\} / 4K_2C \quad (17)$$

$$Y = \frac{K_2CX^2}{K_1Cg'} \quad (18)$$

$$Z = X \sqrt{\frac{K_3}{K_1Cg'}} \quad (19)$$

If X , Y and Z are introduced into Eq. (7), Ac can be described as a function of K_1 , K_2 and K_3 .

$$Ac(K_1, K_2, K_3) = X + Y + Z \quad (20)$$

1.3 Determination of K_1 , K_2 and K_3

The sum of the squares of the difference between the calculated Ac values and the Ac values observed experimentally is expressed by E :

$$E = \sum_{i=1}^n [Ac(K_1, K_2, K_3) | p_i / Ac | p_i - 1]^2 \quad (21)$$

P_i denotes the pressure of CO_2 for i -th experimental datum. n means the total number of data.

The proper values of K_1 , K_2 and K_3 were estimated by the method of least squares, so that E became minimum. The details of the numerical method are described in **Appendix**.

1.4 Approximation of absorption reactions by two parameters

There are two extreme cases in which the chemical reaction can be expressed by two equations.

Type I The absorption reactions can be described by Eqs. (1) and (2) if the amount of carbamic ion is negligible. Then, $K_3 = 0$ and $Z = 0$ hold.

Type II The absorption reactions can be described by Eqs. (1) and (3) if the amount of amine carbamate is negligible. Then, $K_2 = 0$ and $Y = 0$ hold.

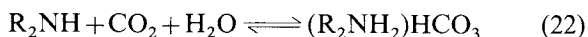
2. Experimental Procedures

2.1 Test solution

The test solution was a mixture of amine and nonaqueous solvent. The following amines and solvents were used:

Primary amine	: butylamine (BA) <i>tert</i> -butylamine (TBA)
Secondary amine	: diethylamine (DEA) dipropylamine (DPA) dibutylamine (DBA)
Nonpolar solvent	: octane triethylamine (TEA)
Polar solvent	: methanol

If a trace amount of water is included in amine or solvent as impurity, the following reaction with CO₂ takes place in the solution,



and white precipitates of amine carbonate appear. Traces of water were removed by a silica-gel column before the experiments.

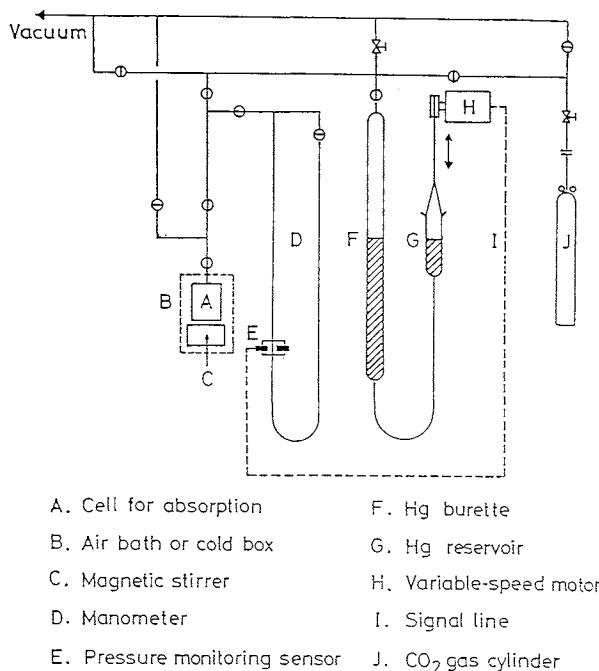
2.2 Experimental procedures

The experimental set-up is shown in Fig. 1.⁸⁾ The system was mainly made of Pyrex glass. The absorption capacity was measured by the constant-pressure method. The pressure of the system was kept constant by adjusting the vertical position of the Hg-reservoir (G) which was moved upward by a variable-speed motor (H) controlled by the signals from the pressure monitor (E). The pressure level was set with the vertical position of the monitor (E). The precision of pressure control was ± 0.2 mmHg.

The moles of CO₂ absorbed into the solution were measured with the stirred cell A (30 ϕ \times 65 mmH).

Gaseous impurity dissolving in the test solution was removed before the measurements by means of several repeated treatments utilizing the solubility difference caused by the temperature change between two discrete temperature.⁸⁾

The moles of CO₂ absorbed chemically into the test solution were calculated by subtracting the moles of CO₂ absorbed physically given by Henry's law from the total moles of CO₂ absorption measured experimentally. These values were employed in the form of the molar absorption ratio Ac defined by Eq. (6). The moles of absorbed CO₂ were estimated by the ideal gas law from the volume change of gas in the burette.



A. Cell for absorption
B. Air bath or cold box
C. Magnetic stirrer
D. Manometer
E. Pressure monitoring sensor
F. Hg burette
G. Hg reservoir
H. Variable-speed motor
I. Signal line
J. CO₂ gas cylinder

Fig. 1. Schematic diagram of the experimental apparatus

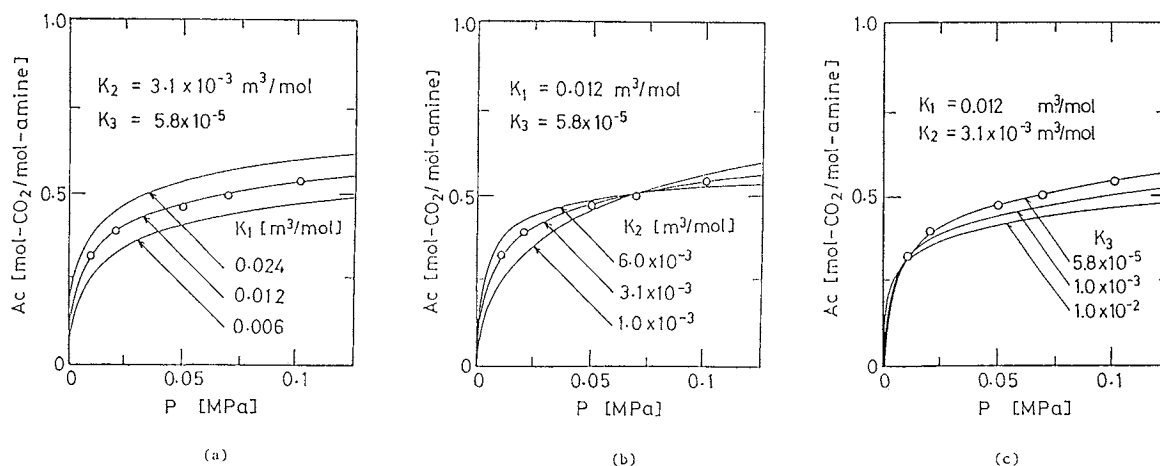


Fig. 2. Relation between Ac and pressure of CO₂ in BA-octane solution. Calculated curves of Ac vs. P are shown by solid lines with parameters of K_1 , K_2 and K_3 .

2a) Effect of K_1 on Ac vs. P relation

2b) Effect of K_2 on Ac vs. P relation

2c) Effect of K_3 on Ac vs. P relation

(F). The pressure of CO_2 was obtained from the difference between the measured pressure and the sum of the vapor pressures of amine and solvent at the experimental temperature.

3. Results and Discussion

3.1 Chemical absorption of CO_2 in equilibrium

The moles of CO_2 absorbed chemically into amine–nonaqueous solvent mixture were closely related to the equilibrium constants of chemical reaction between CO_2 and amine.

Figures 2(a), (b) and (c) show the relations between Ac and the pressure of CO_2 for butylamine (BA)–octane solution. It should be noted that the results obtained from the same experiment are plotted in three figures. The curves calculated from Eq. (20) show the effect of the variation of one parameter K_i ($i=1, 2$ or 3), when the others are fixed at the proper values of K_1 , K_2 or K_3 . One of the curves in each figure agreed sufficiently with the pressure dependency of Ac observed experimentally. The proper values of K_1 , K_2 and K_3 were $1.2 \times 10^{-2} \text{ m}^3/\text{mol}$, $3.10 \times 10^{-3} \text{ m}^3/\text{mol}$ and 5.80×10^{-5} , respectively.

It is clear that K_1 was a factor controlling the chemical absorption of CO_2 in a wide range of pressure, while K_2 was a factor controlling the chemical absorption in the lower pressure region. On the other hand, K_3 was a factor controlling the chemical absorption at higher pressures. Ac increased with K_1 and decreased with K_3 . On the other hand, Ac increased with K_2 at lower pressures, but decreased with K_2 at higher pressures. The effects of K_1 , K_2 and K_3 on absorption behavior were quite different.

Figure 3 shows the sensitivity analysis of K_i ($i=1$ to 3) with the accuracy of experimental data. The figure shows the relations between the relative change of K_i , that is $\Delta K_i/K_i$, and the pressure for DBA–methanol solution. The proper values of K_1 , K_2 and K_3 for the solution were $3.43 \times 10^{-2} \text{ m}^3/\text{mol}$, $4.03 \times 10^{-5} \text{ m}^3/\text{mol}$ and 2.36 , as shown in Fig 8(b) or Table 3. ΔK_i 's are the numerical changes of K_i 's from the proper values when one of the Ac values in Fig. 8(b) increased by $+2\%$ and the others were the same as the observed ones. The sign indicated by A , B , C or D in Fig. 3 corresponds to the pressure at which the Ac value changed by 2% . $\Delta K_2/K_2$ was largest in the lower pressure region, while $\Delta K_3/K_3$ was largest in the higher pressure region. According to the results, it is

very important to measure accurately the experimental data of Ac in the lower pressure region.

3.2 Absorption of CO_2 in several systems

K_1 , K_2 and K_3 for several systems are shown in Tables 1 to 3. The following tendencies are observed from the results:

(1) Table 1 shows that the chemical absorption of CO_2 into primary amine (BA, TBA) in nonpolar solvent yields amine carbamate (Y) as well as carbamic acid (X).

(2) Table 2 shows that the chemical absorption of CO_2 into secondary amine (DEA, DPA, DBA) in nonpolar solvent (octane, TEA) yields only carbamic acid (X) and does not yield amine carbamate (Y) and carbamic ion (Z).

(3) Ac for secondary amine is usually larger than that for primary amine.

(4) Ac for secondary amine increases inversely with the number of carbon atoms in a secondary amine molecule, $(\text{C}_n\text{H}_{2n+1})_2\text{NH}$.

(5) Table 3 shows that amine carbamate in polar solvent (methanol) dissociates to carbamic ion and ammonium ion.

(6) Ac in nonpolar solvent is larger than that in polar solvent. The absorption reactions are influenced by the polarity of the solvent.

Figures 4(a) and (b) show the variation of Ac with the concentration of amine diluted with octane. Solid

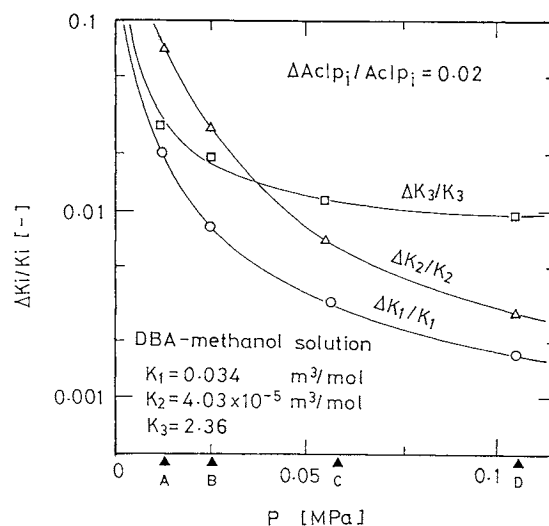


Fig. 3. Relation between the relative sensitivity in equilibrium constant $\Delta K_i/K_i$ ($i=1$ to 3) with the change of 2% in Ac , and pressure of CO_2 in DBA–methanol mixture

Table 1. Values of K_1 , K_2 and K_3 for primary and secondary amine
 $T = -20^\circ\text{C}$, $P = 0.101 \text{ MPa}$ and $C = 1.00 \text{ mol/l}$

Amine	Solvent	Ac	X	Y	Z	K_1	K_2	K_3
Butylamine (BA)	Octane	0.531	0.223	0.308	1.82×10^{-4}	1.20×10^{-2}	3.10×10^{-3}	5.80×10^{-5}
<i>tert</i> -Butylamine (TBA)	Octane	0.359	0.085	0.310	1.29×10^{-4}	4.11×10^{-2}	3.52×10^{-3}	2.89×10^{-5}
Dibutylamine (DBA)	Octane	0.880	0.879	2.12×10^{-4}	1.21×10^{-4}	3.52×10^{-2}	1.87×10^{-6}	1.29×10^{-6}

Table 2. Values of K_1 , K_2 and K_3 for alkyl group in secondary amine
 $T = -20^\circ\text{C}$, $P = 0.101\text{ MPa}$ and $C = 1.00\text{ mol/l}$

Amine	Solvent	Ac	X	Y	Z	K_1	K_2	K_3
Diethylamine (DEA)	Octane	0.948	0.947	1.83×10^{-7}	3.00×10^{-6}	1.40×10^{-1}	5.21×10^{-8}	2.57×10^{-8}
Dipropylamine (DPA)	Octane	0.895	0.894	2.01×10^{-4}	6.14×10^{-5}	7.12×10^{-2}	1.23×10^{-6}	5.85×10^{-7}
Dibutylamine (DBA)	Octane	0.880	0.879	2.21×10^{-4}	1.21×10^{-4}	3.52×10^{-2}	1.87×10^{-6}	1.29×10^{-6}

Table 3. Values of K_1 , K_2 and K_3 for secondary amine mixed with solvent
 $T = -20^\circ\text{C}$, $P = 0.101\text{ MPa}$ and $C = 1.00\text{ mol/l}$

Amine	Solvent	Ac	X	Y	Z	K_1	K_2	K_3
Dibutylamine (DBA)	Octane	0.880	0.879	2.12×10^{-4}	1.21×10^{-4}	3.52×10^{-2}	1.87×10^{-6}	1.29×10^{-6}
Dibutylamine (DBA)	Triethylamine	0.910	0.909	1.68×10^{-4}	2.49×10^{-5}	3.40×10^{-2}	9.80×10^{-7}	9.66×10^{-7}
Dibutylamine (DBA)	Methanol	0.745	0.560	5.31×10^{-4}	0.185	3.43×10^{-2}	4.03×10^{-5}	2.36

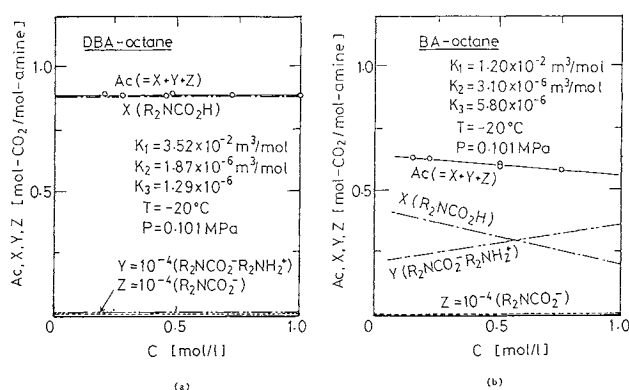


Fig. 4. The variations of Ac , X , Y and Z with amine concentration. Theoretical lines were calculated from Eqs. (17) to (20) with K_1 , K_2 and K_3 listed in Table 1
 4a) DBA (dibutylamine)-octane solution
 4b) BA (butylamine)-octane solution

lines show Ac estimated from the equilibrium constants listed in Table 1. The concentration dependency of X , Y and Z is also shown in these figures. In the secondary amine (DBA) solution, the absorbed CO_2 existed in the form of carbamic acid (X) and not in the form of amine carbamate (Y) or carbamic ion (Z). In the primary amine (BA) solution, X and Y were comparable with each other and Z was negligibly small.

3.3 Determination of the heat of reaction

Figure 5 shows the relation between $\ln K_1$ and $1/T$. This relation is represented by a straight line for the results obtained from DBA in several kinds of solvent. The enthalpy of the reaction, ΔH_{exp} , estimated from the slope in Fig. 5, was -9.59 kJ/mol . This enthalpy corresponds to the heat of the reaction expressed by Eq. (1). It is interesting to note that ΔH_{exp} in DBA-methanol mixture is the same as ΔH_{exp} in DBA-nonpolar solvent mixture. The slope of the straight line was obtained by the least squares method based on Demming's treatment.⁵⁾

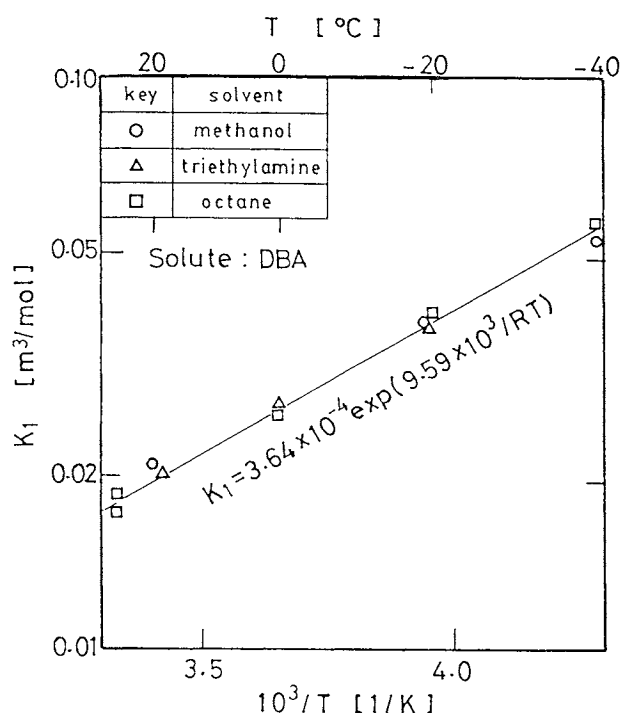


Fig. 5. Relation between equilibrium constant K_1 and $1/T$ for DBA-nonaqueous solvent mixture

The temperature dependency of K_1 for DBA-octane mixture was determined as follows by a method reported in ref. 8.

$$K_1 = 3.64 \times 10^{-4} \exp(9.59 \times 10^3/RT) \quad (23)$$

This relation agrees with the results in Fig. 5.

The heat of reaction can be evaluated from the additive law of chemical bond energy.⁶⁾ ΔH_{cal} for Eq. (1) is -8.95 kJ/mol . The relative difference between ΔH_{exp} and ΔH_{cal} was 6.7%.

Figure 6 shows the relation between $\ln K_3$ and $1/T$ for DBA-methanol solution. The enthalpy of the reaction estimated from the slope, ΔH_{exp} , was -68.8 kJ/mol . This enthalpy corresponds to the heat

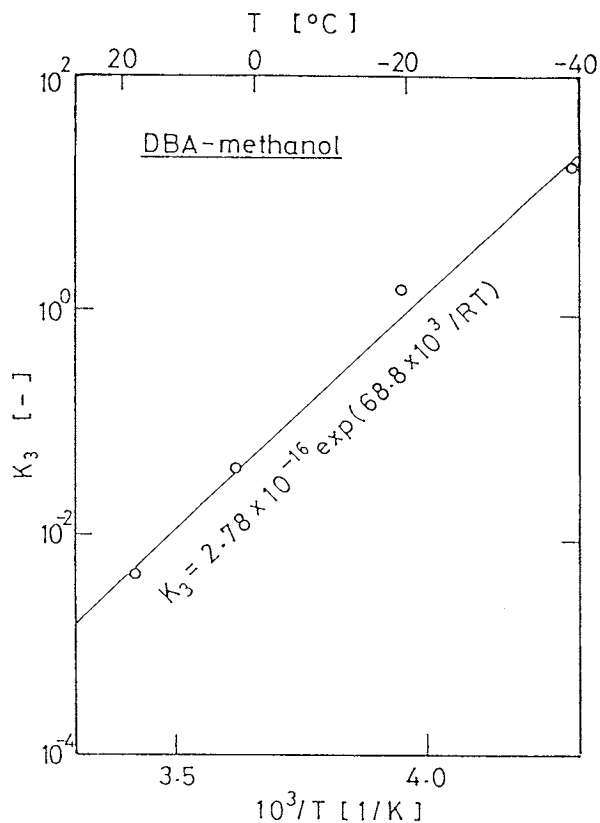


Fig. 6. Relation between equilibrium constant K_3 and $1/T$ for DBA-methanol mixture

of reaction expressed by Eq. (3). K_3 was represented by

$$K_3 = 2.78 \times 10^{-16} \exp(68.8 \times 10^3 / RT) \quad (24)$$

The additive law of chemical bond energy was applied to Eq. (3), and the heat of reaction, ΔH_{cal} , was estimated as -71.8 kJ/mol .⁶⁾ ΔH_{exp} agrees with ΔH_{cal} within the relative difference of 4.1%.

Figure 7 shows the relation between $\ln K_2$ and $1/T$ for butylamine (BA)-octane mixture and for *tert*-butylamine (TBA)-octane mixture. The heat of reaction of Eq. (2), ΔH_{exp} , was calculated as -52.2 kJ/mol .

If the additive law of chemical bond energy is applied to Eq. (2), in which the O-N bond in amine carbamate is in the form of a covalent bond, the heat of reaction is estimated as 380 kJ/mol .⁶⁾

On the other hand, if amine carbamate is assumed to dissociate, the heat of reaction is estimated as -71.8 kJ/mol .⁶⁾

These results suggest that the O-N bond in amine carbamate ($\Delta H_{\text{exp}} = -52.2 \text{ kJ/mol}$) is close to the ionic dissociation ($\Delta H_{\text{cal}} = -71.8 \text{ kJ/mol}$) rather than the covalent bond ($\Delta H_{\text{cal}} = 380 \text{ kJ/mol}$).

3.4 Two parameter models for the absorption equilibrium

Figures 8(a) and (b) show the relations between Ac and the pressure for butylamine (BA)-octane mixture

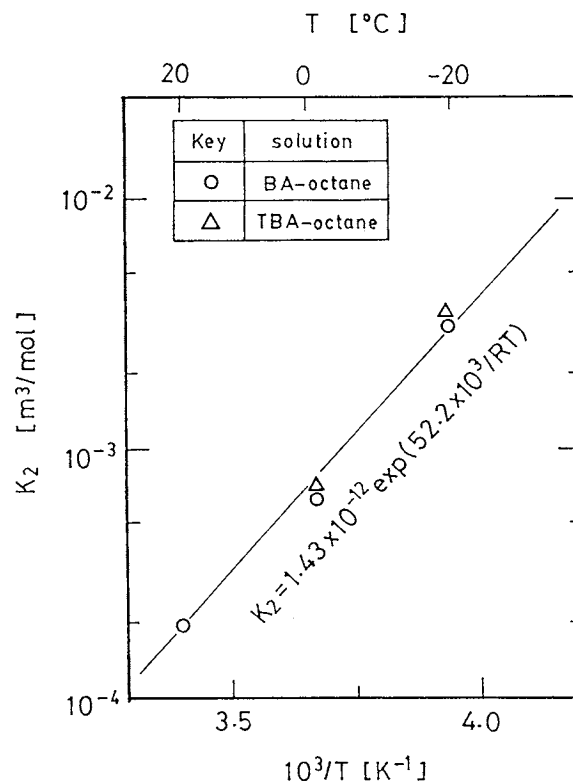


Fig. 7. Relation between equilibrium constant K_2 and $1/T$ for amine-octane mixture

	K_1	K_2	K_3	E_{min}
3-P	0.012	3.1E-3	5.8E-5	9.8E-7
Type I	0.012	3.1E-3	—	1.8E-6
Type II	0.012	—	1.05	2.3E-4

	K_1	K_2	K_3	E_{min}
3-P	0.034	4.0E-5	2.36	5.0E-6
Type I	0.015	2.9E-3	—	6.7E-4
Type II	0.034	—	2.37	9.0E-6

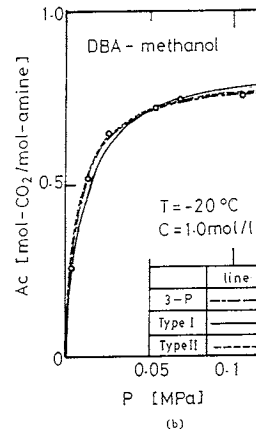
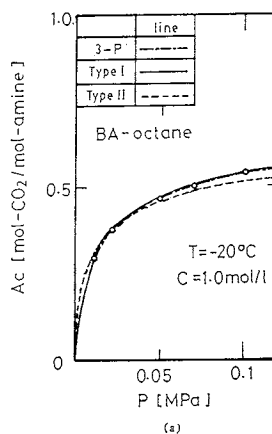


Fig. 8. Comparison of fitting curves determined by method of least squares based on three parameters, Type I or Type II model. Experimental data are obtained from:
8a) mixture of BA-nonpolar solvent (octane)
8b) mixture of DBA-polar solvent (methanol)

and dibutylamine (DBA)-methanol mixture. Three analytical results are shown.

The analytical results calculated with K_1 , K_2 and K_3 are noted by the (3-p) model, and those calculated with K_1 and K_2 or with K_1 and K_3 , are noted by the Type I or II model.

Each table in these figures shows that the minimum

value of E obtained from the (3-p) model is smaller than that obtained from the Type I or II model.

Figure 8(a) shows that the minimum value of E obtained from the Type I model is of the same order of magnitude as that obtained from the (3-p) model. Figure 8(b) shows that the minimum value of E obtained from the Type II model is of the same order of magnitude as that obtained from the (3-p) model.

These facts suggest that the equilibria in nonpolar solvent and in polar solvent can be described by the Type I model and Type II model, respectively.

Conclusions

(1) The moles of CO_2 absorbed chemically into amine–nonaqueous solvent mixture can be described by three equilibrium constants, K_1 , K_2 and K_3 .

(2) The equilibria of the absorption reactions of CO_2 with amine in nonaqueous (nonpolar or polar) solvent were described by two approximate models, depending on the polarity of solvent: the reactions of CO_2 with amine in nonpolar solvent produced amine carbamate, while those in polar solvent produced carbamic ion and ammonium ion.

(3) The absorption reactions were supported by the heat of reaction estimated from the temperature dependency of K_1 , K_2 and K_3 .

Appendix

The following reactions hold at the minimum value of E .

$$\partial E / \partial K_1 = 0 \quad (\text{A1})$$

$$\partial E / \partial K_2 = 0 \quad (\text{A2})$$

$$\partial E / \partial K_3 = 0 \quad (\text{A3})$$

Four steps of the modified Newton method were applied to obtain the solutions of Eq. (A1) to (A3), because sometimes meaningless solutions were obtained which satisfied the pseudo-minimum condition for two variables in K_1 , K_2 and K_3 .

Step 1 Assume that $K_3=0$, and solve Eqs. (A1) and (A2). The solutions were expressed by K'_1 and K'_2 .

Step 2 Assume the $K_2=0$, and solve Eqs. (A1) and (A3). The solutions were expressed by K''_1 and K''_3 .

Step 3 K_1 , K_2 and K_3 at the minimum value of E were found in three ranges obtained in Step 1 and Step 2, such as $K'_1 \leq K_1 \leq K''_1$, $0 < K_2 < K'_2$ and $0 < K_3 < K''_3$.

Step 4 Meaningful solutions were found by conditions other than Eq. (A1) to (A3):

$$(1) \quad |\partial E / \partial K_1| + |\partial E / \partial K_2| + |\partial E / \partial K_3| < \varepsilon_1 \quad (\text{A4})$$

and

$$(2) \quad |\Delta K_i| < \varepsilon_2 \quad (\text{A5})$$

where $\Delta K_i = K_i^{(N)} - K_i^{(N-1)}$, $\varepsilon_1 = 1.0 \times 10^{-5}$ and $\varepsilon_2 = 1.0 \times 10^{-6}$. $K_i^{(N)}$ expresses the value of K_i at the N -th iteration.

If the solutions did not satisfy Eqs. (A4) and (A5) simultaneously, the procedures went back to Step 3 again. If Eqs. (A4) and (A5) were satisfied, the solutions were regarded as the solutions of the equilibrium constants.

Nomenclature

A_c	= molar absorption ratio defined by Eq. (6)	[mol/mol]
C	= initial concentration of amine	[mol/m ³]
Cg'	= molar concentration of CO_2 dissolved physically	[mol/m ³]
E	= function defined by Eq. (21)	[—]
H, H'	= Henry's constant for solvent and solution	[m ³ /mol·Pa]
ΔH	= enthalpy of reaction	[J/mol]
K_1	= equilibrium constant for Eq. (1)	[m ³ /mol]
K_2	= equilibrium constant for Eq. (2)	[m ³ /mol]
K_3	= equilibrium constant for Eq. (3)	[—]
P	= partial pressure of CO_2 in equilibrium	[Pa]
R	= gas law constant (= 8.314)	[J/mol·K]
T	= temperature	[K]
X, Y, Z	= ratio of moles of (carbamic acid, amine carbamate and carbamic ion) to initial moles of amine	[—]
ρ	= density of amine	[g/m ³]
$\varepsilon_1, \varepsilon_2$	= parameters in Eqs. (A4) and (A5)	[—]

<Subscripts>

cal	= calculated
exp	= experimental
g	= gas phase
i	= initial or i -th condition
l	= liquid phase

Literature Cited

- 1) Astarita, G: "Mass Transfer with Chemical Reaction," p. 153, Elsevier Pub., Amsterdam (1967).
- 2) Bratzler, K. and A. Doerges: *Hydrocarbon Proc.*, **4**, 78 (1974).
- 3) Danckwerts, P. V. and K. M. McNeil: *Trans. Inst. Chem. Eng.*, **45**, T32 (1967).
- 4) Danckwerts, P. V.: *Chem. Eng. Sci.*, **34**, 443 (1979).
- 5) Demming, W. E.: "Statistical Adjustment of Data," John Wiley & Sons, Inc., New York (1948).
- 6) Nihon Kagakukai (ed.): "Kagaku Binran," p. 975, Maruzen, Tokyo (1975).
- 7) Sada, E., H. Kumazawa, Z. Q. Han and H. Matuyama: *AIChE J.*, **31**, 1297 (1985).
- 8) Takeshita, K. and A. Kitamoto: *Kagaku-Kogaku Ronbunshu*, **11**, 581 (1985).