

## A Green One-Pot Protocol for Regioselective Synthesis of New Substituted 7,8-Dihydrocinnoline-5(6H)-ones

Jabbar Khalafy, Mehdi Rimaz,<sup>†,\*</sup> Mahnaz Ezzati, and Rolf H. Prager<sup>‡</sup>

Department of Chemistry, Urmia University, P.O. Box 57154, Urmia, Iran

<sup>†</sup>Department of Chemistry, Payame Noor University, P.O. Box 19395-3697, Tehran, Iran. \*E-mail: mrimaz@pnu.ac.ir

<sup>‡</sup>School of Chemistry, Physics and Earth Sciences, Flinders University, Adelaide 5001, Australia

Received May 7, 2012, Accepted May 26, 2012

A simple regioselective synthesis of cinnoline derivatives was achieved by a one-pot three component synthetic methodology. New substituted 7,8-dihydrocinnolin-5(6H)-ones are prepared *via* one-pot three component reaction of arylglyoxals with 1,3-cyclohexanedione and dimedone in the presence of hydrazine hydrate in moderate to good yields.

**Key Words :** Arylglyoxal, 1,3-Cyclohexanedione, Cinnoline, Dimedone, Regioselective

### Introduction

In recent years, the key constraints for the synthetic chemists are the use of hazardous solvents, expensive, and toxic reagents, multistep protocols, and generation of unwanted side-products.<sup>1</sup> Now a days, green chemistry has attained the status of a major scientific discipline, and it now encompasses wide areas of chemical enterprise and is an alternative way to reduce drastic requirements for reactions.<sup>2</sup> To find new alternatives for simple and eco-compatible protocols, chemists have adopted water as the solvent of choice in organic synthesis.<sup>3</sup> Water offers several practical advantages over conventional organic solvents such as easy availability, cheap, non-toxic, non-corrosive, non-flammable, and environmentally acceptable.<sup>4,5</sup> Furthermore, besides having a unique reactivity and selectivity, water also offers an easy separation.<sup>6</sup> The above advantages have been attributed to many factors, including the hydrophobic effect, enhanced hydrogen bonding in the transition state and the high cohesive energy density of water.<sup>7-10</sup>

Due to growing environmental concerns, carrying out organic reactions in water has become highly desirable, and several reports of organic synthesis in water have appeared during the past decade.<sup>11</sup> Recently, a variety of organic transformations such as aldol reaction, allylation reaction, Diels-Alder reaction, Henry reaction, Michael reaction, Mannich reaction, and Pd-catalyzed coupling reactions have been reported in aqueous media.<sup>12</sup> Indeed, industry prefers to use water as a solvent rather than organic solvents. In the past decade there have been tremendous development in multi-component reactions and great efforts are being made to develop new multicomponent reactions (MCRs) in water.<sup>13</sup> They have become an increasingly powerful tool in organic, combinatorial, and medicinal chemistry because of their convergence, atom economy, multiple bond forming efficiency and other suitable characteristics from the green chemistry point of view.<sup>14-16</sup> These features make MCRs well-suited for the easy construction of diversified heterocyclic

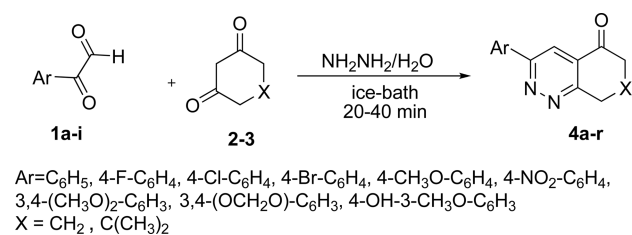
scaffolds.<sup>17</sup>

Cinnolines and their derivatives exhibit a broad range of biological activity, such as: anticancer, fungicidal, bactericidal, and anti-inflammatory properties.<sup>18</sup> Furthermore, compounds containing a cinnoline fragment demonstrate a series of interesting physical characteristics, such as luminescent and nonlinear optical properties.<sup>19</sup> Hence, the synthesis of cinnoline has been studied for many years.<sup>20</sup> Most syntheses of cinnolines involve arenediazonium salts,<sup>21</sup> arylhydrazones,<sup>22</sup> arylhydrazines,<sup>23</sup> and nitriles<sup>24</sup> as their starting materials. Recently, alkynyl-substituted aryltriazene was used as the precursor to prepare cinnoline,<sup>25</sup> however high temperatures or strong acidic conditions were still required. Palladium-catalyzed annulation of alkynes by functionally substituted aryl halides has been demonstrated to be a versatile methodology to construct a wide variety of complicated hetero- and carbocycles.<sup>26</sup> Cinnoline frameworks have been recently obtained *via* palladium catalyzed reaction of 2-iodotriazenes with internal alkynes.<sup>27</sup> These procedures often suffer from certain drawbacks such as multi step reactions, harsh reaction conditions and using expensive catalysts. Therefore, these reported annulation reactions prompted us to investigate a single green reaction to prepare cinnoline rings. Herein, we would like to introduce a novel and efficient one-pot protocol to regioselective synthesis of various substituted cinnoline derivatives by the reaction of arylglyoxals with 1,3-cyclohexanedione and dimedone in the presence of hydrazine hydrate in water.

### Results and Discussion

Following our recent reports on the arylglyoxals mediated one-pot three component synthesis of pyridazine derivatives,<sup>28</sup> at this stage the synthesis of new substituted 7,8-dihydrocinnolin-5(6H)-one derivatives were reported.

Hence, arylglyoxals **1a-i** were reacted with 1,3-cyclohexanedione **2** and 7,7-dimethyl-1,3-cyclohexanedione (dimedone) **3** in the presence of hydrazine hydrate in water at



**Scheme 1.** Synthesis of substituted 7,8-dihydrocinnoline-5(6H)-ones.

5–8 °C (ice-bath) which led to form favor 3-aryl cinnoline products **4a–r** as sole regioisomers (Scheme 1).

All obtained cinnolines are listed in Table 1.

**Table 1.** List of substituted cinnolines

Entry	Cinnolone	Yield (%)
1		81
2		79
3		86
4		75
5		93
6		56
7		69
8		75

The structures of all synthesized cinnolines were characterized *via* <sup>1</sup>H-NMR, <sup>13</sup>C-NMR, FT-IR and Mass spectroscopies. In the <sup>1</sup>H-NMR spectra of these compounds, the CH on pyridazine ring is very deshielded and resonates at low field. In all compounds, the corresponding proton occurs at δ > 8 ppm.

The regioselective formation of 3-aryl substituted cinnolines **4a–r** was unambiguously secured by X-ray crystal

**Table 1.** Continued

Entry	Cinnolone	Yield (%)
9		56
10		69
11		77
12		80
13		45
14		84
15		48
16		72
17		67
18		50

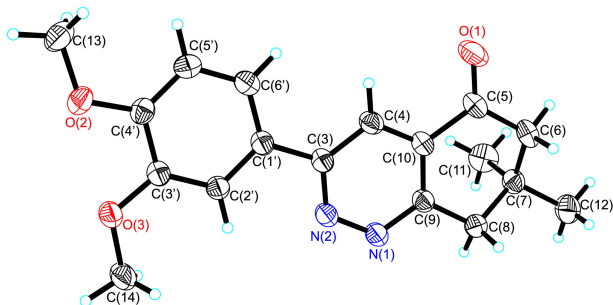


Figure 1. ORTEP representation of compound **4p**.

structure analysis of compound **4p** (Figure 1).<sup>29</sup>

A total plausible mechanism for regioselective formation of 3-arylcinnoline framework involves an initially Knoevenagel condensation between the more electrophilic formyl group of the arylglyoxals **1a-i** and the enolic form of cyclohexanedione **5** (path a) leading to form 1,4-dicarbonyl intermediate **6** followed by its dehydration reaction with hydrazine as shown in Scheme 2. Clearly the selectivity is driven by the enolization of the highly acidic dione by the hydrazine base, which competes with hydrazone formation, leading to the alternate 4-aryl isomers.

According to Carroti's report on the MAO inhibitory effect of cinnolones,<sup>30</sup> these new substituted cinnolones should be evaluated as new potential Monoamine Oxidase inhibitors MAOIs).

In conclusion, a green, efficient and convenient method for the regioselective preparation of new 3-aryl substituted 7,8-dihydrocinnolin-5(6H)-ones in water is reported. To the best of our knowledge, there is no reports in the literature about the synthesis of cinnoline rings *via* arylglyoxals. Additionally, this new protocol provides an opportunity to use water and avoid environmentally harmful conventional organic solvents, easy work up and reduced waste production by the lack of catalyst or additive agent.

## Experimental

Melting Points were measured on an Electrothermal 9200 apparatus and are uncorrected.

<sup>1</sup>H (300 MHz) and <sup>13</sup>C (75.5 MHz) NMR spectra were recorded on a BRUKER DRX-300 AVANCE spectrometer in CDCl<sub>3</sub> using TMS as the internal reference. FT-IR spectra were recorded *via* a Thermo Nicolet (Nexus 670) spectrometer using KBr discs. Mass spectra were recorded on a Varian Matt 311 spectrometer and relative abundances of fragments are quoted in parentheses after the *m/z* values. The

chemicals used in this work were obtained from Acros and Merck companies and were used without purification.

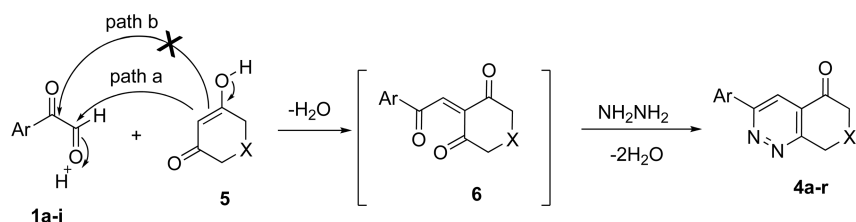
**General Procedure for the Synthesis of 3-Aryl-7,8-dihydrocinnolin-5(6H)-ones (4a-i).** To a mixture of 1,3-cyclohexanedione (**5**) (1 mmol) and arylglyoxal (**1a-i**) (1 mmol) in water (5 mL), was successively added hydrazine hydrate 100% (3 mmol) at 5–8 °C (ice-bath). The reaction mixture was stirred for 20–40 minutes. The resulting solid was filtered then recrystallized from ethanol to obtain pure products in moderate to excellent yields (56–93%).

**3-Phenyl-7,8-dihydrocinnolin-5(6H)-one (4a):** Yellow crystals, 81%, mp 109–110 °C. <sup>1</sup>H-NMR (CDCl<sub>3</sub>) δ 8.29 (s, 1H, Ar), 8.15 (dd, *J*<sub>1</sub> = 7.8 Hz, *J*<sub>2</sub> = 2.1 Hz, 2H, Ar), 7.52–7.58 (m, 3H, Ar), 3.47 (t, *J* = 6 Hz, 2H, CH<sub>2</sub>), 2.82 (t, *J* = 6 Hz, 2H, CH<sub>2</sub>), 2.31 (quin, *J* = 6 Hz, 2H, CH<sub>2</sub>). <sup>13</sup>C-NMR (CDCl<sub>3</sub>) δ 197.0, 160.3, 159.8, 135.3, 130.5, 129.1, 128.1, 127.0, 120.2, 38.7, 29.1, 21.3. FT-IR *v*<sub>max</sub> 3068, 2949, 2881, 1697, 1582, 1402, 1369, 1329, 1203, 1179, 1138, 1106, 1032, 1016, 909, 870, 780, 697, 671, 551 cm<sup>-1</sup>. Mass *m/z* (%): 224 [*M*<sup>+</sup>, (24)], 167 (33), 153 (23), 139 (100), 115 (20), 102 (24), 87 (18), 77 (33), 63 (43), 51 (54).<sup>30</sup>

**3-(4-Bromophenyl)-7,8-dihydrocinnolin-5(6H)-one (4b):** Yellow crystals, 79%, mp 198 °C. <sup>1</sup>H-NMR (CDCl<sub>3</sub>) δ 8.24 (s, 1H, Ar), 8.02 (d, *J* = 8.4 Hz, 2H, Ar), 7.67 (d, *J* = 8.4 Hz, 2H, Ar), 3.45 (t, *J* = 6 Hz, 2H, CH<sub>2</sub>), 2.81 (t, *J* = 6 Hz, 2H, CH<sub>2</sub>), 2.30 (quin, *J* = 6 Hz, 2H, CH<sub>2</sub>). <sup>13</sup>C-NMR (CDCl<sub>3</sub>) δ 197.2, 160.6, 158.6, 134.5, 132.3, 128.6, 128.4, 125.1, 119.1, 38.7, 29.4, 21.3. FT-IR *v*<sub>max</sub> 3091, 3057, 2949, 2882, 1704, 1587, 1489, 1398, 1329, 1203, 1180, 1068, 1002, 855, 828, 724, 556 cm<sup>-1</sup>. Mass *m/z* (%): 304 [*M*<sup>+</sup>+2, (24)], 302 [*M*<sup>+</sup>, (53)], 220 (26), 165 (86), 152 (100), 139 (57), 113 (64), 102 (34), 83 (52), 75 (75), 69 (55), 63 (83), 55 (75).

**3-(4-Chlorophenyl)-7,8-dihydrocinnolin-5(6H)-one (4c):** Yellow crystals, 86%, mp 196 °C. <sup>1</sup>H-NMR (CDCl<sub>3</sub>) δ 8.22 (s, 1H, Ar), 8.08 (d, *J* = 8.4 Hz, 2H, Ar), 7.51 (d, *J* = 8.4 Hz, 2H, Ar), 3.44 (t, *J* = 6 Hz, 2H, CH<sub>2</sub>), 2.80 (t, *J* = 6 Hz, 2H, CH<sub>2</sub>), 2.30 (quin, *J* = 6 Hz, 2H, CH<sub>2</sub>). <sup>13</sup>C-NMR (CDCl<sub>3</sub>) δ 197.2, 160.6, 158.5, 136.7, 134.0, 129.3, 128.5, 128.2, 119.1, 38.7, 29.4, 21.3. FT-IR *v*<sub>max</sub> 3093, 3054, 2950, 1704, 1589, 1491, 1399, 1328, 1202, 1180, 1084, 1004, 856, 832, 731, 555 cm<sup>-1</sup>. Mass *m/z* (%): 260 [*M*<sup>+</sup>+2, (20)], 258 [*M*<sup>+</sup>, (64)], 229 (16), 202 (19), 188 (18), 174 (35), 165 (52), 152 (30), 139 (100), 113 (20), 75 (26), 57 (33), 43 (36).

**3-(4-Fluorophenyl)-7,8-dihydrocinnolin-5(6H)-one (4d):** Pale yellow crystals, 75%, mp 170 °C. <sup>1</sup>H-NMR (CD<sub>2</sub>Cl<sub>2</sub>) δ 8.23 (s, 1H, Ar), 8.14–8.20 (m, 2H, Ar), 7.23–7.30 (m, 2H, Ar), 3.42 (t, *J* = 5.7 Hz, 2H, CH<sub>2</sub>), 2.80 (t, *J* = 5.7 Hz, 2H, CH<sub>2</sub>), 2.30 (quin, *J* = 5.7 Hz, 2H, CH<sub>2</sub>). <sup>13</sup>C-NMR (CDCl<sub>3</sub>) δ



Scheme 2. Proposed mechanism for the synthesis of 3-aryl substituted cinnolines.

197.4, 165.8, 162.5, 160.6, 158.5, 132.3, 128.9, 128.8, 128.4, 118.7, 116.1, 115.8, 38.7, 29.5, 21.4. FT-IR  $\nu_{\max}$  3061, 2947, 2889, 1699, 1602, 1509, 1400, 1365, 1329, 1237, 1222, 1160, 1180, 1138, 1105, 903, 847, 811, 728, 559  $\text{cm}^{-1}$ . Mass  $m/z$  (%): 242 [ $\text{M}^+$ , (35)], 185 (34), 171 (17), 165 (42), 157 (100), 132 (24), 120 (23), 107 (16), 95 (24), 75 (42), 63 (24), 51 (27).

**3-(4-Nitrophenyl)-7,8-dihydrocinnolin-5(6H)-one (4e):** Orange crystals, 93%, mp 236 °C.  $^1\text{H-NMR}$  ( $\text{CDCl}_3$ )  $\delta$  8.40 (d,  $J$  = 8.7 Hz, 2H, Ar), 8.34 (d,  $J$  = 8.7 Hz, 2H, Ar), 8.35 (s, 1H, Ar), 3.50 (t,  $J$  = 6 Hz, 2H,  $\text{CH}_2$ ), 2.84 (t,  $J$  = 6 Hz, 2H,  $\text{CH}_2$ ), 2.34 (quin,  $J$  = 6 Hz, 2H,  $\text{CH}_2$ ).  $^{13}\text{C-NMR}$  ( $\text{CDCl}_3$ )  $\delta$  196.9, 161.6, 157.5, 149.0, 141.5, 128.5, 127.8, 124.3, 119.8, 38.6, 29.5, 21.3. FT-IR  $\nu_{\max}$  3062, 2924, 2853, 1701, 1597, 1511, 1400, 1340, 1251, 1203, 1180, 1103, 872, 846, 756, 723, 696, 554  $\text{cm}^{-1}$ . Mass  $m/z$  (%): 269 [ $\text{M}^+$ , (100)], 240 (28), 195 (29), 185 (35), 165 (76), 152 (57), 139 (61), 127 (30), 89 (23), 63 (30).

**3-(4-Methoxyphenyl)-7,8-dihydrocinnolin-5(6H)-one (4f):** Pale yellow crystals, 56%, mp 121 °C.  $^1\text{H-NMR}$  ( $\text{CDCl}_3$ )  $\delta$  8.20 (s, 1H, Ar), 8.11 (d,  $J$  = 8.4 Hz, 2H, Ar), 7.05 (d,  $J$  = 8.4 Hz, 2H, Ar), 3.89 (s, 3H,  $\text{OCH}_3$ ), 3.42 (t,  $J$  = 6 Hz, 2H,  $\text{CH}_2$ ), 2.79 (t,  $J$  = 6 Hz, 2H,  $\text{CH}_2$ ), 2.29 (quin,  $J$  = 6 Hz, 2H,  $\text{CH}_2$ ).  $^{13}\text{C-NMR}$  ( $\text{CDCl}_3$ )  $\delta$  197.6, 161.5, 159.6, 159.2, 128.5, 128.3, 128.1, 118.6, 114.5, 55.4, 38.7, 29.4, 21.4. FT-IR  $\nu_{\max}$  3060, 2957, 2839, 1700, 1606, 1583, 1510, 1405, 1251, 1176, 1038, 1019, 832, 556  $\text{cm}^{-1}$ . Mass  $m/z$  (%): 254 [ $\text{M}^+$ , (15)], 170 (23), 155 (47), 139 (28), 127 (79), 115 (33), 101 (34), 89 (64), 77 (89), 63 (100), 51 (96).

**3-(3,4-Dimethoxyphenyl)-7,8-dihydrocinnolin-5(6H)-one (4g):** Yellow crystals, 69%, mp 191 °C.  $^1\text{H-NMR}$  ( $\text{CDCl}_3$ )  $\delta$  8.24 (s, 1H, Ar), 7.88 (s, 1H, Ar), 7.62 (d,  $J$  = 8.4 Hz, 1H, Ar), 7.00 (d,  $J$  = 8.4 Hz, 1H, Ar), 4.01 (s, 3H,  $\text{OCH}_3$ ), 3.97 (s, 3H,  $\text{OCH}_3$ ), 3.44 (t,  $J$  = 6 Hz, 2H,  $\text{CH}_2$ ), 2.81 (t,  $J$  = 6 Hz, 2H,  $\text{CH}_2$ ), 2.30 (quin,  $J$  = 6 Hz, 2H,  $\text{CH}_2$ ).  $^{13}\text{C-NMR}$  ( $\text{CDCl}_3$ )  $\delta$  196.8, 159.6, 159.2, 151.5, 149.7, 129.4, 127.5, 120.1, 120.0, 111.2, 109.6, 56.1, 56.0, 38.7, 29.0, 21.2. FT-IR  $\nu_{\max}$  3060, 2945, 2894, 2835, 1700, 1596, 1517, 1458, 1404, 1340, 1259, 1219, 1142, 1019, 916, 848, 763, 556  $\text{cm}^{-1}$ . Mass  $m/z$  (%): 284 [ $\text{M}^+$ , (81)], 269 (13), 255 (10), 238 (15), 200 (13), 185 (16), 165 (16), 148 (25), 128 (37), 115 (45), 107 (100), 91 (25), 77 (42), 55 (52), 43 (54).

**3-(3,4-Methylenedioxyphenyl)-7,8-dihydrocinnolin-5(6H)-one (4h):** Yellow crystals, 75%, mp 150 °C.  $^1\text{H-NMR}$  ( $\text{CDCl}_3$ )  $\delta$  8.25 (s, 1H, Ar), 7.71 (s, 1H, Ar), 7.62 (dd,  $J_1$  = 8.1 Hz,  $J_2$  = 1.8 Hz, 1H, Ar), 6.96 (d,  $J$  = 8.1 Hz, 1H, Ar), 6.07 (s, 2H,  $\text{CH}_2$ ), 3.49 (t,  $J$  = 6 Hz, 2H,  $\text{CH}_2$ ), 2.82 (t,  $J$  = 6 Hz, 2H,  $\text{CH}_2$ ), 2.31 (quin,  $J$  = 6 Hz, 2H,  $\text{CH}_2$ ).  $^{13}\text{C-NMR}$  ( $\text{CDCl}_3$ )  $\delta$  196.7, 159.7, 159.2, 150.0, 148.8, 129.3, 129.2, 121.6, 120.1, 108.8, 107.2, 101.7, 38.6, 28.9, 21.2. FT-IR  $\nu_{\max}$  2956, 2900, 1697, 1636, 1596, 1501, 1443, 1406, 1347, 1245, 1211, 1104, 1037, 936, 871, 825, 555  $\text{cm}^{-1}$ . Mass  $m/z$  (%): 268 [ $\text{M}^+$ , (100)], 239 (32), 211 (75), 198 (72), 186 (50), 153 (62), 126 (66), 76 (27), 63 (32).

**3-(4-Hydroxy-3-methoxyphenyl)-7,8-dihydrocinnolin-5(6H)-one (4i):** Yellow crystals, 56%, mp 200 (dec) °C.  $^1\text{H-NMR}$  ( $\text{CDCl}_3$ )  $\delta$  8.33 (s, 1H, Ar), 7.92 (s, 1H, Ar), 7.56 (d,  $J$

= 8.1 Hz, 1H, Ar), 7.06 (d,  $J$  = 8.1 Hz, 1H, Ar), 5.96 (bs, 1H, OH), 4.03 (s, 3H,  $\text{OCH}_3$ ), 3.50 (t,  $J$  = 5.7 Hz, 2H,  $\text{CH}_2$ ), 2.82 (t,  $J$  = 5.7 Hz, 2H,  $\text{CH}_2$ ), 2.31 (quin,  $J$  = 5.7 Hz, 2H,  $\text{CH}_2$ ).  $^{13}\text{C-NMR}$  ( $\text{CDCl}_3$ )  $\delta$  197.4, 159.7, 159.1, 148.1, 147.2, 128.7, 127.6, 120.5, 119.0, 114.8, 109.2, 56.2, 38.7, 29.3, 21.3. FT-IR  $\nu_{\max}$  3422, 3106, 3033, 2949, 2830, 1699, 1591, 1534, 1413, 1353, 1299, 1269, 1206, 1167, 1137, 1051, 863, 813, 785, 555  $\text{cm}^{-1}$ . Mass  $m/z$  (%): 270 [ $\text{M}^+$ , (100)], 200 (28), 186 (29), 171 (40), 151 (62), 128 (28), 115 (68), 89 (27), 77 (31), 63 (46), 55 (56).

**General Procedure for the Synthesis of 3-Aryl-7,7-dimethyl-7,8-dihydrocinnolin-5(6H)-one Derivatives (4j-r).** A mixture of dimedone (1 mmol), arylglyoxal (1 mmol) and hydrazine hydrate 100% (3 mmol) in water (5 mmol) was stirred at 5–8 °C (ice-bath) for 20–40 minutes. After the appropriate time, the solids were filtered and recrystallized from ethanol to obtain pure products in moderate to excellent yields (45–84%).

**3-Phenyl-7,7-dimethyl-7,8-dihydrocinnolin-5(6H)-one (4j):** Yellow crystals, 69%, mp 112–114 °C.  $^1\text{H-NMR}$  ( $\text{CDCl}_3$ )  $\delta$  8.32 (s, 1H, Ar), 8.12–8.18 (m, 2H, Ar), 7.53–7.58 (m, 3H, Ar), 3.38 (s, 2H,  $\text{CH}_2$ ), 2.67 (s, 2H,  $\text{CH}_2$ ), 1.18 (s, 6H,  $2 \times \text{CH}_3$ ).  $^{13}\text{C-NMR}$  ( $\text{CDCl}_3$ )  $\delta$  195.7, 160.1, 158.8, 155.5, 136.6, 131.4, 129.4, 127.2, 122.4, 52.0, 41.4, 33.1, 28.2. FT-IR  $\nu_{\max}$  3067, 2958, 2883, 1702, 1590, 1455, 1401, 1228, 1106, 914, 770, 689, 594  $\text{cm}^{-1}$ . Mass  $m/z$  (%): 252 [ $\text{M}^+$ , (87)], 209 (31), 181 (51), 167 (36), 152 (26), 139 (100), 114 (34), 102 (34), 89 (34), 77 (33), 63 (26), 51 (50).

**3-(4-Bromophenyl)-7,7-dimethyl-7,8-dihydrocinnolin-5(6H)-one (4k):** Yellow crystals, 77%, mp 166–167 °C.  $^1\text{H-NMR}$  ( $\text{CDCl}_3$ )  $\delta$  8.24 (s, 1H, Ar), 8.03 (d,  $J$  = 8.4 Hz, 2H, Ar), 7.68 (d,  $J$  = 8.4 Hz, 2H, Ar), 3.34 (s, 2H,  $\text{CH}_2$ ), 2.66 (s, 2H,  $\text{CH}_2$ ), 1.17 (s, 6H,  $2 \times \text{CH}_3$ ).  $^{13}\text{C-NMR}$  ( $\text{CDCl}_3$ )  $\delta$  197.3, 159.4, 158.6, 134.4, 132.3, 128.4, 128.0, 125.2, 119.0, 52.1, 43.0, 33.1, 28.2. FT-IR  $\nu_{\max}$  3059, 2957, 2929, 2870, 1702, 1586, 1398, 1366, 1220, 1066, 1002, 849, 829, 727  $\text{cm}^{-1}$ . Mass  $m/z$  (%): 332 [ $\text{M}^+ + 2$ , (5)], 330 [ $\text{M}^+$ , (5)], 165 (24), 152 (24), 139 (100), 113 (42), 101 (39), 87 (60), 75 (79), 63 (82), 55 (87).

**3-(4-Chlorophenyl)-7,7-dimethyl-7,8-dihydrocinnolin-5(6H)-one (4l):** Yellow crystals, 80%, mp 148 °C.  $^1\text{H-NMR}$  ( $\text{CDCl}_3$ )  $\delta$  8.34 (s, 1H, Ar), 8.11 (d,  $J$  = 8.4 Hz, 2H, Ar), 7.54 (d,  $J$  = 8.4 Hz, 2H, Ar), 3.41 (s, 2H,  $\text{CH}_2$ ), 2.68 (s, 2H,  $\text{CH}_2$ ), 1.19 (s, 6H,  $2 \times \text{CH}_3$ ).  $^{13}\text{C-NMR}$  ( $\text{CDCl}_3$ )  $\delta$  196.1, 159.1, 158.9, 137.6, 132.9, 130.6, 129.6, 128.4, 121.1, 52.0, 41.9, 33.1, 28.2. FT-IR  $\nu_{\max}$  3061, 2958, 2931, 1702, 1592, 1401, 1222, 1086, 1007, 847, 832  $\text{cm}^{-1}$ . Mass  $m/z$  (%): 288 [ $\text{M}^+ + 2$ , (63)], 286 [ $\text{M}^+$ , (100)], 271 (8), 257 (94), 243 (29), 230 (8), 215 (28), 180 (20), 174 (94), 165 (31), 139 (92).

**3-(4-Fluorophenyl)-7,7-dimethyl-7,8-dihydrocinnolin-5(6H)-one (4m):** Pale yellow crystals, 45%, mp 174–175 °C.  $^1\text{H-NMR}$  ( $\text{CDCl}_3$ )  $\delta$  8.26 (s, 1H, Ar), 8.10–8.20 (m, 2H, Ar), 7.19–7.27 (m, 2H, Ar), 3.36 (s, 2H,  $\text{CH}_2$ ), 2.66 (s, 2H,  $\text{CH}_2$ ), 1.18 (s, 6H,  $2 \times \text{CH}_3$ ).  $^{13}\text{C-NMR}$  ( $\text{CDCl}_3$ )  $\delta$  196.1, 166.4, 163.0, 159.0, 158.9, 130.6, 129.6, 129.3, 129.2, 121.0, 116.6, 116.3, 52.0, 41.9, 33.1, 28.2. FT-IR  $\nu_{\max}$  3066, 2961, 2930, 2870, 1731, 1588, 1488, 1384, 1240, 1097, 1077,

1037, 1006, 824, 786, 494  $\text{cm}^{-1}$ . Mass  $m/z$  (%): 270 [ $\text{M}^+$ , (38)], 199 (16), 183 (20), 157 (100), 133 (20), 120 (24), 95 (17), 75 (20), 63 (17), 55 (23).

**3-(4-Nitrophenyl)-7,7-dimethyl-7,8-dihydrocinnolin-5(6H)-one (4n):** Orange crystals, 84%, mp 222–223 °C.  $^1\text{H}$ -NMR ( $\text{CDCl}_3$ )  $\delta$  8.41 (d,  $J$  = 8.7 Hz, 2H, Ar), 8.35 (d,  $J$  = 8.7 Hz, 2H, Ar), 8.33 (s, 1H, Ar), 3.38 (s, 2H,  $\text{CH}_2$ ), 2.68 (s, 2H,  $\text{CH}_2$ ), 1.19 (s, 6H,  $2\times\text{CH}_3$ ).  $^{13}\text{C}$ -NMR ( $\text{DMSO}-d_6$ )  $\delta$  197.9, 161.1, 157.4, 142.0, 128.7, 128.1, 125.2, 124.5, 120.1, 51.6, 42.8, 33.1, 28.1. FT-IR  $\nu_{\text{max}}$  3076, 2956, 2873, 1706, 1593, 1511, 1475, 1405, 1341, 1252, 1169, 1108, 906, 852, 693  $\text{cm}^{-1}$ . Mass  $m/z$  (%): 297 [ $\text{M}^+$ , (100)], 280 (30), 251 (53), 185 (70), 165 (40), 149 (82), 139 (57), 69 (34), 57 (59), 43 (65).

**3-(4-Methoxyphenyl)-7,7-dimethyl-7,8-dihydrocinnolin-5(6H)-one (4o):** Pale yellow crystals, 48%, mp 147 °C.  $^1\text{H}$ -NMR ( $\text{CD}_2\text{Cl}_2$ )  $\delta$  8.20 (s, 1H, Ar), 8.13 (d,  $J$  = 8.7 Hz, 2H, Ar), 7.09 (d,  $J$  = 8.7 Hz, 2H, Ar), 3.91 (s, 3H,  $\text{OCH}_3$ ), 3.30 (s, 2H,  $\text{CH}_2$ ), 2.64 (s, 2H,  $\text{CH}_2$ ), 1.17 (s, 6H,  $2\times\text{CH}_3$ ).  $^{13}\text{C}$ -NMR ( $\text{CD}_2\text{Cl}_2$ )  $\delta$  197.8, 161.4, 159.0, 158.6, 128.4, 128.2, 127.5, 117.8, 114.3, 55.3, 52.0, 43.1, 32.8, 27.9. FT-IR  $\nu_{\text{max}}$  3055, 3009, 2955, 2932, 2871, 1701, 1605, 1510, 1403, 1305, 1249, 1229, 1173, 1022, 833, 771, 584  $\text{cm}^{-1}$ . Mass  $m/z$  (%): 282 [ $\text{M}^+$ , (100)], 253 (9), 239 (26), 226 (23), 211 (48), 197 (23), 170 (32), 155 (27), 135 (23), 127 (23).

**3-(3,4-Dimethoxyphenyl)-7,7-dimethyl-7,8-dihydrocinnolin-5(6H)-one (4p):** Yellow crystals, 72%, mp 172 °C.  $^1\text{H}$ -NMR ( $\text{CDCl}_3$ )  $\delta$  8.27 (s, 1H, Ar), 7.89 (s, 1H, Ar), 7.63 (d,  $J$  = 8.1 Hz, 1H, Ar), 7.01 (d,  $J$  = 8.1 Hz, 1H, Ar), 4.01 (s, 3H,  $\text{OCH}_3$ ), 3.97 (s, 3H,  $\text{OCH}_3$ ), 3.35 (s, 2H,  $\text{CH}_2$ ), 2.66 (s, 2H,  $\text{CH}_2$ ), 1.18 (s, 6H,  $2\times\text{CH}_3$ ).  $^{13}\text{C}$ -NMR ( $\text{CDCl}_3$ )  $\delta$  195.8, 159.4, 158.2, 152.2, 149.9, 130.3, 126.2, 122.0, 120.5, 111.2, 109.7, 56.3, 56.1, 52.0, 41.5, 33.1, 28.2. FT-IR  $\nu_{\text{max}}$  3082, 2991, 2939, 2868, 2834, 1703, 1602, 1516, 1451, 1423, 1403, 1263, 1229, 1214, 1144, 1023, 869  $\text{cm}^{-1}$ . Mass  $m/z$  (%): 312 [ $\text{M}^+$ , (100)], 297 (22), 280 (16), 266 (16), 251 (35), 241 (21), 200 (14), 185 (17), 165 (19), 152 (12), 139 (16), 128 (20), 43 (26).

**3-(3,4-Methylenedioxyphenyl)-7,7-dimethyl-7,8-dihydrocinnolin-5(6H)-one (4q):** Yellow crystals, 67%, mp 168 °C.  $^1\text{H}$ -NMR ( $\text{CDCl}_3$ )  $\delta$  8.39 (s, 1H, Ar), 7.72 (s, 1H, Ar), 7.65 (d,  $J$  = 8.4 Hz, 1H, Ar), 6.98 (d,  $J$  = 8.4 Hz, 1H, Ar), 6.09 (s, 2H,  $\text{CH}_2$ ), 3.47 (s, 2H,  $\text{CH}_2$ ), 2.69 (s, 2H,  $\text{CH}_2$ ), 1.19 (s, 6H,  $2\times\text{CH}_3$ ).  $^{13}\text{C}$ -NMR ( $\text{CDCl}_3$ )  $\delta$  197.0, 159.2, 158.5, 150.0, 148.7, 129.2, 124.2, 123.5, 121.7, 108.8, 107.2, 101.6, 52.1, 42.6, 33.0, 28.2. FT-IR  $\nu_{\text{max}}$  2955, 2924, 1700, 1635, 1598, 1503, 1448, 1402, 1245, 1105, 1033, 929, 808  $\text{cm}^{-1}$ . Mass  $m/z$  (%): 296 [ $\text{M}^+$ , (98)], 253 (12), 225 (24), 191 (44), 184 (33), 167 (12), 149 (100), 126 (40), 91 (14), 63 (44), 43 (30).

**3-(4-Hydroxy-3-methoxyphenyl)-7,7-dimethyl-7,8-dihydrocinnolin-5(6H)-one (4r):** Yellow crystals, 50%, mp 127 °C.  $^1\text{H}$ -NMR ( $\text{CDCl}_3$ )  $\delta$  8.24 (s, 1H, Ar), 7.91 (s, 1H, Ar), 7.57 (d,  $J$  = 8.4 Hz, 1H, Ar), 7.06 (d,  $J$  = 8.4 Hz, 1H, Ar), 5.96 (bs, 1H, OH), 4.02 (s, 3H,  $\text{OCH}_3$ ), 3.32 (s, 2H,  $\text{CH}_2$ ), 2.65 (s, 2H,  $\text{CH}_2$ ), 1.17 (s, 6H,  $2\times\text{CH}_3$ ).  $^{13}\text{C}$ -NMR ( $\text{CDCl}_3$ )  $\delta$  197.9, 159.0, 158.5, 148.0, 147.2, 127.9, 127.6, 120.4, 118.2, 114.8, 109.2, 56.1, 52.2, 43.2, 33.0, 28.2. FT-

IR  $\nu_{\text{max}}$  3390, 3063, 3008, 2951, 2865, 2631, 1703, 1589, 1514, 1460, 1408, 1335, 1275, 1208, 1128, 1029, 872, 796  $\text{cm}^{-1}$ . Mass  $m/z$  (%): 298 [ $\text{M}^+$ , (7)], 297 (8), 280 (17), 265 (13), 251 (32), 237 (12), 202 (11), 167 (18), 149 (49), 115 (16), 97 (24), 83 (37), 69 (73), 57 (83), 43 (100).

**Acknowledgments.** We are grateful to Urmia University and the University of Payame Noor for the financial supports. We thank Dr. Amitava Choudhury for the X-ray crystallographic analysis.

## References and Notes

- (a) Breslow, R.; Maitra, U. *Tetrahedron Lett.* **1984**, 25, 1239. (b) Breslow, R.; Maitra, U.; Rideout, D. *Tetrahedron Lett.* **1983**, 24, 1901. (c) Rideout, D. C.; Breslow, R. *J. Am. Chem. Soc.* **1980**, 102, 7816.
- (a) Clark, J. H.; Macquarrie, D. In *Handbook of Green Chemistry and Technology*; Blackwell Publishers: Oxford, 2002. (b) Anastas, P.; Eghbali, N. *Chem. Soc. Rev.* **2010**, 39, 301. (c) Anastas, P. T.; Warner, J. C. In *Green Chemistry: Theory and Practice*; Oxford University Press: New York, 1998. (d) Leitner, W. *Green Chem.* **2009**, 11, 603.
- (a) Breslow, R. In *Green Chemistry*; Anastas, P. T., Williamson, T. C., Eds.; Oxford Press: New York, 1998; Chapter 13. (b) DeSimone, J. M. *Science* **2002**, 297, 799. (c) Horvath, I. T.; Anastas, P. T. *Chem. Rev.* **2007**, 107, 2167. (d) Kumar, B. S. P. A.; Madhav, B.; Reddy, K. H. V.; Nageswar, Y. V. D. *Tetrahedron Lett.* **2011**, 52, 2862.
- (a) Otto, S.; Engberts, J. B. F. N. *Pure Appl. Chem.* **2000**, 72, 1365. (b) Narayan, S.; Muldoon, J.; Finn, M. G.; Fokin, V. V.; Kolb, H. C.; Sharpless, K. B. *Angew. Chem., Int. Ed.* **2005**, 44, 3275. (c) Chanda, A.; Fokin, V. V. *Chem. Rev.* **2009**, 109, 725.
- (a) Aplander, K.; Hidestøl, O.; Katebzadeh, K.; Lindström, U. M. *Green Chem.* **2006**, 8, 22. (b) Liu, R.; Dong, C.; Liang, X.; Wang, X.; Hu, X. *J. Org. Chem.* **2005**, 70, 729. (c) Stavber, G.; Zupan, M.; Jereb, M.; Stavber, S. *Org. Lett.* **2004**, 6, 4973. (d) Lindström, U. M. In *Organic Reactions in Water: Principles, Strategies and Applications*; Wiley-Blackwell: Oxford, UK, 2007. (e) Hailes, H. C. *Org. Process Res. Dev.* **2007**, 11, 114.
- (a) Lindström, U. M. *Chem. Rev.* **2002**, 102, 2751. (b) Butler, R. N.; Coyne, A. G. *Chem. Rev.* **2010**, 110, 6302. (c) Polshettiwar, V.; Varma, R. S. *Green Chem.* **2010**, 12, 743. (d) Khatik, G. L.; Kumar, R.; Chakraborti, A. K. *Org. Lett.* **2006**, 8, 2433. (e) Azizi, N.; Aryanasab, F.; Torkiyan, L.; Ziyaei, A.; Saidi, M. R. *J. Org. Chem.* **2006**, 71, 3634.
- (a) Breslow, R. *Acc. Chem. Res.* **1991**, 24, 159. (b) Otto, S.; Engberts, J. B. F. N. *Org. Biomol. Chem.* **2003**, 1, 2809. (c) Lindström, U. M.; Andersson, F. *Angew. Chem., Int. Ed.* **2006**, 45, 548.
- Chandrasekhar, J.; Shariffskul, S.; Jorgensen, W. L. *J. Phys. Chem. B* **2002**, 106, 8078.
- (a) Lubineau, A.; Auge, J. *Top. Curr. Chem.* **1999**, 206, 1. (b) Lubineau, A.; Auge, J.; Queneau, Y. *Synthesis* **1994**, 741.
- Sheldon, R. A. *J. Mol. Catal. A* **1996**, 107, 75.
- (a) Li, C.-J. *Chem. Rev.* **2005**, 105, 3095. (b) Fringuelli, F.; Pizzo, F.; Tortoioli, S.; Vaccaro, L. *Org. Lett.* **2005**, 7, 4411. (c) Pirrung, M. C.; Das Sarma, K. *J. Am. Chem. Soc.* **2004**, 126, 444. (d) Azoulay, S.; Manabe, K.; Kobayashi, S. *Org. Lett.* **2005**, 7, 4593. (e) Manabe, K.; Limura, S.; Sun, X.-M.; Kobayashi, S. *J. Am. Chem. Soc.* **2002**, 124, 11971. (f) *Organic Synthesis in Water*; Grieco, P. A., Ed.; Blackie Academic and Professional: London, 1998. (g) Li, C.-J.; Chen, L. *Chem. Soc. Rev.* **2006**, 35, 68. (h) Breslow, R. *Acc. Chem. Res.* **2004**, 37, 471. (i) Pirrung, M. C. *Chem.-Eur. J.* **2006**, 12, 1312.
- (a) Virkutyte, J.; Baruwati, B.; Varma, R. S. *Nano Scale* **2010**, 2, 1109. (b) Polshettiwar, V.; Varma, R. S. *Tetrahedron* **2010**, 66,

1091. (c) Liu, X.-L.; Zhang, X.-M.; Yuan, W.-C. *Tetrahedron Lett.* **2011**, 52, 903. (d) Azizi, N.; Torkiyan, L.; Saidi, M. R. *Org. Lett.* **2006**, 8, 2079. (e) Wu, H.; Lin, W.; Wan, Y.; Xin, H.-Q.; Shi, D.-Q.; Shi, Y.-H.; Yuan, R.; Bo, R.-C.; Yin, W. *J. Comb. Chem.* **2010**, 12, 31. (f) Krasovskaya, V.; Krasovskiy, A.; Bhattacharjya, A.; Lipshutz, B. H. *Chem. Commun.* **2011**, 47, 5717.
13. (a) Gogoi, S.; Dutta, M.; Gogoi, J.; Boruah, R. C. *Tetrahedron Lett.* **2011**, 52, 813. (b) Kumar, D.; Kumar, N. M.; Patel, G.; Gupta, S.; Varma, R. S. *Tetrahedron Lett.* **2011**, 52, 1983. (c) Xie, J.-W.; Li, P.; Wang, T.; Zhou, F.-T. *Tetrahedron Lett.* **2011**, 52, 2379. (d) Ramesh, K.; Murthy, S. N.; Nageswar, Y. V. D. *Tetrahedron Lett.* **2011**, 52, 2362. (e) El Kaim, L.; Grimaud, L.; Purumandla, S. R. *Tetrahedron Lett.* **2010**, 51, 4962. (f) Palasz, A. *Synthesis* **2010**, 4021. (g) Kolla, S. R.; Lee, Y. R. *Tetrahedron* **2010**, 66, 8938. (h) Shi, L.; Tu, Y.-Q.; Wang, M.; Zhang, F.-M.; Fan, C. A. *Org. Lett.* **2004**, 6, 1001. (i) Ma, N.; Jiang, B.; Zhang, G.; Tu, S.-J.; Wever, W.; Li, G. *Green Chem.* **2010**, 12, 1357. (j) Adib, M.; Sheikhi, E.; Kavooosi, A.; Bijanzadeh, H. R. *Tetrahedron* **2010**, 66, 9263.
14. (a) Zhu, J.; Bienayme, H. In *Multicomponent Reactions*; Wiley-VCH Weinheim: Germany, 2005. (b) Malacria, M. *Chem. Rev.* **1996**, 96, 289. (c) Schwier, T.; Sromek, A. W.; Yap, D. M.; Chernyak, D.; Gevorgyan, V. *J. Am. Chem. Soc.* **2007**, 129, 9868. (d) Barluenga, J.; Jimenez-Aquino, A.; Valdes, C.; Aznar, F. *Angew. Chem., Int. Ed.* **2007**, 46, 1529. (e) Waldmann, H.; Kuhn, M.; Liu, W.; Kumar, K. *Chem. Commun.* **2008**, 1211. (f) de Meijere, A.; von Zezschwitz, P.; Braese, S. *Acc. Chem. Res.* **2005**, 38, 413. (g) Tietze, L. F.; Brasche, G.; Gericke, K. In *Domino Reactions in Organic Synthesis*; Wiley-VCH Weinheim: Germany, 2006. (h) Diguez-Vzquez, A.; Tzschucke, C. C.; Lam, W. Y.; Ley, S. V. *Angew. Chem., Int. Ed.* **2008**, 47, 209. (i) Arya, A. K.; Kumar, M. *Green Chem.* **2011**, 13, 1332.
15. (a) Tietze, L. F. *Chem. Rev.* **1996**, 96, 115. (b) Trost, B. M. *Acc. Chem. Res.* **2002**, 35, 695. (c) Wender, P. A.; Verma, V. A.; Paxton, T. J.; Pillow, T. H. *Acc. Chem. Res.* **2008**, 41, 40.
16. (a) Döemling, A. *Chem. Rev.* **2006**, 106, 17. (b) D'Souza, D. M.; Mueller, T. J. *J. Chem. Soc. Rev.* **2007**, 36, 1095. (c) Polshettiwar, V.; Varma, R. S. *Chem. Soc. Rev.* **2008**, 37, 1546. (d) Shore, G.; Yoo, W.-J.; Li, C.-J.; Organ, M. G. *Chem. Eur. J.* **2010**, 16, 126. (e) Ganem, B. *Acc. Chem. Res.* **2009**, 42, 463. (f) Padwa, A. *Chem. Soc. Rev.* **2009**, 38, 3072.
17. (a) Zhu, J. *Eur. J. Org. Chem.* **2003**, 1133. (b) Willy, B.; Mueller, T. J. *J. Curr. Org. Chem.* **2009**, 13, 1777. (c) Bello, D.; Ramon, R.; Lavilla, R. *Curr. Org. Chem.* **2010**, 14, 332. (d) Jiang, B.; Rajale, T.; Wever, W.; Tu, S. J.; Li, G. *Chem. Asian J.* **2010**, 5, 2318.
18. For review, see: Lewgowd, W.; Stanczak, A. *Archiv der Pharmazie* **2007**, 340, 65. Cinnoline used as anticancer reagent: (a) Hennequin, L. F.; Thomas, A. P.; Johnstone, C.; Stokes, E. S. E.; Plé, P. A.; Lohmann, J.-J. M.; Ogilvie, D. J.; Dukes, M.; Wedge, S. R.; Curwen, J. O.; Kendrew, J.; Lambert-van der Brempt, C. *J. Med. Chem.* **1999**, 42, 5369. (b) Yu, Y.; Singh, S. K.; Liu, A.; Li, T.-K.; Liu, L. F.; La Voie, E. J. *Bioorg. Med. Chem.* **2003**, 11, 1475. (c) Ruchelman, A. L.; Sing, S. K.; Ray, A.; Wu, X.; Yang, J. M.; Zhu, N.; Liu, A.; Liu, L. F.; LaVoie, E. J. *Bioorg. Med. Chem.* **2004**, 12, 795. (d) Sato, Y.; Suzuki, Y.; Yamamoto, K.; Kuroiwa, S.; Maruyama, S. JP2005/10494, WO 2005/121105, 2005. (e) Saxena, V.; Maiti, S. K.; Kumar, N.; Sharma, A. K. *Indian J. Anim. Sci.* **2008**, 78, 1250. Cinnoline used as fungicidal and bactericidal agents: (a) Barraja, P.; Diana, P.; Lauria, A.; Passananti, A.; Almerico, A. M.; Minnei, C.; Longu, S.; Congiu, D.; Musiu, C.; LaColla, P. *Bioorg. Med. Chem.* **1999**, 7, 1591. (b) Gavini, E.; Juliano, C.; Mulu, A.; Pirisino, G.; Murineddu, G.; Pinna, G. A. *Arch. Pharm.* **2000**, 333, 341. (c) Pattan, S. R.; Ali, M. S.; Pattan, J. S.; Redd, V. V. K. *Ind. J. Heterocycl. Chem.* **2004**, 14, 157. (d) Narayana, B.; Ra, K. K.; Ashalatha, K. K.; Kumari, N. S. *Ind. J. Chem.* **2006**, 45B, 1704. (e) Choudhari, B. P.; Mulwad, V. V. *Ind. J. Chem.* **2006**, 45B, 309. (f) Vikas, S.; Darbhamulla, S. *Afr. Health Sci.* **2009**, 9, 275. (g) Shaban, M. A.; Al Badry, O. M.; Kamala, A. M.; el Wahap Abd El-Gawad, M. A. *J. Chem. Res.* **2008**, 715. (h) Vargas, F.; Zoltan, T.; Rivas, C.; Ramirez, A.; Cordero, T.; Díaz, Y.; Izzo, C.; Cárdenas, Y. M.; López, V.; Gómez, L.; Ortega, J.; Fuentes, A. *J. Photochem. Photobiol. B: Biol.* **2008**, 92, 83. (i) Ryu, C.-K.; Lee, J. Y. *Bioorg. Med. Chem. Lett.* **2006**, 16, 1850. (j) Ramalingam, P.; Ganapaty, S.; Babu Rao, Ch.; Ravi, T. K. *Indian J. Heterocycl. Chem.* **2006**, 15, 359. Cinnoline used as anti-inflammatory reagents: Lunniss, C.; Eldred, C.; Aston, N.; Craven, A.; Gohil, K.; Judkins, B.; Keeling, S.; Ranshaw, L.; Robinson, E.; Shipley, T.; Trivedi, N. *Bioorg. Med. Chem. Lett.* **2010**, 20, 137.
19. Cinnoline and derivatives exhibit luminescent and nonlinear optical properties: (a) Mitsumori, T.; Bendikov, M.; Sedo, J.; Wudl, F. *Chem. Mater.* **2003**, 15, 3759. (b) Chapoulaud, V. G.; Plé, N.; Turck, A.; Queguiner, G. *Tetrahedron* **2000**, 56, 5499. (c) Busch, A.; Turck, A.; Nowicka, K.; Barasella, A.; Andraud, C.; Plé, N. *Heterocycles* **2007**, 71, 1723.
20. For the review about cinnoline synthesis, see: (a) Haider, N.; Holzer, W. *Sci. Synth.* **2004**, 16, 251. (b) Vinogradova, O. V.; Balova, I. A. *Chem. Heterocycl. Comp.* **2008**, 44, 501. For some recent examples, see: (a) Alajarin, M.; Bonillo, B.; Marin-Luna, M.; Vidal, A.; Orenes, R.-A. *J. Org. Chem.* **2009**, 74, 3558. (b) Jiang, B.; Hao, W.-J.; Zhang, J.-P.; Tu, S.-J.; Shi, F. *Org. Biomol. Chem.* **2009**, 7, 1171. (c) Hasegawa, K.; Kimura, N.; Arai, S.; Nishida, A. *J. Org. Chem.* **2008**, 73, 6363. (d) Vinogradova, O. V.; Sorokoumov, V. N.; Vasilevskii, S. F.; Balovaa, I. A. *Russ. Chem. Bull.* **2008**, 57, 1725. (e) Ichikawa, J.; Wada, Y.; Kuroki, H.; Mihrab, J.; Nadanob, R. *Org. Biomol. Chem.* **2007**, 5, 3956. (f) Vinogradova, O. V.; Sorokoumov, V. N.; Vasilevsky, S. F.; Balova, I. A. *Tetrahedron Lett.* **2007**, 48, 4907.
21. Cinnoline synthesis from arenediazonium salts: (a) Vasilevsky, S. F.; Tretyakov, E. V.; Verkruisje, H. D. *Synth. Commun.* **1994**, 24, 1733. (b) Vasilevsky, S. F.; Tretyakov, E. V. *Liebigs Ann. Chem.* **1995**, 775. (c) Alford, E. J.; Irving, H.; Marsh, H. S.; Schofield, K. *J. Chem. Soc.* **1952**, 2991. (d) Nunn, A. J.; Schofield, K. *J. Chem. Soc.* **1953**, 3700.
22. Cinnoline synthesis from arylhydrazones: (a) Pfannstiel, K.; Janecke, J. *Ber. Dtsch. Chem. Ges.* **1942**, 75, 1096. (b) Baumgarten, H. E.; Anderson, C. H. *J. Am. Chem. Soc.* **1958**, 80, 1981. (c) Kanner, C. B.; Pandit, U. K. *Tetrahedron* **1981**, 37, 3513. (d) Kiselyov, A. S. *Tetrahedron Lett.* **1995**, 36, 1383. (e) Domingues, C. *Tetrahedron Lett.* **1999**, 40, 5111. (f) Shvartsberg, M. S.; Ivanchikova, I. D. *Tetrahedron Lett.* **2000**, 41, 771. (g) Al-Awadi, N. A.; Elnagdi, M. H.; Ibrahim, Y. A.; Kaul, K.; Kumar, A. *Tetrahedron* **2001**, 57, 1609. (h) Gomaa, M. A.-M. *Tetrahedron Lett.* **2003**, 44, 3493.
23. Cinnoline synthesis from arylhydrazines: (a) Neber, P. W.; Kniller, G.; Herbst, K.; Trissler, H. A. *Liebigs Ann. Chem.* **1929**, 471, 113. (b) Alford, E. J.; Schofield, K. *J. Chem. Soc.* **1952**, 2081.
24. Cinnoline synthesis from nitrile: Chen, D.; Yang, C.; Xie, Y.; Ding, J. *Heterocycles* **2009**, 77, 273.
25. For review about triazene, see: Kimball, D. B.; Haley, M. M. *Angew. Chem., Int. Ed.* **2002**, 41, 3338. For cinnoline synthesis from triazenes, see: (a) Bräse, S.; Dahmen, S.; Heuts, J. *Tetrahedron Lett.* **1999**, 40, 6201. (b) Bräse, S.; Gil, C.; Knepper, K. *Bioorg. Med. Chem.* **2002**, 10, 2415. (c) Kimball, D. B.; Hayes, A. G.; Haley, M. M. *Org. Lett.* **2000**, 2, 3825. (d) Kimball, D. B.; Weakley, T. J. R.; Herges, R.; Haley, M. M. *J. Am. Chem. Soc.* **2002**, 124, 13463. (e) Kimball, D. B.; Weakley, T. J. R.; Haley, M. M. *J. Org. Chem.* **2002**, 67, 6395. (f) Kimball, D. B.; Weakley, T. J. R.; Herges, R.; Haley, M. M. *J. Am. Chem. Soc.* **2002**, 124, 1572. (g) Vinogradova, O. V.; Sorokoumova, V. N.; Balova, I. A. *Tetrahedron Lett.* **2009**, 50, 6358.
26. For review about Palladium-catalyzed annulation with alkynes, see: (a) Zeni, G.; Larock, R. C. *Chem. Rev.* **2006**, 106, 4644. (b) Zeni, G.; Larock, R. C. *Chem. Rev.* **2004**, 104, 2285. For some recent examples, see: (a) Tsukamoto, H.; Kondo, Y. *Org. Lett.* **2007**, 9, 4227. (b) Heller, S. T.; Natarajan, S. R. *Org. Lett.* **2007**, 9,

4947. (c) Yang, M.; Zhang, X.; Lu, X. *Org. Lett.* **2007**, 9, 5131. (d) Chernyak, N.; Tilly, D.; Li, Z.; Gevorgyan, V. *Chem. Commun.* **2010**, 46, 150.
27. Zhu, C.; Yamane, M. *Tetrahedron* **2011**, 67, 4933.
28. (a) Khalafy, J.; Rimaz, M.; Panahi, L.; Rabiei, H. *Bull. Korean Chem. Soc.* **2011**, 32, 2428. (b) Rimaz, M.; Khalafy, J. *Arkivoc.* **2010**, (ii), 110. (c) Rimaz, M.; Khalafy, J.; Najafi Moghadam, P. *Aust. J. Chem.* **2010**, 63, 1396. (d) Rimaz, M.; Noroozi Pesyan, N.; Khalafy, J. *Magn. Reson. Chem.* **2010**, 48, 276. (e) Rimaz, M.; Khalafy, J.; Noroozi Pesyan, N.; Prager, R. H. *Aust. J. Chem.* **2010**, 63, 507.
29. See the Supporting Information for data of the X-ray single-crystal structure determination of compound **4p**.
30. Altomare, C.; Cellamare, S.; Summo, L.; Catto, M.; Carotti, A.; Thull, U.; Carrupt, P.-A.; Testa, B.; Stoeckli-Evans, H. *J. Med. Chem.* **1998**, 41, 3812.
-