

# Facile One-Pot Synthesis of 1-Amidoalkyl-2-Naphthols by $\text{RuCl}_2(\text{PPh}_3)_3$ -Catalyzed Multi-Component Reactions

Xiaoyan Zhu, Yong Rok Lee,\* and Sung Hong Kim†

School of Chemical Engineering, Yeungnam University, Gyeongsan 712-749, Korea. \*E-mail: yrlee@yu.ac.kr

†Analysis Research Division, Daegu Center, Korea Basic Science Institute, Daegu 702-701, Korea

Received May 5, 2012, Accepted May 19, 2012

**Key Words :**  $\text{RuCl}_2(\text{PPh}_3)_3$ , Multi-component, 1-Amidoalkyl-2-naphthols

Molecules bearing 1,3-amino oxygenated functional groups have been reported to exhibit a variety of biological and pharmacological activities including nucleoside antibiotics and HIV protease inhibitors such as ritonavir and lipinavir.<sup>1</sup> Importantly, 1-amidoalkyl-2-naphthols can be easily converted to biologically active 1-aminomethyl-2-naphthols by amide hydrolysis. These compounds also exhibit potent antihypertensive, adrenoceptor-blocking, and  $\text{Ca}^{+2}$  channel-blocking activities.<sup>2</sup> Because of the importance of these compounds, numerous methods for the synthesis of 1-amidoalkyl-2-naphthols have been described. The reported methods mainly include one-pot three-component reactions of 2-naphthol, aromatic aldehydes, and amides (Scheme 1). These reactions have been extensively studied with the use of a variety of catalysts and reagents such as *p*-toluenesulfonic acid,<sup>3</sup> silica sulfuric acid,<sup>4</sup>  $\text{NH}_2\text{SO}_3\text{H}$ ,<sup>5</sup>  $\text{Fe}(\text{HSO}_4)_3$ ,<sup>6</sup>  $\text{Al}(\text{H}_2\text{PO}_4)_3$ ,<sup>7</sup>  $\text{Ce}(\text{SO}_4)_2$ ,<sup>8</sup> *N*-(4-sulfonic acid)-butyl triethyl ammonium hydrogen sulfate,<sup>9</sup>  $\text{HClO}_4\text{-Al}_2\text{O}_3$ ,<sup>10</sup>  $\text{HClO}_4\text{-SiO}_2$ ,<sup>11</sup>  $\text{FeCl}_3\text{-SiO}_2$ ,<sup>12</sup>  $\text{ZnCl}_2\text{-SiO}_2$ ,<sup>13</sup>  $\text{Yb}(\text{OTf})_3$ ,<sup>14</sup>  $\text{Sr}(\text{OTf})_2$ ,<sup>15</sup>  $\text{Bi}(\text{NO}_3)_3 \cdot 5\text{H}_2\text{O}$ ,<sup>16</sup>  $\text{Hf}(\text{NPf}_2)_4$ ,<sup>17</sup>  $\text{K}_3\text{CoW}_{12}\text{O}_{40} \cdot 3\text{H}_2\text{O}$ ,<sup>18</sup>  $\text{MoO}_3\text{-ZrO}_2$ ,<sup>19</sup>  $\text{P}_2\text{O}_5$ ,<sup>20</sup> and montmorillonite K10 clay.<sup>21</sup>

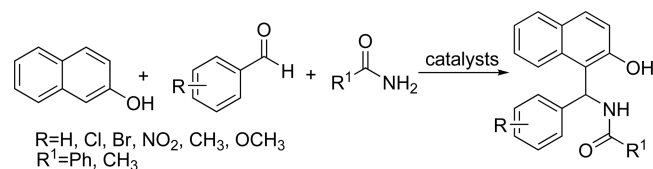
Although numerous methods for the synthesis of 1-amidoalkyl-2-naphthols have been reported,<sup>3-22</sup> there is still demand for simpler, less toxic, more effective, and milder catalysts. Our interest in developing a mild and efficient synthetic method that provides a variety of 1-amidoalkyl-2-naphthols has led us to looking into more convenient and safely usable catalysts. Among these, we think tris(triphen-

ylphosphine)ruthenium(II) dichloride is a viable alternative, and may be a promising catalyst for the synthesis of 1-amidoalkyl-2-naphthols due to its easy availability, sustainability, non-toxicity, and environmentally friendly properties.<sup>23</sup> We report herein an  $\text{RuCl}_2(\text{PPh}_3)_3$ -catalyzed one-pot three-component reaction for the synthesis of biologically interesting 1-amidoalkyl-2-naphthols.

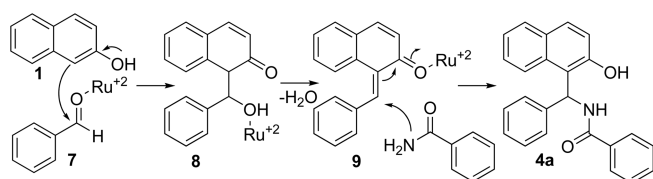
## Results and Discussion

The reaction of 2-naphthol (**1**, 1.0 mmol) with benzaldehyde (**2a**, 1.2 mmol) and benzamide (**3a**, 1.2 mmol) was first examined in the presence of 5 mol %  $\text{RuCl}_2(\text{PPh}_3)_3$  in several solvents (Table 1). Across the range of solvents tested, the best yield was obtained in refluxing toluene in 88% yield. The desired product **4a** was determined by analysis of spectral data and compared directly with the reported data.<sup>15</sup>

In order to extend the utility of this methodology for the synthesis of a variety of 1-amidoalkyl-2-naphthols, further reactions of 2-naphthol with different several aryl aldehydes and amides were examined. These reactions were carried out in the presence of 5 mol % of  $\text{RuCl}_2(\text{PPh}_3)_3$  in refluxing toluene for 10-12 h using the optimized reaction conditions described above. The results are summarized in Table 2. The reactions worked well with substituted aromatic aldehydes



Scheme 1



Scheme 2

**Table 1.** Reaction of 2-naphthol (**1**) with benzaldehyde (**2a**) and benzamide (**3a**) in the presence of 5 mol % of  $\text{RuCl}_2(\text{PPh}_3)_3$  in several solvents

Entry	Solvent	Condition	Yield (%)
1	$\text{CH}_2\text{Cl}_2$	reflux, 12 h	45
2	acetone	reflux, 12 h	35
3	THF	reflux, 12 h	52
4	toluene	reflux, 10 h	88
5	DMF	150 °C, 12 h	60

bearing either electron-donating or -withdrawing groups on the benzene ring. For example, reaction of 2-naphthol with 4-methylbenzaldehyde and benzamide provided **4b** in 85% yield (entry 1, Table 2), whereas treatment with 4-methoxybenzaldehyde and benzamide afforded **4c** in 81% yield (entry 2). Similarly, reactions of **2b** and **2c** with acetamide afforded **4d** and **4e** in 70 and 75% yield (entries 3-4). Other aromatic aldehydes of 2-chlorobenzaldehyde, 4-chlorobenzaldehyde, and 4-bromobenzaldehyde with substituents of electron-withdrawing groups on the benzene ring were reacted successfully with benzamide or acetamide to afford products **4f-4i** in 80, 75, 70, and 75% yield, respectively (entries 5-8). Similarly, treatment of 4-nitrobenzaldehyde with benzamide or acetamide provided the desired products **4j** and **4k** in 62 and 70% yield, respectively (entries 9-10). These reactions provided rapid access to various 1-amidoalkyl-2-naphthols **4b-4k** in good yields.

The formation of **4a** can be explained by the proposed mechanism as shown in Scheme 2. Benzaldehyde (**2a**) forms an oxygen-bonded complex in the presence of  $\text{RuCl}_2(\text{PPh}_3)_3$  catalyst to give **7**, which is attacked by 2-naphthol (**1**) to

produce the intermediate **8** through aldol-type reaction. Elimination of water gives another *ortho*-quinone methide **9**, which undergoes 1,4-addition to yield final product **4a**.

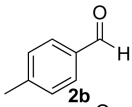
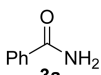
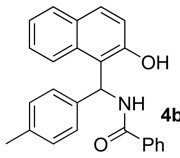
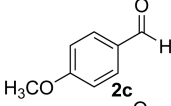
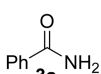
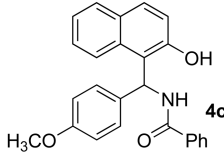
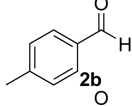

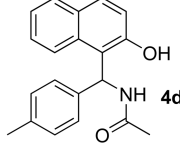
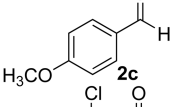

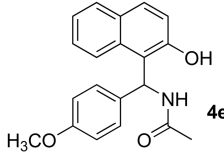
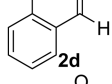
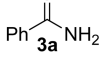
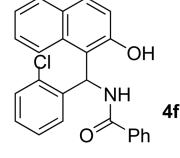
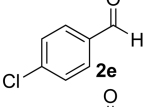
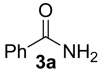
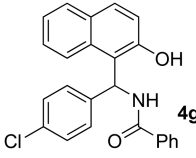
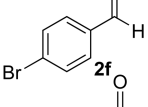
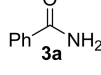
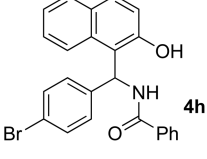
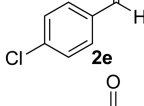

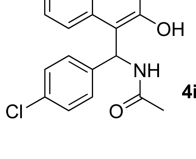
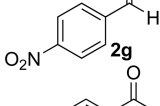
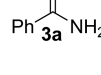
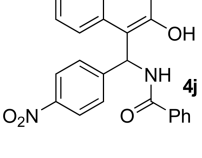
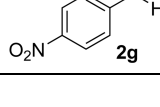

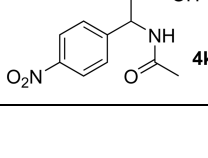
In summary, we have developed an efficient and general synthesis of 1-amidoalkyl-2-naphthols by  $\text{RuCl}_2(\text{PPh}_3)_3$ -catalyzed one-pot multi-component reaction of 2-naphthol with aromatic aldehydes and amides. The advantages of these methodologies are easy handling, mild reaction conditions, and use of an effective and non-toxic catalyst.

## Experimental

**General Procedure for the Synthesis of 4a-4k.** To a mixture of 2-naphthol (144 mg, 1.0 mmol), aldehyde (1.2 mmol), and amide (1.2 mmol) in toluene (10 mL) was added  $\text{RuCl}_2(\text{PPh}_3)_3$  (48 mg, 0.05 mmol) under  $\text{N}_2$ . The mixture was heated under reflux for 10-12 h. After completion of reaction as indicated by TLC, the solvent was removed under reduced pressure. The residue was purified by column chromatography on silica gel to give product.

**N-((2-Hydroxynaphthalen-1-yl)(4-methylphenyl)meth-**

**Table 2.**  $\text{RuCl}_2(\text{PPh}_3)_3$ -catalyzed synthesis of a variety of 1-amidoalkyl-2-naphthols

Entry	Aldehydes	Amides	Time (h)	Product	Yield (%)
1			12		85
2			12		81
3			12		70
4			12		75
5			10		80
6			10		75
7			10		70
8			10		75
9			10		62
10			10		70

**yl)benzamide (4a):**<sup>15</sup> Yield 88%; mp 230-232 °C; <sup>1</sup>H NMR (DMSO-*d*<sub>6</sub>, 300 MHz) δ 10.29 (1H, s), 8.99 (1H, d, *J* = 8.4 Hz), 8.11 (1H, d, *J* = 8.7 Hz), 7.94-7.79 (4H, m), 7.55-7.45 (4H, m), 7.35-7.20 (8H, m); <sup>13</sup>C NMR (DMSO-*d*<sub>6</sub>, 75 MHz) δ 165.6, 161.8, 153.1, 142.0, 134.3, 132.2, 131.3, 129.3, 128.5, 128.4, 128.3, 128.1, 127.0, 126.7, 126.4, 126.3, 122.6, 118.6, 118.3, 49.2; IR (KBr) 3377, 1638, 1533, 1344, 1264, 1091, 806 cm<sup>-1</sup>.

***N*-((2-Hydroxynaphthalen-1-yl)(4-methylphenyl)methyl)benzamide (4b):**<sup>15</sup> Yield 85%; mp 194-198 °C; <sup>1</sup>H NMR (CDCl<sub>3</sub>+DMSO-*d*<sub>6</sub>, 300 MHz) δ 9.56 (1H, s), 8.78 (1H, br), 8.08 (1H, d, *J* = 8.4 Hz), 7.75 (2H, d, *J* = 7.8 Hz), 7.66 (1H, d, *J* = 8.1 Hz), 7.58 (1H, d, *J* = 9.0 Hz), 7.36-7.12 (9H, m), 6.92 (2H, d, *J* = 7.8 Hz), 2.15 (3H, s); <sup>13</sup>C NMR (DMSO-*d*<sub>6</sub>, 75 MHz) δ 163.7, 153.2, 139.0, 135.7, 134.4, 132.3, 131.4, 129.3, 128.8, 128.6, 128.5, 128.4, 127.1, 126.8, 126.5, 122.7, 118.7, 118.5, 49.1, 20.6; IR (KBr) 3752, 3425, 2371, 1628, 1572, 1517, 1481, 1438, 1343, 1274, 1179, 943, 814 cm<sup>-1</sup>.

***N*-((2-Hydroxynaphthalen-1-yl)(4-methoxyphenyl)methyl)benzamide (4c):**<sup>15</sup> Yield 81%; mp 200-204 °C; <sup>1</sup>H NMR (DMSO-*d*<sub>6</sub>, 300 MHz) δ 10.40 (1H, br), 9.07 (1H, d, *J* = 8.7 Hz), 8.09 (1H, d, *J* = 8.7 Hz), 7.86 (2H, d, *J* = 8.4 Hz), 7.80 (2H, d, *J* = 9.3 Hz), 7.56-7.44 (2H, m), 7.33-7.21 (7H, m), 6.85 (2H, d, *J* = 8.7 Hz), 3.68 (3H, s); <sup>13</sup>C NMR (CDCl<sub>3</sub> + DMSO-*d*<sub>6</sub>, 75 MHz) δ 166.1, 158.0, 152.7, 134.5, 134.0, 132.3, 131.0, 129.1, 128.4, 128.2, 128.2, 127.6, 126.7, 126.7, 122.7, 122.2, 118.6, 118.5, 113.2, 54.9, 49.2; IR (KBr) 3751, 3425, 2369, 1630, 1573, 1516, 1436, 1346, 1260, 1173, 1028, 939, 822 cm<sup>-1</sup>.

***N*-((2-Hydroxynaphthalen-1-yl)(4-methylphenyl)methyl)acetamide (4d):**<sup>6</sup> Yield 70%; mp 225-227 °C; <sup>1</sup>H NMR (DMSO-*d*<sub>6</sub>, 300 MHz) δ 9.99 (1H, s), 8.43 (1H, d, *J* = 8.4 Hz), 7.86-7.74 (3H, m), 7.35 (1H, dd, *J* = 6.9, 7.8 Hz), 7.26 (1H, d, *J* = 7.5 Hz), 7.22 (1H, d, *J* = 8.7 Hz), 7.09 (1H, d, *J* = 8.4 Hz), 7.04 (4H, s), 2.22 (3H, s), 1.97 (3H, s); <sup>13</sup>C NMR (DMSO-*d*<sub>6</sub>, 75 MHz) δ 169.2, 153.2, 139.6, 135.0, 132.3, 129.1, 128.6, 128.2, 126.3, 126.0, 123.4, 122.3, 118.9, 118.5, 47.6, 22.7, 20.6; IR (KBr) 3396, 1625, 1519, 1438, 1330, 1269, 1177, 1064, 809 cm<sup>-1</sup>.

***N*-((2-Hydroxynaphthalen-1-yl)(4-methoxyphenyl)methyl)acetamide (4e):**<sup>15</sup> Yield 75%; mp 182-184 °C; <sup>1</sup>H NMR (CDCl<sub>3</sub>, 300 MHz) δ 10.01 (1H, br), 8.46 (1H, d, *J* = 7.8 Hz), 8.06 (1H, d, *J* = 7.5 Hz), 7.78 (1H, d, *J* = 7.2 Hz), 7.65 (1H, d, *J* = 9.0 Hz), 7.34-7.27 (6H, m), 6.76 (2H, d, *J* = 9.0 Hz), 3.70 (3H, s), 2.01 (3H, s); <sup>13</sup>C NMR (CDCl<sub>3</sub>, 75 MHz) δ 170.7, 158.3, 153.0, 133.3, 132.3, 129.6, 128.7, 128.5, 127.8, 126.8, 122.9, 122.2, 118.7, 117.8, 113.5, 55.0, 49.6, 23.2; IR (KBr) 3753, 3452, 3371, 2925, 2857, 1626, 1515, 1444, 1376, 1301, 1248, 1179, 1034, 816, 749 cm<sup>-1</sup>.

***N*-((2-Hydroxynaphthalen-1-yl)(2-chlorophenyl)methyl)benzamide (4f):**<sup>24</sup> Yield 80%; mp 260-262 °C; <sup>1</sup>H NMR ((DMSO-*d*<sub>6</sub>, 300 MHz) δ 9.96 (1H, s), 8.98 (1H, s), 8.07 (1H, d, *J* = 8.1 Hz), 7.88 (2H, d, *J* = 6.0 Hz), 7.79 (2H, dd, *J* = 8.1, 12.0 Hz), 7.45-7.34 (7H, m), 7.27-7.12 (4H, m); <sup>13</sup>C NMR (DMSO-*d*<sub>6</sub>, 75 MHz) δ 165.3, 153.6, 138.7, 134.2, 132.8, 132.7, 131.0, 130.1, 129.3, 128.5, 128.3, 128.1,

127.3, 126.5, 126.2, 122.7, 122.3, 118.6, 48.6; IR (KBr) 3423, 3072, 1956, 1817, 1631, 1531, 1439, 1344, 1282, 1182, 1048, 939, 818, 755, 704 cm<sup>-1</sup>.

***N*-((2-Hydroxynaphthalen-1-yl)(4-chlorophenyl)methyl)benzamide (4g):**<sup>15</sup> Yield 75%; mp 227-229 °C; <sup>1</sup>H NMR (CDCl<sub>3</sub>+DMSO-*d*<sub>6</sub>, 300 MHz) δ 8.58 (1H, d, *J* = 9.0 Hz), 8.04 (1H, d, *J* = 8.4 Hz), 7.75-7.72 (2H, m), 7.65 (1H, d, *J* = 7.8 Hz), 7.59 (1H, d, *J* = 9.0 Hz), 7.39-7.04 (12H, m); <sup>13</sup>C NMR (Acetone-*d*<sub>6</sub>, 75 MHz) δ 167.3, 163.4, 154.2, 142.5, 135.8, 133.8, 133.0, 132.4, 130.9, 130.3, 129.8, 129.5, 129.4, 129.2, 128.1, 124.2, 123.6, 119.8, 119.7, 50.3; IR (KBr) 3422, 2369, 2340, 1639, 1575, 1525, 1486, 1437, 1342, 1273, 811, 695 cm<sup>-1</sup>.

***N*-((2-Hydroxynaphthalen-1-yl)(4-bromophenyl)methyl)benzamide (4h):**<sup>9</sup> Yield 70%; mp 206-208 °C; <sup>1</sup>H NMR (DMSO-*d*<sub>6</sub>, 300 MHz) δ 10.39 (1H, br), 9.05 (1H, d, *J* = 8.4 Hz), 8.07 (1H, d, *J* = 8.7 Hz), 7.88 (2H, d, *J* = 7.5 Hz), 7.83 (2H, dd, *J* = 7.8, 8.4 Hz), 7.57-7.45 (6H, m), 7.32 (1H, d, *J* = 8.1 Hz), 7.25 (4H, dd, *J* = 8.7, 8.1 Hz); <sup>13</sup>C NMR (DMSO-*d*<sub>6</sub>, 75 MHz) δ 166.0, 161.9, 153.3, 141.6, 134.2, 132.3, 131.5, 131.1, 129.7, 128.8, 128.7, 128.5, 128.4, 127.3, 126.9, 122.8, 119.7, 118.7, 117.9, 48.8; IR (KBr) 3411, 3197, 2363, 1632, 1512, 1336, 1266, 1067, 811, 723 cm<sup>-1</sup>.

***N*-((2-Hydroxynaphthalen-1-yl)(4-chlorophenyl)methyl)acetamide (4i):**<sup>7</sup> Yield 75%; mp 224-226 °C; <sup>1</sup>H NMR (CDCl<sub>3</sub>+DMSO-*d*<sub>6</sub>, 300 MHz) δ 9.41 (1H, s), 7.74 (2H, d, *J* = 8.7 Hz), 7.47 (1H, d, *J* = 7.8 Hz), 7.40 (1H, d, *J* = 9.0 Hz), 7.11 (1H, d, *J* = 7.8, 7.5 Hz), 7.00 (1H, dd, *J* = 7.5, 7.2 Hz), 6.92-6.85 (6H, m), 1.77 (3H, s); <sup>13</sup>C NMR (CDCl<sub>3</sub>+DMSO-*d*<sub>6</sub>, 75 MHz) δ 168.7, 152.4, 140.4, 134.0, 131.6, 130.9, 128.7, 127.8, 127.7, 127.1, 126.0, 122.0, 121.6, 118.0, 117.6, 47.6, 22.4; IR (KBr) 3751, 3395, 2371, 1631, 1520, 1438, 1372, 1332, 1278, 1245, 1175, 1093, 933, 817 cm<sup>-1</sup>.

***N*-((2-Hydroxynaphthalen-1-yl)(4-nitrophenyl)methyl)benzamide (4j):**<sup>25</sup> Yield 62%; mp 235-237 °C; <sup>1</sup>H NMR (CDCl<sub>3</sub>+DMSO-*d*<sub>6</sub>, 300 MHz) δ 9.90 (1H, br), 8.75 (1H, d, *J* = 8.7 Hz), 8.13 (1H, d, *J* = 8.7 Hz), 8.02 (2H, d, *J* = 8.4 Hz), 7.83 (2H, d, *J* = 7.5 Hz), 7.76 (1H, d, *J* = 7.8 Hz), 7.71 (1H, d, *J* = 9.0 Hz), 7.50-7.40 (7H, m), 7.30 (1H, d, *J* = 7.8, 7.2 Hz), 7.23 (1H, d, *J* = 9.0 Hz); <sup>13</sup>C NMR (CDCl<sub>3</sub>+DMSO-*d*<sub>6</sub>, 75 MHz) δ 166.2, 152.7, 149.7, 146.0, 133.5, 131.8, 131.2, 129.6, 128.2, 128.0, 126.8, 126.5, 122.7, 122.6, 121.4, 118.1, 117.0, 48.8; IR (KBr) 3421, 2384, 2278, 1737, 1642, 1519, 1345, 1057, 851, 815, 743, 709 cm<sup>-1</sup>.

***N*-((2-Hydroxynaphthalen-1-yl)(4-nitrophenyl)methyl)acetamide (4k):**<sup>7</sup> Yield 70%; mp 230-234 °C; <sup>1</sup>H NMR (CDCl<sub>3</sub>+DMSO-*d*<sub>6</sub>, 300 MHz) δ 9.73 (1H, br), 8.01-7.92 (4H, m), 7.71 (1H, d, *J* = 8.1 Hz), 7.65 (1H, d, *J* = 8.7 Hz), 7.36 (3H, dd, *J* = 10.8, 8.7 Hz), 7.26-7.13 (3H, m), 2.03 (3H, s); <sup>13</sup>C NMR (CDCl<sub>3</sub>+DMSO-*d*<sub>6</sub>, 75 MHz) δ 169.2, 156.7, 152.6, 149.8, 131.6, 129.2, 127.9, 127.9, 126.4, 126.3, 122.3, 122.2, 121.5, 117.8, 116.9, 47.8, 22.4; IR (KBr) 3394, 1634, 1522, 1442, 1279, 819 cm<sup>-1</sup>.

**Acknowledgments.** This work was supported by the 2012 Yeungnam University Research Grant (212-A-380-048).

## References

- (a) Dingermann, T.; Steinhilber, D.; Folkers, G. In *Molecular Biology in Medicinal Chemistry*; Wiley-VCH: Weinheim, 2004. (b) Juaristi, E. In *Enantioselective Synthesis of  $\beta$ -Amino Acids*; John Wiley & Sons: New York, 1997. (c) Knapp, S. *Chem. Rev.* **1995**, 95, 1859. (d) Wang, Y. F.; Izawa, T.; Kobayashi, S.; Ohno, M. *J. Am. Chem. Soc.* **1982**, 104, 6465. (e) Schen, A. Y.; Tsai, C. T.; Chen, C. I. *Eur. J. Med. Chem.* **1999**, 34, 877.
- (a) Grundke, M.; Himmel, H. M.; Wettwer, E.; Borbe, H. O.; Ravens, U. *J. Cardiovasc. Pharmacol.* **1991**, 18, 918. (b) Atwal, K. S.; Reilly, B. C. O.; Ruby, E. P.; Turk, C. F.; Aberg, G.; Asaad, M. M.; Bergey, J. L.; Moreland, S.; Powell, J. R. *J. Med. Chem.* **1987**, 30, 627. (c) Jum, K. F.; Matthews, W. D. *J. Pharmacol. Exp. Ther.* **1985**, 234, 161.
- Khodaei, M. M.; Khosropour, A. R.; Moghanian, H. *Synlett* **2006**, 916.
- Srihari, G.; Nagaraju, M.; Murthy, M. M. *Helv. Chim. Acta* **2007**, 90, 1497.
- Patil, S. B.; Singh, P. R.; Surpur, M. P.; Samant, S. D. *Ultrason. Sonochem.* **2007**, 14, 515.
- Shaterian, H. R.; Yarahmadi, H.; Ghashang, M. *Bioorg. Med. Chem. Lett.* **2008**, 18, 788.
- Shaterian, H. R.; Amirzadeh, A.; Khorami, F.; Ghashang, M. *Synth. Commun.* **2008**, 38, 2983.
- Selvam, N. P.; Perumal, P. T. *Tetrahedron Lett.* **2006**, 47, 7481.
- Hajipour, A. R.; Ghayeb, Y.; Sheikhan, N.; Ruoho, A. E. *Tetrahedron Lett.* **2009**, 50, 5649.
- Hamid Reza, S.; Fahimeh, K.; Azita, A.; Majid, G. *Chin. J. Chem.* **2009**, 27, 815.
- Das, B.; Kumar, D. N.; Laxminarayana, K.; Ravikanth, B. *Helv. Chim. Acta* **2007**, 90, 1330.
- Shaterian, H. R.; Yarahmadi, H. *Tetrahedron Lett.* **2008**, 49, 1297.
- Tamaddon, F.; Tavakoli, F. *J. Mol. Catal. A-Chem.* **2011**, 337, 52.
- Kumar, A.; Rao, M. S. Ahmad, I.; Bharti, K. *Canadian J. Chem.* **2009**, 87, 714.
- Su, W. K.; Tang, W. Y.; Li, J. J. *J. Chem. Res.* **2008**, 123.
- Wang, M.; Liang, Y.; Zhang, T. T.; Gao, J. J. *Chin. Chem. Lett.* **2012**, 23, 65.
- Hong, M.; Cai, C.; Yi, W. B. *Chin. Chem. Lett.* **2011**, 22, 322.
- Nagarapu, L.; Baseeruddin, M.; Apuri, S.; Kantevari, S. *Catal. Commun.* **2007**, 8, 1729.
- Samantaray, S.; Hota, G.; Mishra, B. G. *Catal. Commun.* **2011**, 12, 1255.
- Nandi, G. C.; Samai, S.; Kumar, R.; Singh, M. S. *Tetrahedron Lett.* **2009**, 50, 7220.
- Kantevari, S.; Vuppapapati, S. V. N.; Nagarapu, L. *Catal. Commun.* **2007**, 8, 1857.
- Zhang, Z.-P.; Wen, J.-M.; Li, J.-H.; Hu, W.-X. *J. Chem. Res.* **2009**, 162.
- (a) Li, W.-F.; Xie, X.-M.; Tao, X.-M.; Ma, X.; Fan, W.-Z.; Li, X.-M.; Zhang, Z.-G. *RSC Advances* **2012**, 2, 3214. (b) Terashima, T.; Ouchi, M.; Ando, T.; Kamigaito, M.; Sawamoto, M. *Macromolecules* **2007**, 40, 3581. (c) Paris, S. I. M.; Lemke, F. R. *Inorg. Chem. Commun.* **2005**, 8, 425. (d) Cho, C. S.; Kim, B. T.; Kim, H.-S.; Kim, T.-J.; Shim, S. C. *Organometallics* **2003**, 22, 3608. (e) Srivastava, V. K.; Shukla, R. S.; Bajaj, H. C.; Jasra, R. V. *J. Mol. Catal. A-Chem.* **2003**, 202, 65. (f) Graban, E.; Lemke, F. R. *Organometallics* **2002**, 21, 3823. (g) Bäckvall, J.-E. *J. Org. Chem.* **2002**, 652, 105. (h) Cho, C. S.; Kim, B. T.; Kim, T.-J.; Shim, S. C. *J. Org. Chem.* **2001**, 66, 9020.
- Wang, M.; Liang, Y. *Monatsh. Chem.* **2011**, 142, 153.
- Rani, V. J.; Suresh, M.; Lavanya, P.; Vani, K. V.; Nagarjuna, B.; Rao, C. V. *Der Pharma Chemica* **2010**, 2, 224.