

Organocatalytic Asymmetric Intramolecular Allylic Substitutions of Morita-Baylis-Hillman Acetates: Synthesis of Chiral 2-(α -Methylene)-Pyrrolidines

Mi-Young Kwak, Su-Hyun Kwon, and Chang-Woo Cho*

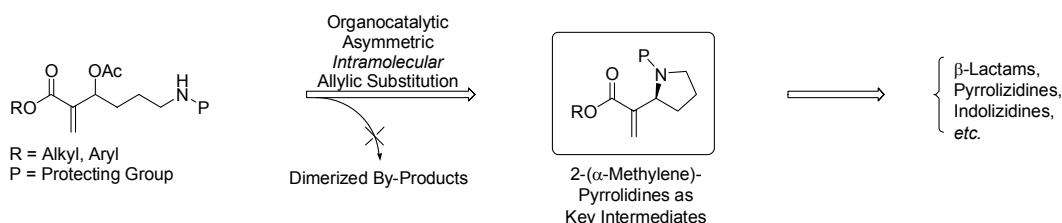
Department of Chemistry, Kyungpook National University, Daegu 702-701, Korea. *E-mail: cwcho@knu.ac.kr
Received September 4, 2009, Accepted September 21, 2009

Key Words: Pyrrolidine, Intramolecular, Asymmetric, Organocatalysis, Allylic substitution

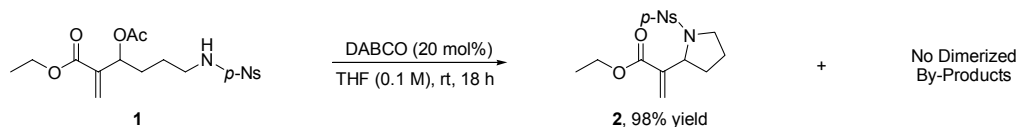
The Morita-Baylis-Hillman (MBH) reaction is a very useful carbon-carbon bond forming reaction and affords α -methylene- β -hydroxy carbonyl compounds, which are versatile intermediates in the synthesis of pharmaceutical and biologically active natural products.¹ Considerable effort has been devoted to the development of MBH reactions that can be applied to the synthesis of biologically potent compounds. Recently, various organocatalytic allylic substitutions, which proceed *via* a tandem S_N2' - S_N2' mechanism, have carried out on MBH acetates with different types of nucleophiles.^{2,3} However, to the best of our knowledge, there is no report on the intramolecular version of the organocatalytic allylic substitutions of MBH acetates, although these reactions afford versatile heterocyclic intermediates for pharmaceutical and natural product synthesis. In this paper,

we report the first example of the intramolecular organocatalytic asymmetric allylic substitutions of MBH acetates containing a protected amine moiety (nucleophile) to obtain various chiral 2-(α -methylene)-pyrrolidine derivatives,⁴ which are important moieties of a large number of pharmaceutical and biologically active natural products (Scheme 1).

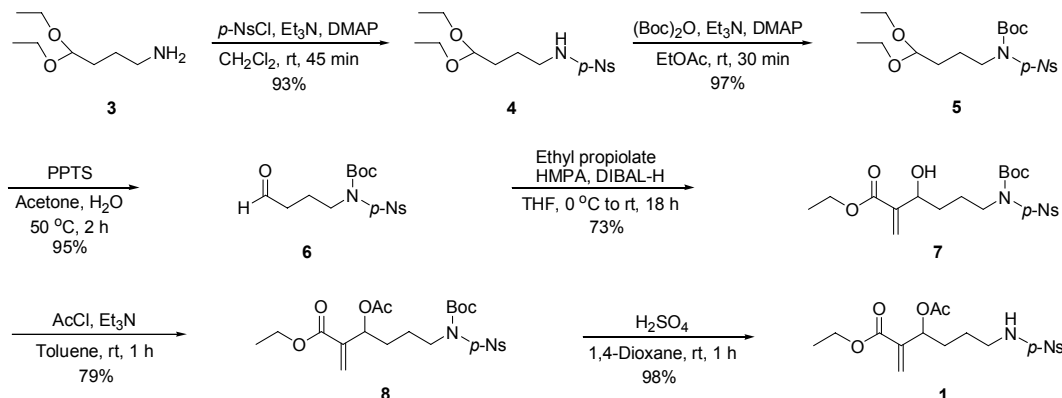
To realize the proposed transformation, MBH acetate **1** is reacted with 20 mol% DABCO in 0.1 M THF to afford the desired 2-(α -methylene)-pyrrolidine derivative **2** in 98% yield *via* a tandem S_N2' - S_N2' mechanism without the formation of any dimerized by-products (Scheme 2). The amine-protecting *p*-nitrobenzenesulfonyl group in the *p*-nitrobenzenesulfonylamine moiety of **1** acts as the substituent for increase of nucleophilicity as well as the good protecting group.



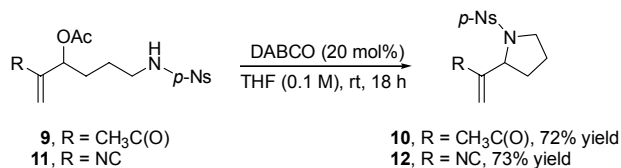
Scheme 1. Organocatalytic asymmetric intramolecular allylic substitutions of MBH acetates.



Scheme 2. DABCO-catalyzed intramolecular allylic substitution of MBH acetate **1**.



Scheme 3. Synthesis of the substrate **1** for the organocatalytic intramolecular allylic substitutions.

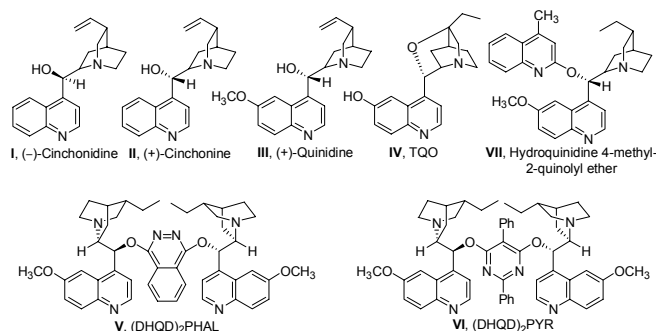


Scheme 4. DABCO-catalyzed intramolecular allylic substitutions of MBH acetates.

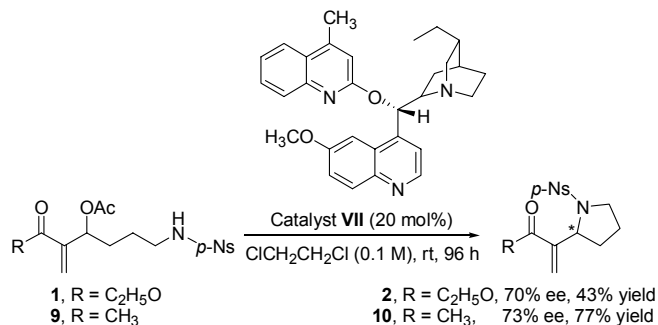
Table 1. Optimization of organocatalytic asymmetric intramolecular allylic substitutions of MBH acetate **1**^a

Entry	Catalyst	Solvent	Yield (%)	Ee (%) ^b
1	I	Toluene	37	1
2	II	Toluene	34	14
3	III	Toluene	40	40
4	IV	Toluene	76	31
5	V	Toluene	31	43
6	VI	Toluene	8	63
7	VII	Toluene	31	65
8	VII	THF	37	18
9	VII	CH ₂ Cl ₂	48	57
10	VII	ClCH ₂ CH ₂ Cl	37	74
11 ^c	VII	ClCH ₂ CH ₂ Cl	43	70

^aProcedure: To a reaction vessel charged with **1** (0.5 mmol, 100 mol%) and catalyst (0.1 mmol, 20 mol%) was added the solvent (10.0 mL, 0.05 M). The reaction was stirred for 96 h, at which point the reaction mixture was evaporated onto silica gel. The product was isolated by silica gel chromatography. ^bEnantiomeric excess was determined by chiral stationary phase HPLC analysis using a Chiralcel OD-H column. ^cReaction was carried out in 0.1 M ClCH₂CH₂Cl.



An effective synthetic route to **1** was adopted to overcome the difficulties involved in the synthesis of this substrate (Scheme 3). Elaboration of commercially available 4-aminobutanal diethyl acetal (**3**) to **1** was achieved in six steps. Sulfonation of **3** with *p*-nitrobenzenesulfonyl chloride in the presence of Et₃N and DMAP in dichloromethane yielded the sulfonamide **4** in 93% yield. The sulfonamide group of **4** had to be protected during its conversion to the aldehyde product, as direct acetal deprotection afforded a carbinolamine as the by-product. Therefore, Boc protection of the amine moiety in **4** was carried out using (Boc)₂O in the presence of Et₃N and DMAP in ethyl acetate to afford the doubly *N*-protected product **5** in 97% yield. Subsequent deprotection of the acetal group of **5** with PPTS in an acetone-water



Scheme 5. Organocatalytic asymmetric intramolecular allylic substitutions of MBH acetates.

at 50 °C afforded the aldehyde **6** in 95% yield.⁵ Synthesis of the allylic alcohol **7** was initially attempted using a MBH coupling protocol of **6** with ethyl acrylate. MBH coupling of **6** with various nucleophilic promoters failed to give the desired allylic alcohol **7** in good yield; however, vinylaluminum of ethyl propiolate and **6** using DIBAL-H and HMPA in THF gave **7** in 73% yield.⁶ Subsequent treatment of **7** with acetyl chloride and Et₃N in toluene afforded the allylic acetate **8** in 79% yield. Finally, removal of Boc from the amine moiety of **8** using sulfuric acid in 1,4-dioxane gave the desired product **1** in 98% yield.

To expand the scope of substrates in the DABCO-catalyzed intramolecular allylic substitutions of MBH acetates, the substitution reactions were carried out under the optimized condition with methyl vinyl ketone-derived substrate **9** and acrylonitrile-derived substrate **11** (Scheme 4). Substrates **9** and **11**, which were prepared according to the synthetic method of substrate **1**, underwent the organocatalytic intramolecular allylic substitutions to afford 2-(α -methylene)-pyrrolidine derivatives **10** and **12**, respectively, in good yields, and no dimerized by-products were formed.

To explore the feasibility of an enantioselective variant, the intramolecular allylic substitutions of **1** in 0.05 M toluene solution were carried out in the presence of a wide variety of chiral organocatalysts (Table 1, entries 1–7), and the best result was obtained with hydroquinidine 4-methyl-2-quinolyl ether (**VII**)⁷ (Table 1, entry 7). Reactions carried out in various solvents (Table 1, entries 7–10) revealed that dichloroethane was the ideal solvent, affording a 74% enantiomeric excess of **2** in 37% yield (Table 1, entry 10). When the concentration of dichloroethane was increased to 0.1 M under the same condition, the yield of **2** was marginally increased to 43%. But the enantiomeric excess of **2** was slightly decreased to 70% (Table 1, entry 11).

To expand the scope of substrates in the organocatalytic asymmetric intramolecular allylic substitutions of MBH acetates, the reaction was performed under the optimized condition using methyl vinyl ketone-derived substrate **9** (Scheme 5). The results showed that **9** underwent the asymmetric intramolecular allylic substitution to afford the chiral 2-(α -methylene)-pyrrolidine derivative **10** in 77% isolated yield and 73% ee; no dimerized by-products were formed in this reaction.⁸

In conclusion, the intramolecular allylic substitution of MBH acetates **1**, **9** and **11** in the presence of DABCO catalyst afforded a series of 2-(α -methylene)-pyrrolidine derivatives as the corresponding intramolecular substitution products in good to excel-

lent yields; the substitution proceeded *via* a tandem $S_N2'-S_N2'$ substitution mechanism, and no dimerized by-products were formed. To the best of our knowledge, there are no reported examples of the organocatalytic intramolecular allylic substitutions of MBH acetates. Therefore, this is the first example of an intramolecular variant of the organocatalytic allylic substitutions of MBH acetates having a protected amine moiety as the nucleophile. The asymmetric version of this substitution reaction using hydroquinidine 4-methyl-2-quinolyl ether (**VII**) as the chiral organocatalyst afforded chiral 2-(α -methylene)-pyrrolidine derivatives **8** and **10** as the corresponding chiral substitution products with up to 74% ee.

Experimental Section

Typical procedure for the asymmetric intramolecular allylic substitutions. To a reaction vessel charged with substrate (0.5 mmol, 100 mol%) and catalyst (0.1 mmol, 20 mol%) was added the solvent (10.0 mL, 0.05 M). The reaction was stirred for 96 h, at which point the reaction mixture was evaporated onto silica gel. The product was isolated by silica gel chromatography. Enantiomeric excess was determined by chiral stationary phase HPLC using a Chiralcel OD-H column.

The spectroscopic data of 1, 2 and 4-12 are as follows. Ethyl 3-acetoxy-2-methylene-6-(4-nitrophenylsulfonamido)hexanoate (1): To a stirred solution of ethyl 3-acetoxy-6-[*N*-(*tert*-butoxycarbonyl)-4-nitrophenylsulfonamido]-2-methylenehexanoate (**8**, 1.44 g, 2.8 mmol) in 1,4-dioxane (10 mL) was added sulfuric acid (1.4 mL, 25.2 mmol) at ambient temperature. After 1 hour, the mixture was extracted with Et₂O and H₂O. The organic layer was washed with brine, dried over Na₂SO₄, and concentrated *in vacuo*. The product was purified by flash column chromatography to afford the compound **1** (1.15 g, 98%) as white solid. mp 51 ~ 53 °C; IR (neat) 3284, 2938, 1717, 1530, 1350, 1165, 1093, 1024, 736 cm⁻¹; ¹H NMR (400 MHz, CDCl₃) δ 8.36 (d, *J* = 8.6 Hz, 2H), 8.06 (d, *J* = 8.6 Hz, 2H), 6.27 (s, 1H), 5.75 (s, 1H), 5.56-5.53 (m, 1H), 5.33-5.30 (m, 1H), 4.21 (q, *J* = 7.2 Hz, 2H), 3.12-2.96 (m, 2H), 2.06 (s, 3H), 1.82-1.49 (m, 4H), 1.30 (t, *J* = 7.1 Hz, 3H); ¹³C NMR (100 MHz, CDCl₃) δ 170.0, 165.3, 150.0, 146.0, 139.6, 128.3, 125.1, 124.4, 70.6, 61.2, 42.6, 31.1, 25.4, 21.0, 14.1; HRMS calcd for [M+1] C₁₇H₂₃O₈N₂S 415.1175, found 415.1178.

Ethyl 2-[1-(4-nitrophenylsulfonyl)pyrrolidin-2-yl]acrylate (2): White solid, mp 130 ~ 131 °C; IR (neat) 3445, 2925, 1701, 1526, 1353, 1297, 1167, 1103, 739 cm⁻¹; ¹H NMR (300 MHz, CDCl₃) δ 8.40-8.37 (m, 2H), 8.05-8.02 (m, 2H), 6.37 (s, 1H), 5.94 (d, *J* = 0.9 Hz, 1H), 4.65 (d, *J* = 4.2 Hz, 1H), 4.28-4.12 (m, 2H), 3.68-3.60 (m, 1H), 3.27-3.17 (m, 1H), 1.90-1.65 (m, 4H), 1.31 (t, *J* = 7.2 Hz, 3H); ¹³C NMR (75 MHz, CDCl₃) δ 165.5, 140.5, 132.1, 128.6, 126.0, 124.4, 61.0, 60.2, 49.3, 32.6, 23.3, 14.1; HRMS calcd for [M+1] C₁₅H₁₉O₆N₂S 355.0964, found 355.0966; HPLC condition to determine enantiomeric excess: chiralcel OD-H column, Hexane/2-Propanol = 80/20, flow rate = 0.8 mL/min, detection wavelength = 254 nm, retention time: 21.9 min (minor isomer), 26.9 min (major isomer).

***N*-(4,4-Diethoxybutyl)-4-nitrobenzenesulfonamide (4):** A solution of *p*-nitrobenzenesulfonyl chloride (4.83 g, 27.0 mmol) in CH₂Cl₂ (45 mL) was added to a vigorously stirred mixture of

4-aminobutyraldehyde diethyl acetal (**3**, 6.58 g, 29.1 mmol), triethylamine (4.52 mL, 32.4 mmol) and 4-(dimethylamino)pyridine (1.32 g, 10.8 mmol) in CH₂Cl₂ (45 mL). After 45 min, the mixture was quenched with sat. aq. NH₄Cl and extracted with CH₂Cl₂. The organic layer was washed with brine, dried over MgSO₄, and concentrated *in vacuo*. The product was purified by flash column chromatography to afford the compound **4** (8.69 g, 93%) as white solid. mp 72 ~ 73 °C; IR (neat) 3233, 2981, 2886, 1533, 1343, 1103, 1034, 855, 736 cm⁻¹; ¹H NMR (400 MHz, CDCl₃) δ 8.34 (d, *J* = 8.8 Hz, 2H), 8.03 (d, *J* = 8.8 Hz, 2H), 5.51 (t, *J* = 5.5 Hz, 1H), 4.41 (t, *J* = 4.8 Hz, 1H), 3.60 (m, 2H), 3.43 (m, 2H), 3.02 (m, 2H), 1.58 (m, 4H), 1.16 (t, *J* = 7.2 Hz, 6H); ¹³C NMR (100 MHz, CDCl₃) δ 149.9, 146.1, 128.5, 128.2, 124.3, 102.4, 61.9, 43.2, 30.9, 24.2, 15.2; HRMS calcd for [M+Na] C₁₄H₂₂O₆N₂SNa 369.1096, found 369.1092.

***tert*-Butyl 4,4-diethoxybutyl(4-nitrophenylsulfonyl)carbamate (5):** A solution of di-*tert*-butyldicarbonate (4.67 g, 21.4 mmol) in ethyl acetate (5.0 mL) was added to a stirred mixture of *N*-(4,4-diethoxybutyl)-4-nitrobenzenesulfonamide (**4**, 3.70 g, 10.7 mmol), triethylamine (1.80 mL, 12.8 mmol) and 4-(dimethylamino)pyridine (1.57 g, 12.8 mmol) in ethyl acetate (6.0 mL) at ambient temperature. After 30 min, the mixture was quenched with aq. 2.0 M HCl and extracted with ethyl acetate. The organic layer was washed with brine, dried over MgSO₄, and concentrated *in vacuo*. The product was purified by flash column chromatography to afford the compound **5** (4.69 g, 97%) as white solid. mp 57 ~ 58 °C; IR (neat) 2983, 1720, 1531, 1353, 1283, 1157, 1082, 852, 743, 716 cm⁻¹; ¹H NMR (400 MHz, CDCl₃) δ 8.35 (d, *J* = 9.2 Hz, 2H), 8.10 (d, *J* = 8.8 Hz, 2H), 4.52 (t, *J* = 5.4 Hz, 1H), 3.86 (t, *J* = 7.4 Hz, 2H), 3.65 (m, 2H), 3.50 (m, 2H), 1.83 (m, 2H), 1.64 (m, 2H), 1.35 (s, 9H), 1.21 (t, *J* = 7.2 Hz, 6H); ¹³C NMR (100 MHz, CDCl₃) δ 150.4, 150.2, 145.7, 129.3, 124.4, 123.9, 102.4, 85.1, 61.4, 47.2, 30.7, 27.8, 25.4, 15.3; HRMS calcd for [M+Na] C₁₉H₃₀O₈N₂SNa 469.1621, found 469.1617.

***tert*-Butyl 4-nitrophenylsulfonyl(4-oxobutyl)carbamate (6):** A solution of pyridinium *p*-toluenesulfonate (0.16 g, 0.46 mmol) in water (1.5 mL) was added to a solution of *tert*-butyl 4,4-diethoxybutyl(4-nitrophenylsulfonyl)carbamate (**5**, 2.04 g, 4.57 mmol) in acetone (6.0 mL). The resulting mixture was warmed to 50 °C and maintained at that temperature until TLC indicated consumption of starting material (usually *ca.* 2 h). The acetone was removed *in vacuo* and the aqueous residue was extracted with Et₂O. The organic layer was washed with H₂O, dried over MgSO₄, and concentrated *in vacuo*. The product was purified by flash column chromatography to afford the compound **6** (1.61 g, 95%) as white solid. mp 79 ~ 80 °C; IR (neat) 3425, 3107, 1723, 1532, 1351, 1284, 1141, 1085, 744 cm⁻¹; ¹H NMR (300 MHz, CDCl₃) δ 9.82 (d, *J* = 1.2 Hz, 2H), 8.38-8.35 (m, 2H), 8.11-8.08 (m, 2H), 3.87 (t, *J* = 7.2 Hz, 2H), 2.60 (t, *J* = 7.2 Hz, 2H), 2.11-2.06 (m, 2H), 1.36 (s, 9H); ¹³C NMR (75 MHz, CDCl₃) δ 221.3, 200.7, 150.3, 145.5, 129.2, 123.9, 85.5, 46.6, 40.5, 27.8, 22.5; HRMS calcd for [M+1] C₁₅H₂₁O₇N₂S 373.1069, found 373.1072.

Ethyl 6-[*N*-(*tert*-butoxycarbonyl)-4-nitrophenylsulfonamido]-3-hydroxy-2-methylenehexanoate (7): To a stirred suspension of hexamethylphosphoramide (3.1 mL, 17.6 mmol) in anhydrous THF (88 mL) was added diisobutylaluminum hydride (1.0 M solution in hexanes, 13.2 mL, 13.2 mmol) at 0 °C and the

mixture stirred for 0.5 h. Ethyl propiolate (0.89 mL, 8.8 mmol) was added, and the mixture was stirred at 0 °C for 1 h, followed by the addition of *tert*-butyl 4-nitrophenylsulfonyl(4-oxobutyl) carbamate (**6**, 3.28 g, 8.8 mmol). The mixture was warmed to room temperature and stirred for 18 h. The mixture was quenched with aq. 1.0 M HCl and extracted with Et₂O. The combined ether layers were washed with brine and dried over MgSO₄. Removal of the solvents and purification by column chromatography over silica gel provided the compound **7** (3.03 g, 73%) as colorless oil. IR (neat) 3545, 2981, 1732, 1534, 1351, 1283, 1153, 1086, 742 cm⁻¹; ¹H NMR (300 MHz, CDCl₃) δ 8.37-8.34 (m, 2H), 8.11-8.08 (m, 2H), 6.25 (s, 1H), 5.82 (d, *J* = 1.2 Hz, 1H), 4.46-4.42 (m, 1H), 4.23 (q, *J* = 7.2 Hz, 2H), 3.88 (t, *J* = 7.2 Hz, 2H), 2.75 (d, *J* = 7.2 Hz, 1H), 2.10-1.60 (m, 4H), 1.34 (s, 9H), 1.31 (t, *J* = 6.9 Hz, 3H); ¹³C NMR (75 MHz, CDCl₃) δ 166.4, 150.4, 150.2, 145.7, 142.2, 129.2, 125.0, 123.9, 85.1, 71.1, 60.9, 47.1, 32.9, 27.8, 26.5, 14.1; HRMS calcd for [M+Na] C₂₀H₂₈O₉N₂Na 495.1413, found 495.1416.

Ethyl 3-acetoxy-6-[*N*-(*tert*-butoxycarbonyl)-4-nitrophenylsulfonamido]-2-methylenehexanoate (8**):** To a stirred solution of ethyl 6-[*N*-(*tert*-butoxycarbonyl)-4-nitrophenylsulfonamido]-3-hydroxy-2-methylenehexanoate (**7**, 3.07 g, 6.5 mmol) in toluene (22 mL) was added acetyl chloride (1.11 mL, 15.6 mmol) and triethylamine (1.81 mL, 13 mmol) at ambient temperature. After 1 hour, the mixture was quenched with sat. aq. NH₄Cl and extracted with ethyl acetate. The organic layer was washed with brine, dried over MgSO₄, and concentrated *in vacuo*. The product was purified by flash column chromatography to afford the compound **8** (2.64 g, 79%) as colorless oil. IR (neat) 2981, 1733, 1535, 1369, 1235, 1154, 1086, 742 cm⁻¹; ¹H NMR (300 MHz, CDCl₃) δ 8.37-8.34 (m, 2H), 8.10-8.07 (m, 2H), 6.31 (s, 1H), 5.78 (s, 1H), 5.67-5.63 (m, 1H), 4.23 (q, *J* = 7.2 Hz, 2H), 3.83 (t, *J* = 6.3 Hz, 2H), 2.10 (s, 3H), 1.89-1.71 (m, 4H), 1.34 (s, 9H), 1.30 (t, *J* = 6.9 Hz, 3H); ¹³C NMR (75 MHz, CDCl₃) δ 169.8, 165.1, 150.3, 145.6, 139.7, 129.2, 125.1, 123.9, 85.2, 71.0, 60.9, 47.0, 31.1, 27.5, 26.0, 21.0, 14.0; HRMS calcd for [M+1] C₂₂H₃₁O₁₀N₂S 515.1699, found 515.1696.

5-Methylene-1-(4-nitrophenylsulfonamido)-6-oxoheptan-4-yl acetate (9**):** Pale yellow solid, mp 95 ~ 96 °C; IR (neat) 3278, 2932, 1734, 1674, 1532, 1353, 1244, 1164, 857, 742 cm⁻¹; ¹H NMR (400 MHz, CDCl₃) δ 8.38-8.35 (m, 2H), 8.08-8.06 (m, 2H), 6.15 (s, 1H), 5.98 (d, *J* = 1.5 Hz, 2H), 5.55-5.53 (m, 1H), 5.13 (t, *J* = 5.7 Hz, 1H), 3.05-3.02 (m, 2H), 2.34 (s, 3H), 2.06 (s, 3H), 1.70-1.49 (m, 4H); ¹³C NMR (100 MHz, CDCl₃) δ 198.5, 170.0, 150.0, 147.7, 146.0, 128.3, 125.4, 124.4, 69.8, 42.5, 31.4, 25.9, 25.5, 21.0; HRMS calcd for [M+1] C₁₆H₂₁O₇N₂S 385.1069, found 385.1067.

3-[1-(4-Nitrophenylsulfonyl)pyrrolidin-2-yl]but-3-en-2-one (10**):** White solid, mp 174 ~ 175 °C; IR (neat) 3446, 2958, 1666, 1530, 1349, 1169, 1090, 856, 736 cm⁻¹; ¹H NMR (400 MHz, CDCl₃) δ 8.40 (d, *J* = 8.6 Hz, 2H), 8.03 (d, *J* = 8.8 Hz, 2H), 6.28 (s, 1H), 6.22 (d, *J* = 1.0 Hz, 1H), 4.71-4.62 (m, 1H), 3.68-3.63 (m, 1H), 3.20-3.14 (m, 1H), 1.81-1.72 (m, 2H), 1.67-1.57 (m, 2H); ¹³C NMR (100 MHz, CDCl₃) δ 198.7, 150.1, 148.6, 142.7, 128.7, 126.7, 124.4, 59.2, 49.4, 32.9, 26.3, 23.4; HRMS calcd for [M+1] C₁₄H₁₇O₅N₂S 325.0858, found 325.0861; HPLC condition to determine enantiomeric excess: chiralcel OD-H column, Hexane/EtOH = 85/15, flow rate = 0.8 mL/min, de-

tection wavelength = 254 nm, retention time: 24.5 min (minor isomer), 28.3 min (major isomer).

2-Cyano-6-(4-nitrophenylsulfonamido)hex-1-en-3-yl acetate (11**):** Colorless oil, IR (neat) 3435, 2963, 1746, 1532, 1351, 1261, 1164, 1094, 1023, 801 cm⁻¹; ¹H NMR (300 MHz, CDCl₃) δ 8.39 (d, *J* = 8.7 Hz, 2H), 8.06 (d, *J* = 8.7 Hz, 2H), 6.07 (s, 1H), 6.01 (s, 1H), 5.30-5.25 (m, 1H), 5.12 (t, *J* = 6.0 Hz, 1H), 3.09-3.02 (m, 2H), 2.10 (s, 3H), 1.89-1.77 (m, 2H), 1.65-1.52 (m, 2H); ¹³C NMR (75 MHz, CDCl₃) δ 169.8, 150.1, 145.7, 133.2, 128.2, 124.5, 122.1, 115.9, 72.2, 42.5, 29.8, 25.2, 20.8; HRMS calcd for [M+Na] C₁₅H₁₇O₆N₃Na 390.0736, found 390.0732.

2-[1-(4-Nitrophenylsulfonyl)pyrrolidin-2-yl]acrylonitrile (12**):** White solid, mp 128 ~ 129 °C; IR (neat) 3435, 3107, 2887, 2230, 1607, 1533, 1355, 1161, 1090, 858, 739 cm⁻¹; ¹H NMR (400 MHz, CDCl₃) δ 8.40 (d, *J* = 8.6 Hz, 2H), 8.04 (d, *J* = 8.6 Hz, 2H), 6.09 (s, 1H), 6.03 (s, 1H), 4.45-4.39 (m, 1H), 3.62-3.51 (m, 1H), 3.50-3.39 (m, 1H), 2.15-1.93 (m, 3H), 1.92-1.77 (m, 1H); ¹³C NMR (100 MHz, CDCl₃) δ 150.3, 143.8, 131.9, 128.5, 124.5, 123.9, 116.6, 61.9, 49.2, 32.0, 24.0; HRMS calcd for [M] C₁₃H₁₃O₄N₃S 307.0627, found 307.0629.

Acknowledgments. This research was supported by Kyungpook National University Research Fund, 2007.

References and Notes

- Basavaiah, D.; Rao, A. J.; Satyanarayana, T. *Chem. Rev.* **2003**, *103*, 811.
- For allylic substitutions of MBH acetates catalyzed by *N*-based catalysts, See: (a) Ciclosi, M.; Fava, C.; Galeazzi, R.; Orena, M.; Sepulveda-Arques, J. *Tetrahedron Lett.* **2002**, *43*, 2199. (b) Kim, J. N.; Lee, H. J.; Gong, J. H. *Tetrahedron Lett.* **2002**, *43*, 9141. (c) Galeazzi, R.; Martelli, G.; Orena, M.; Rinaldi, S. *Synthesis* **2004**, 2560. (d) Du, Y.; Han, X.; Lu, X. *Tetrahedron Lett.* **2004**, *45*, 4967. (e) Kwon, S.-H.; Cho, C.-W. *Bull. Korean Chem. Soc.* **2008**, *29*, 1835.
- For allylic substitutions of MBH acetates catalyzed by *P*-based catalysts, See: (a) Cho, C.-W.; Kong, J.-R.; Krische, M. J. *Org. Lett.* **2004**, *6*, 1337. (b) Cho, C.-W.; Krische, M. J. *Angew. Chem. Int. Ed.* **2004**, *43*, 6689. (c) Park, H.; Cho, C.-W.; Krische, M. J. *J. Org. Chem.* **2006**, *71*, 7892. (d) Zhang, T.-Z.; Dai, L.-X.; Hou, X.-L. *Tetrahedron: Asymmetry* **2007**, *18*, 1990. (e) Jiang, Y.-Q.; Shi, Y.-L.; Shi, M. J. *Am. Chem. Soc.* **2008**, *130*, 7202.
- (a) Numata, A.; Ibrika, T. *The Alkaloids*; Brossi, A., Ed.; Academic Press: New York, 1987; Vol. 31, Chapter 6. (b) Liddell, J. R. *Nat. Prod. Rep.* **1999**, *16*, 499. (c) O'Hagan, D. *Nat. Prod. Rep.* **2000**, *17*, 435. (d) Burgess, K.; Henderson, I. *Tetrahedron* **1992**, *48*, 4045. (e) Michael, J. P. *Nat. Prod. Rep.* **2005**, *22*, 603. (f) Chandrasekhar, S.; Saritha, B.; Jagdeshwar, V.; Prakash, S. J. *Tetrahedron: Asymmetry* **2006**, *17*, 1380.
- Macdonald, S. J. F.; Belton, D. J.; Buckley, D. M.; Spooner, J. E.; Anson, M. S.; Harrison, L. A.; Mills, K.; Upton, R. J.; Dowle, M. D.; Smith, R. A.; Molloy, C. R.; Risley, C. J. *Med. Chem.* **1998**, *41*, 3919.
- Ramachandran, P. V.; Rudd, M. T.; Burghardt, T. E.; Reddy, M. V. R. *J. Org. Chem.* **2003**, *68*, 9310.
- As the chiral ligand of OsO₄-catalyzed asymmetric dihydroxylation reaction, See: (a) Mortensen, M. S.; Osbourn, J. M.; O'Doherty, G. A. *Org. Lett.* **2007**, *9*, 3105. (b) Ahmed, M. M.; Mortensen, M. S.; O'Doherty, G. A. *J. Org. Chem.* **2006**, *71*, 7741. (c) Reisch, J.; Voerste, A. A. W. *J. Chem. Soc., Perkin Trans. 1* **1994**, 3251.
- In the case of the substrate **11**, the asymmetric intramolecular allylic substitution afforded the corresponding product **12** in 58% yield and only 6% enantiomeric excess.