

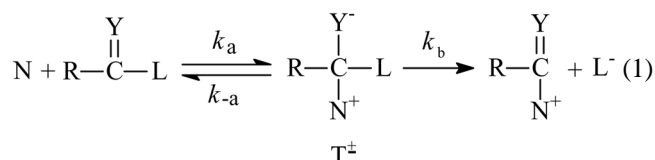
## Kinetics and Mechanism of the Aminolysis of Aryl Dithiocyclopentanecarboxylates in Acetonitrile

Kook Sun Jeong and Hyuck Keun Oh\*

Department of Chemistry and Research Institute of Physics and Chemistry, Chonbuk National University,  
Chonju 561-756, Korea. \*E-mail: ohkeun@chonbuk.ac.kr  
Received December 3, 2007

**Key Words :** Nucleophilic substitution, Acyl transfer reaction, Cross-interaction constant, Kinetic isotope effects, Stepwise mechanism

The two common mechanisms for the aminolysis of carbonyl, **I**, and thiocarbonyl, **II**, esters and carbonates are (i) concerted through a tetrahedral transition state (TS) and (ii) stepwise through a tetrahedral intermediate.<sup>1</sup> The latter reaction pathway can be described by eq. (1), where R and L are nonleaving and leaving groups, and N represents an amine and Y is either O (**I**) or S (**II**). A nonlinear Brönsted



plot results from a change in the rate-determining step, from that of  $k_b$  at low amine basicity (with  $\beta_{\text{nuc}} \geq 0.8$ ) to that of  $k_a$  at high amine basicity (with  $\beta_{\text{nuc}} \leq 0.3$ ). Applying the steady-state condition to  $\text{T}^\ddagger$  in eq. (1), the equation  $k_{\text{N}} = k_a k_b / (k_{-a} + k_b) \equiv (k_a/k_{-a}) \times k_b = K \cdot k_b$  is obtained, and this accounts for the change in the rate-determining step at  $\text{pK}_a^\circ$  where  $k_{-a} = k_b$  applies. The aminolysis mechanisms naturally depend on Y, R, L, N in eq. (1) and solvent. Fixing L (= SC<sub>6</sub>H<sub>4</sub>Z) and solvent (acetonitrile), we recently found interesting mechanistic changeover due to changes in Y (O or S)<sup>2</sup>, N (benzylamines or anilines)<sup>2,3</sup> and R (CH<sub>3</sub>, C<sub>6</sub>H<sub>5</sub>CH<sub>2</sub>, C<sub>6</sub>H<sub>5</sub> or C<sub>2</sub>H<sub>5</sub>O).<sup>2-5</sup> For example, change of Y from O to S resulted in lowering of  $\text{pK}_a^\circ$  for R = CH<sub>3</sub> and C<sub>6</sub>H<sub>5</sub> so that the rate-limiting step of the aminolysis for carbonyl esters, **I**, with benzylamines<sup>2a,b</sup> changed from expulsion of thiolate anion, ArS<sup>-</sup>, from  $\text{T}^\ddagger$  (with  $\beta_{\text{nuc}} = \beta_{\text{X}} = 1.36$  and 1.86, and  $\rho_{\text{XZ}} > 0$ ) to formation of  $\text{T}^\ddagger$  (with  $\beta_{\text{X}} = 0.55$  and 0.63 and  $\rho_{\text{XZ}} > 0$ ) for thiocarbonyl esters,<sup>2c,d</sup> **II**. The aminolysis of all the carbonyl (**I**) series except for R = C<sub>2</sub>H<sub>5</sub>O (concerted, with  $\rho_{\text{XZ}} < 0$ ) proceeds through the stepwise path with rate-limiting expulsion of the leaving group (with  $\beta_{\text{X}} = 1.36$ -2.11 and  $\rho_{\text{XZ}} > 0$ ).

Other criteria for this mechanistic change are the sign reversal of the cross-interaction constant,<sup>6</sup>  $\rho_{\text{XZ}}$  in eqs. (2) where X and Z denote substituents in the nucleophile (amine) and leaving group respectively, from positive

$$\log(k_{\text{XZ}}/k_{\text{HH}}) = \rho_{\text{X}}\sigma_{\text{X}} + \rho_{\text{Z}}\sigma_{\text{Z}} + \rho_{\text{XZ}}\sigma_{\text{X}}\sigma_{\text{Z}} \quad (2a)$$

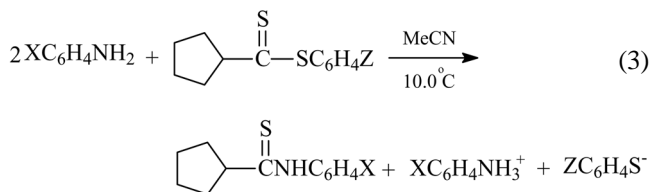
$$\rho_{\text{XZ}} = \partial\rho_{\text{X}}/\partial\sigma_{\text{Z}} = \partial\rho_{\text{Z}}/\partial\sigma_{\text{X}} \quad (2b)$$

( $\rho_{\text{XZ}} > 0$ ) to negative at  $\text{pK}_a^\circ$  as the amine basicity is

increased, and from adherence to failure of the reactivity-selectivity principle (RSP).<sup>6</sup>

The aminolysis of dithio esters and carbonates, **II**, has been studied in aqueous and acetonitrile solutions.<sup>5</sup> An important advantage of using acetonitrile medium is that there are no complications arising from a kinetically important proton transfer from  $\text{T}^\ddagger$  to the amine.

As an extension of our work on the aminolysis of dithio esters in acetonitrile, we now examine the reactions of anilines (ANs) with aryl dithiocyclopentanecarboxylates at 10.0 °C, eq. (3). We are interested in the effects of the acyl group, R, and the amines on the mechanism, especially on the sign and magnitude of the cross-interaction constant,  $\rho_{\text{XZ}}$  in eqs. (2).



### Results and Discussion

The reactions studied in this work followed the rate law described by eqs. (4) and (5), where S and N represent the substrate and nucleophile, aniline, and  $k_{\text{N}}$  is the rate constant for aminolysis of the substrate. The values of  $k_{\text{N}}$  were

$$\text{Rate} = k_{\text{obs}} [\text{S}] \quad (4)$$

$$k_{\text{obs}} = k_{\text{N}} [\text{N}] \quad (5)$$

obtained as the slopes of plots of  $k_{\text{obs}}$  against [N], and are summarized in Tables 1 for aryl dithiocyclopentanecarboxylates. In Table 1, the selectivity parameters,  $\rho_{\text{X}}$ ,  $\beta_{\text{X}}$ ,  $\rho_{\text{Z}}$ ,  $\beta_{\text{Z}}$  and  $\rho_{\text{XZ}}$ , are also shown. In the determination of Brönsted coefficients, structurally similar amines are known to change in parallel with the  $\text{pK}_a(\text{H}_2\text{O})$  values<sup>5a,7</sup> so that the  $\beta_{\text{X}}$  ( $\beta_{\text{nuc}}$ ) values are considered reliable. Although the absolute  $\beta_{\text{Z}}$  values may not be reliable, the comparison of  $\beta_{\text{Z}}$  values for different series of substrates is justified since we have determined the  $\beta_{\text{Z}}$  values in the same reaction medium, acetonitrile. Relatively large magnitudes of  $\rho_{\text{X}}$  and  $\rho_{\text{Z}}$  values for the aminolysis seems to support a stepwise mechanism

**Table 1.** The Second Order Rate Constants,  $k_N \times 10^3 \text{ dm}^3 \text{ mol}^{-1} \text{ s}^{-1}$  for the Reactions of Z-Aryl Dithiocyclopentanecarboxylates with X-Anilines in Acetonitrile at 10.0 °C

X	Z				$\rho_Z^a$	$\beta_Z^b$
	p-Me	H	p-Cl	p-Br		
p-OMe	11.4 <sup>c</sup> 7.78 5.36 <sup>d</sup>	22.1	155	260 182 125	3.42 ± 0.07	-1.41 ± 0.01
p-Me	4.42	14.7	108	129	3.03 ± 0.06	-1.50 ± 0.03
H	2.24	7.59	63.5	77.9	3.82 ± 0.07	-1.57 ± 0.02
p-Cl	0.708	2.94	30.1	40.8	4.31 ± 0.08	-1.76 ± 0.04
m-Cl	0.778 0.537 0.365	2.29	24.0	49.7 34.8 24.0	4.40 ± 0.09	-1.78 ± 0.04
$\rho_X^e$	-2.19 ± 0.06	-1.87 ± 0.05	-1.53 ± 0.04	-1.37 ± 0.03	$\rho_{XZ}^f =$	1.87 ± 0.07
$\beta_X^g$	0.76 ± 0.04	0.65 ± 0.02	0.53 ± 0.02	0.47 ± 0.02		

<sup>a</sup>The  $\sigma$  values were taken from C. Hansch, A. Leo, and R. W. Taft, *Chem. Rev.* **1991**, 91, 165. Correlation coefficients were better than 0.995 in all cases.<sup>b</sup>The pKa values were taken from ed., J. Buckingham, *Dictionary of Organic Chemistry*, Chapman and Hall, New York, 1982, 5th, ed. Z=p-Br was excluded from the Brønsted plot for  $\beta_Z$  due to an unreliable pKa values. Correlation coefficients were better than 0.998 in all cases. <sup>c</sup>At 20 °C. <sup>d</sup>At 0.0 °C. <sup>e</sup>The source of  $\sigma$  is the same as for footnote a. Correlation coefficients were better than 0.995 in all cases. <sup>f</sup>Correlation coefficients was 0.996. <sup>g</sup>The pKa values were taken from: *Introduction to Organic Chemistry*, A. Streitwiser, Jr and C. h. Heathcock, Third Edition, **1989**, p 693, Macmillan Publishing Co., New York. Correlation coefficients were better than 0.997 in all cases.**Table 2.** Rates ( $k_N/\text{dm}^3 \text{ mol}^{-1} \text{ s}^{-1}$ ) and Selectivity Parameters ( $\rho_X$ ,  $\beta_X$ ,  $\rho_Z$ ,  $\beta_Z$ , and  $\rho_{XZ}$ ) for the Aminolysis of Dithioesters [RC(=S)SC<sub>6</sub>H<sub>4</sub>Z] with Anilines (XC<sub>6</sub>H<sub>4</sub>NH<sub>2</sub>) in Acetonitrile

Entry	R	$k_N^a$	$\rho_X^b$	$\beta_X^b$	$\rho_Z^c$	$\beta_Z^c$	$\rho_{XZ}^d$	Ref.
1	CH <sub>3</sub>	$9.46 \times 10^{-4}$ (50.0 °C)	-3.05	0.84	1.90	-0.81	0.58	2d
2	Cyclopentyl	$7.59 \times 10^{-3}$ (10.0 °C)	-1.87	0.65	3.82	-1.57	1.87	This work
3	C <sub>6</sub> H <sub>5</sub> CH <sub>2</sub>	$2.76 \times 10^{-4}$ (45.0 °C)	-2.64	0.93	2.72	-1.10	1.41	3b
4	C <sub>6</sub> H <sub>5</sub>	$2.85 \times 10^{-3}$ (55.0 °C)	-2.86	1.03	2.26	-0.76	0.60	3a
5	C <sub>2</sub> H <sub>5</sub> O	$1.71 \times 10^{-2}$ (30.0 °C)	-1.46	0.54	0.45	-0.19	-0.56	4b

<sup>a</sup>For X = Y = Z = H. <sup>b</sup>for Z = H. <sup>c</sup>For X = H. <sup>d</sup>For Y = H when Y is varied.

with rate limiting expulsion of the aryl thiolate group. In order to facilitate comparisons of rates and selectivity parameters between different substrates, (for different R groups), we have summarized them in Table 2. First of all, the aminolysis of *O*-ethyl *S*-aryl dithiocarbonates<sup>4b</sup> (R = C<sub>2</sub>H<sub>5</sub>O) has been reported to proceed concertedly based on (i) small magnitude of  $\beta_X$  (= 0.5) and  $\beta_Z$  (= -0.2) values relative to those reacting stepwise with large  $\beta_X$  ( $\geq 0.7$ ) and  $-\beta_Z$  ( $\leq -0.8$ )<sup>1,8</sup> and (ii) negative  $\rho_{XZ}$  ( $< 0$ ).<sup>6c</sup> For the rest of Rs (entries 1-4), the same mechanism applies with positive  $\rho_{XZ}$ , large magnitude of  $\beta_X$  and  $\beta_Z$ , and adherence to the reactivity-selectivity principle (RSP),<sup>6,9</sup> *i.e.*, rate-limiting expulsion of thiolate anion (ArS<sup>-</sup>) leaving group from the tetrahedral intermediate, T<sup>±</sup>. Reference to Table 2 reveals that the rate is the fastest ( $k_N$  is the greatest) with R = c-C<sub>5</sub>H<sub>9</sub> among the four stepwise reaction series (entries 1-4). Albeit exact comparison is difficult due to the  $k_N$  values determined at different temperatures, approximate rate order is R = c-C<sub>5</sub>H<sub>9</sub> ( $\sigma^* = -0.15$ ) > CH<sub>3</sub> (0.0) > C<sub>6</sub>H<sub>4</sub>CH<sub>2</sub> (+0.22) > C<sub>6</sub>H<sub>5</sub> (+0.60) which is the order of decreasing electron donating ability of the R group represented by the Taft  $\sigma^*$  scale<sup>10</sup> as shown in the parenthesis. This is quite reasonable in view of the rate-limiting expulsion of ArS<sup>-</sup> group from T<sup>±</sup>, since in the tetrahedral structure only the inductive effect is expected to apply and the greater the electron donation by R, the greater will be the leaving ability of ArS<sup>-</sup> group ( $k_b$ ). If the electronic effect of R were predominant in the bond formation

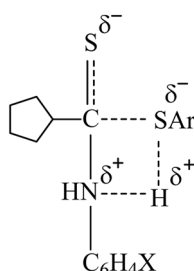
step ( $k_a$ ), then the rate sequence should have been in the reverse order since a stronger electron acceptor R will lead to a stronger positive charge on the carbonyl carbon in the substrate.

An important aspect we note in Tables 2 is that the magnitude of  $\rho_{XZ}$  is unusually large ( $\rho_{XZ} = 1.87$ ) for R = c-C<sub>5</sub>H<sub>9</sub> (entry 2). The size of  $\rho_{XZ}$  is considered to represent the intensity of interaction in the TS<sup>6</sup> between the two substituents in the nucleophile (X) and leaving group (Z), and hence the larger the  $\rho_{XZ}$ , the stronger is the interaction, *i.e.*, the closer is the two fragments, the nucleophile and leaving group, in the TS.

The kinetic isotope effects involving deuterated amine nucleophile (XC<sub>6</sub>H<sub>4</sub>ND<sub>2</sub>),  $k_H/k_D$ , have been determined<sup>6b</sup> in acetonitrile as shown in Table 3. We note that the  $k_H/k_D$  values are significantly greater than unity so that constitute primary kinetic isotope effects. The amine proton shift is implicated by these greater than unity  $k_H/k_D$  values.<sup>6b</sup> Thus we propose that deprotonation of an amine hydrogen takes place concurrently with the expulsion of the thiophenolate anion,  $k_b$ , as shown in Scheme 1. In the proposed TS structure, the leaving group departure is assisted by partial protonation and therefore the difficulty in forming C=S bond may be partially alleviated. This could explain the relatively insignificant effect of substitution of S<sup>-</sup> for O<sup>-</sup> discussed. Since the positive  $\rho_{XZ}$  should require a greater degree of leaving group departure ( $\delta\rho_Z > 0$ ) and a greater degree of

**Table 3.** The Secondary Kinetic Isotope Effects for the Reactions of Z-Aryl Dithiocyclopentanecarboxylates with Deuterated X-Anilines in Acetonitrile at 10.0 °C

X	Z	$k_H \times 10^3 (\text{M}^{-1}\text{s}^{-1})$	$k_D \times 10^3 (\text{M}^{-1}\text{s}^{-1})$	$k_H/k_D$
<i>p</i> -OMe	<i>p</i> -Me	7.78(±0.05)	4.52(±0.04)	$1.72 \pm 0.02^a$
<i>p</i> -OMe	H	22.1(±0.30)	13.8(±0.12)	$1.60 \pm 0.02$
<i>p</i> -OMe	<i>p</i> -Cl	155(±4.00)	106(±2.55)	$1.45 \pm 0.04$
<i>p</i> -OMe	<i>p</i> -Br	182(±4.80)	142(±3.25)	$1.28 \pm 0.03$
<i>p</i> -Cl	<i>p</i> -Me	0.708(±0.01)	0.418(±0.008)	$1.69 \pm 0.02$
<i>p</i> -Cl	H	2.94(±0.04)	1.89(±0.03)	$1.53 \pm 0.03$
<i>p</i> -Cl	<i>p</i> -Cl	30.1(±0.60)	21.8(±0.55)	$1.38 \pm 0.03$
<i>p</i> -Cl	<i>p</i> -Br	40.8(±0.75)	32.6(±0.65)	$1.25 \pm 0.02$

<sup>a</sup>Standard deviations.**Scheme 1**

bond formation ( $\delta\rho_X > 0 \rightarrow \delta\rho_X < 0$ ) with a weaker nucleophile ( $\delta\sigma_X > 0$ ) and nucleofuge ( $\delta\sigma_Z < 0$ ) respectively in accordance with aryl phenyldithioacetate,<sup>6</sup> larger  $k_H/k_D$  values *i.e.*, greater degree of proton transfer with X = *p*-Cl than with X = *p*-OMe, and with Z = *p*-Me than with Z = *p*-Br (or Z = *p*-Cl), are consistent with the expected trends in both cases (Table 3).<sup>6b</sup> Alternatively, proton transfer can occur from the  $\text{NH}^+$  to an anionic (thiocarbonyl) sulfur atom, which could still be rate-limiting since the neutral intermediate should breakdown rapidly to give a tautomer of the ultimate thioamide product.<sup>9</sup>

This interpretation based on the proposed TS structure is also supported by the activation parameters in Table 4. The relatively low activation enthalpies,  $\Delta H^\ddagger$ , and relatively large negative activation entropies,  $\Delta S^\ddagger$ , are in line with the concurrent proton transfer and leaving group expulsion in the TS. Since the leaving group expulsion and C=S bond formation are partly assisted by the proton transfer, the reaction (or the TS formation) can be a low energy ( $\Delta H^\ddagger = \sim 5 \text{ kcal}\cdot\text{mol}^{-1}$ ) but highly structured (large negative  $\Delta S^\ddagger =$

**Table 4.** Activation Parameters<sup>a</sup> for the Reactions of Z-Aryl Dithiocyclopentanecarboxylates with X-Anilines in Acetonitrile

X	Z	$\Delta H^\ddagger/\text{kcal mol}^{-1}$	$-\Delta S^\ddagger/\text{cal mol}^{-1} \text{ K}^{-1}$
<i>p</i> -OMe	<i>p</i> -Me	5.5	49
<i>p</i> -OMe	<i>p</i> -Br	5.1	44
<i>p</i> -Cl	<i>p</i> -Me	5.4	54
<i>p</i> -Cl	<i>p</i> -Br	5.1	47

<sup>a</sup>Calculated by the Eyring equation. The maximum errors calculated (by the method of K. B. Wiberg, Physical Organic Chemistry, Wiley, New York, 1964, p 378.) are  $\pm 0.5 \text{ kcal mol}^{-1}$  and  $\pm 2 \text{ e.u.}$  for  $\Delta H^\ddagger$  and  $\Delta S^\ddagger$ , respectively.

$-44 \sim -50 \text{ e.u.}$ ) process. The  $\Delta H^\ddagger$  values are rather low but similar values are also reported for the uncatalyzed aminolysis reactions of  $\text{CF}_3\text{CO}_2\text{C}_6\text{H}_4\text{NO}_2$  ( $\Delta H^\ddagger = 2.6 \text{ kcal mol}^{-1}$ ,  $\Delta S^\ddagger = -46 \text{ e.u.}$ )<sup>11</sup> and 2,4-dinitrophenyl benzoates ( $\Delta H^\ddagger = 2.3 \text{ kcal mol}^{-1}$ ,  $\Delta S^\ddagger = -44 \text{ e.u.}$ ).<sup>12</sup> The insensitivity of  $\Delta H^\ddagger$  values to the substituents in the amine and leaving group could result from the complex  $k_N(k_a/k_{-a}\cdot k_b)$  values since the effects of substituents on  $k_a$ ,  $k_{-a}$  and  $k_b$  may compensate each other.

In summary, the aminolysis of Z-aryl dithiocyclopentanecarboxylates with X-anilines proceeds by a stepwise mechanism with rate-limiting expulsion of the leaving group,  $\text{ArS}^-$ , from a tetrahedral intermediate,  $\text{T}^\ddagger$ . This prediction is based on faster rates for dithio (**II**) than for thiol (**I**) esters, the large selectivity parameters,  $\beta_X$ ,  $\beta_Z$  and  $\rho_{XZ}$ , and adherence to the reactivity-selectivity principle (RSP). The kinetic isotope effects involving deuterated aniline nucleophiles ( $\text{XC}_6\text{H}_4\text{ND}_2$ ),  $k_H/k_D \cong 1.3\text{--}1.7$ , and low  $\Delta H^\ddagger$  and large negative  $\Delta S^\ddagger$  values suggest that proton transfer occurs concurrently with the leaving group departure in a four-center type transition state.

## Experimental Section

**Materials.** Merck GR acetonitrile was used after three distillations. The benzylamine nucleophiles, Aldrich GR, were used without further purification. Thiophenols and cyclopentanecarbonyl chloride were Tokyo Kasei GR grade.

**Preparations of Thiophenyl Cyclopentanecarboxylates.** Thiophenol derivatives and cyclopentanecarbonyl chloride were dissolved in anhydrous ether and added pyridine carefully keeping temperature to 0–5 °C. Ice was then added to the reaction mixture and ether layer was separated, dried on  $\text{MgSO}_4$  and distilled under reduced pressure to remove solvent. IR (Nicolet 5BX FT-IR) and  $^1\text{H}$  and  $^{13}\text{C}$  NMR (JEOL 400 MHz) data are as follows:

***p*-Thiotolyl cyclopentanecarboxylate:** Liquid, IR (KBr), 2959 (C–H, aromatic), 2932 (C–H,  $\text{CH}_3$ ), 1703 (C=O), 1609 (C=C, aromatic), 817 (C–S);  $^1\text{H}$  NMR (400 MHz,  $\text{CDCl}_3$ ), 1.40–2.13 (8H, m,  $\text{CH}_2$ ), 2.38 (3H, s,  $\text{CH}_3$ ), 2.40–2.46 (1H, m, CH), 7.24 (2H, d,  $J = 8.30 \text{ MHz}$ , meta H), 7.31 (2H, d,  $J = 8.30 \text{ MHz}$ , ortho H);  $^{13}\text{C}$  NMR (100.4 MHz,  $\text{CDCl}_3$ ), 201.3 (C=O), 139.3, 134.4, 129.9, 124.6, 52.8, 30.6, 25.9, 21.1; Mass,  $m/z$  220( $\text{M}^+$ ). Anal. Calcd. for  $\text{C}_{13}\text{H}_{16}\text{OS}$ : C, 70.8; H, 7.32. Found: C, 70.6; H, 7.34.

**Thiophenyl cyclopentanecarboxylate:** Liquid, IR (KBr), 2958 (C–H, aromatic), 1705 (C=O), 1473 (C=C, aromatic), 809 (C–S);  $^1\text{H}$  NMR (400 MHz,  $\text{CDCl}_3$ ), 1.36–1.99 (8H, m,  $\text{CH}_2$ ), 2.35–2.45 (1H, m, CH), 7.26 (2H, d,  $J = 7.81 \text{ MHz}$ , meta H), 7.30 (2H, d,  $J = 7.81 \text{ MHz}$ , ortho H);  $^{13}\text{C}$  NMR (100.4 MHz,  $\text{CDCl}_3$ ), 200.6 (C=O), 134.3, 129.0, 128.9, 128.1, 52.8, 30.5, 25.8; Mass,  $m/z$  206 ( $\text{M}^+$ ). Anal. Calcd. for  $\text{C}_{12}\text{H}_{14}\text{OS}$ : C, 69.8; H, 6.84. Found: C, 70.1; H, 6.86.

***p*-Chlorothiophenyl cyclopentanecarboxylate:** Liquid, IR (KBr), 2957 (C–H, aromatic), 1703 (C=O), 1498 (C=C, aromatic), 806 (C–S);  $^1\text{H}$  NMR (400 MHz,  $\text{CDCl}_3$ ), 1.53–2.00 (8H, m,  $\text{CH}_2$ ), 2.25–2.34 (1H, m, CH), 7.31 (2H, d,  $J = 8.78 \text{ MHz}$ , meta H), 7.35 (2H, d,  $J = 8.78 \text{ MHz}$ , ortho H);  $^{13}\text{C}$

NMR (100.4 MHz,  $\text{CDCl}_3$ ), 200.3 (C=O), 135.7, 135.5, 129.3, 126.5, 53.0, 30.5, 25.8; Mass,  $m/z$  240 ( $\text{M}^+$ ). Anal. Calcd. for  $\text{C}_{12}\text{H}_{13}\text{ClOS}$ : C, 59.8; H, 5.44. Found: C, 60.1; H, 5.46.

***p*-Bromothiophenyl cyclopentanecarboxylate:** Liquid, IR (KBr), 2957 (C-H, aromatic), 1707 (C=O), 1498 (C=C, aromatic), 812 (C-S);  $^1\text{H}$  NMR (400 MHz,  $\text{CDCl}_3$ ), 1.38–2.16 (8H, m,  $\text{CH}_2$ ), 2.25–2.34 (1H, m, CH), 7.24 (2H, d,  $J$  = 8.78 MHz, meta H), 7.50 (2H, d,  $J$  = 8.78 MHz, ortho H);  $^{13}\text{C}$  NMR (100.4 MHz,  $\text{CDCl}_3$ ), 200.1 (C=O), 135.9, 132.2, 127.2, 123.7, 53.0, 30.5, 25.8; Mass,  $m/z$  283 ( $\text{M}^+$ ). Anal. Calcd. for  $\text{C}_{12}\text{H}_{13}\text{BrOS}$ : C, 50.5; H, 4.59. Found: C, 50.7; H, 4.57.

**Preparations of phenyl dithiocyclopentanecarboxylates.** The thiophenyl cyclopentanecarboxylates prepared as above were dissolved in dry toluene and refluxed with Lawesson's reagent (Aldrich G. R. grade). After extraction of the reaction mixture with dichloromethane, dried and removed solvent by distillation under reduced pressure. Separation by column chromatography gave the products, for which the following analytical data were obtained.

***p*-Tolyl dithiocyclopentanecarboxylate:** Liquid, IR (KBr), 2975 (C-H, aromatic), 2933 (C-H,  $\text{CH}_3$ ), 1705 (C=S), 1499, 1487 (C=C, aromatic);  $^1\text{H}$  NMR (400 MHz,  $\text{CDCl}_3$ ), 1.33–2.03 (8H, m,  $\text{CH}_2$ ), 2.30 (3H, s,  $\text{CH}_3$ ), 2.41 (1H, m, CH), 7.15–7.32 (4H, m, aromatic ring);  $^{13}\text{C}$  NMR (100.4 MHz,  $\text{CDCl}_3$ ), 200.7 (C=S), 134.4, 133.4, 129.8, 129.5, 52.7, 30.5, 25.8, 21.1. Mass,  $m/z$  252 ( $\text{M}^+$ ). Anal. Calcd. for  $\text{C}_{13}\text{H}_{16}\text{OS}_2$ : C, 61.8; H, 6.39. Found: C, 62.0; H, 6.41.

**Phenyl dithiocyclopentanecarboxylate:** Liquid, IR (KBr), 2978 (C-H, aromatic), 1707 (C=S), 1501, 1488 (C=C, aromatic);  $^1\text{H}$  NMR (400 MHz,  $\text{CDCl}_3$ ), 1.38–2.02 (8H, m,  $\text{CH}_2$ ), 2.43 (1H, m, CH), 7.29–7.35 (5H, m, aromatic ring);  $^{13}\text{C}$  NMR (100.4 MHz,  $\text{CDCl}_3$ ), 200.8 (C=S), 134.4, 129.1, 129.0, 128.1, 52.8, 30.5, 25.8. Mass,  $m/z$  222 ( $\text{M}^+$ ). Anal. Calcd. for  $\text{C}_{12}\text{H}_{14}\text{S}_2$ : C, 64.8; H, 6.35. Found: C, 64.6; H, 6.37.

***p*-Chlorophenyl dithiocyclopentanecarboxylate:** Liquid, IR (KBr), 2982 (C-H, aromatic), 1711 (C=S), 1502, 1491 (C=C, aromatic);  $^1\text{H}$  NMR (400 MHz,  $\text{CDCl}_3$ ), 1.34–1.99 (8H, m,  $\text{CH}_2$ ), 2.45 (1H, m, CH), 7.21–7.29 (4H, m, aromatic ring);  $^{13}\text{C}$  NMR (100.4 MHz,  $\text{CDCl}_3$ ), 200.1 (C=S), 135.6, 135.3, 129.1, 126.5, 52.8, 30.4, 25.8. Mass,  $m/z$  256 ( $\text{M}^+$ ). Anal. Calcd. for  $\text{C}_{12}\text{H}_{13}\text{ClS}_2$ : C, 56.1; H, 5.10. Found: C, 56.3; H, 5.12.

***p*-Bromophenyl dithiocyclopentanecarboxylate:** Liquid, IR (KBr), 2981 (C-H, aromatic), 1707 (C=S), 1502, 1490 (C=C, aromatic);  $^1\text{H}$  NMR (400 MHz,  $\text{CDCl}_3$ ), 1.36–2.05 (8H, m,  $\text{CH}_2$ ), 2.44 (1H, m, CH), 7.07–7.59 (4H, m, aromatic ring);  $^{13}\text{C}$  NMR (100.4 MHz,  $\text{CDCl}_3$ ), 200.0 (C=S), 135.8, 132.1, 127.2, 123.6, 52.9, 30.5, 25.8. Mass,  $m/z$  299 ( $\text{M}^+$ ). Anal. Calcd. for  $\text{C}_{12}\text{H}_{13}\text{BrS}_2$ : C, 47.8; H, 4.35. Found: C, 47.9; H, 4.37.

**Kinetic Measurement.** Rates were measured conductometrically at  $10.0 \pm 0.05$  °C. The conductivity bridge used in this work was a self-made computer automatic A/D converter conductivity bridge. Pseudo-first-order rate constants,  $k_{\text{obs}}$ , were determined by the Guggenheim method<sup>13</sup> with large excess of aniline. Second-order rate constants,  $k_{\text{N}}$ , were obtained from the slope of a plot of  $k_{\text{obs}}$  vs. aniline with more

than five concentrations of more than three runs and were reproducible to within  $\pm 3\%$ .

**Product Analysis.** Substrate, phenyl dithiocyclopentanecarboxylate (0.05 mole) was reacted with excess aniline (0.5 mole) with stirring for more than 15 half-lives at 10.0 °C in acetonitrile, and the products were isolated by evaporating the solvent under reduced pressure. The product mixture was treated with column chromatography (silica gel, 20% ethylacetate-*n*-hexane). Analysis of the product gave the following results.

**Cyclopentyl-C(=S)NHC<sub>6</sub>H<sub>4</sub>-OCH<sub>3</sub>:** liquid, IR (KBr), 3448 (N-H), 2943 (C-H,  $\text{CH}_3$ ), 1707 (C=S), 1535 (C=C, aromatic);  $^1\text{H}$  NMR (400 MHz,  $\text{CDCl}_3$ ), 1.34–2.05 (8H, m,  $\text{CH}_2$ ), 2.45 (1H, m, CH), 3.71 (3H, s,  $\text{CH}_3$ ), 7.08–7.60 (4H, m, aromatic ring);  $^{13}\text{C}$  NMR (100.4 MHz,  $\text{CDCl}_3$ ), 200.1 (C=S), 135.9, 132.2, 127.2, 123.7, 56.9, 52.9, 30.5, 25.8. Mass,  $m/z$  235 ( $\text{M}^+$ ). Anal. Calcd. for  $\text{C}_{13}\text{H}_{17}\text{NOS}$ : C, 66.3; H, 7.28. Found: C, 66.5; H, 7.26.

**Acknowledgements.** This paper was supported by research funds of Chonbuk National University in 2007.

## References

- (a) Page, M. I.; Williams, A. *Organic and Bio-organic Mechanisms*; Longman: Harlow, 1997. (b) Williams, A. *Concerted Organic and Bio-organic Mechanisms*; CRC Press: Boca Raton, 2000.
- (a) Lee, I.; Koh, H. J. *New J. Chem.* **1996**, 20, 131. (b) Oh, H. K.; Yang, J. H.; Lee, H. W.; Lee, I. *Bull. Korean Chem. Soc.* **1999**, 20, 1418. (c) Oh, H. K.; Shin, C. H.; Lee, I. *Bull. Korean Chem. Soc.* **1995**, 16, 657. (d) Oh, H. K.; Woo, S. Y.; Shin, C. H.; Park, Y. S.; Lee, I. *J. Org. Chem.* **1997**, 62, 5780.
- (a) Oh, H. K.; Shin, C. H.; Lee, I. *J. Chem. Soc., Perkin Trans. 2* **1995**, 1169. (b) Oh, H. K.; Kim, S. K.; Lee, H. W.; Lee, I. *J. Chem. Soc., Perkin Trans. 2* **2001**, 1753.
- (a) Oh, H. K.; Lee, Y. H.; Lee, I. *Int. J. Chem. Kinet.* **2000**, 32, 131. (b) Oh, H. K.; Lee, J. Y.; Yun, J. H.; Park, Y. S.; Lee, I. *Int. J. Chem. Kinet.* **1998**, 30, 419.
- (a) Oh, H. K.; Yang, J. H.; Cho, I. H.; Lee, H. W.; Lee, I. *Int. J. Chem. Kinet.* **2000**, 32, 485. (b) Oh, H. K.; Kim, S. K.; Lee, I. *Bull. Korean Chem. Soc.* **1999**, 20, 1017. (c) Oh, H. K.; Kim, S. K.; Lee, H. W.; Lee, I. *New J. Chem.* **2001**, 25, 313. (d) Oh, H. K.; Kim, S. K.; Cho, I. H.; Lee, H. W.; Lee, I. *J. Chem. Soc., Perkin Trans. 2* **2000**, 2306.
- (a) Lee, I. *Adv. Phys. Org. Chem.* **1992**, 27, 57. (b) Lee, I. *Chem. Soc. Rev.* **1994**, 24, 223. (c) Lee, I.; Lee, H. W. *Coll. Czech. Chem. Commun.* **1999**, 64, 1529. (d) Isaacs, N. S. *Physical Organic Chemistry*, 2nd ed.; Longman: Essex; 1995; Chapter 4.
- (a) Lee, I.; Kim, C. K.; Han, I. S.; Lee, H. W.; Kim, W. K.; Kim, Y. B. *J. Phys. Chem. B* **1999**, 103, 7302. (b) Spillane, W. J.; Hogan, G.; McGroth, P.; King, J.; Brack, C. *J. Chem. Soc., Perkin Trans. 2* **1996**, 2099.
- Gresser, M. J.; Jencks, W. P. *J. Am. Chem. Soc.* **1977**, 99, 6963, 6970.
- (a) Pross, A. *Adv. Phys. Org. Chem.* **1997**, 14, 69. (b) Buncl, E.; Wilson, H. *J. Chem. Educ.* **1987**, 64, 475.
- (a) Taft, R. W. In *Steric Effects in Organic Chemistry*; Newman, M. S., Ed.; Wiley: New York, 1956. (b) Ruff, F.; Csizmadia, I. G. *Organic Reactions, Equilibria, Kinetics and Mechanism*; Elsevier: Amsterdam, 1994; p 191.
- Neuvonen, H. *J. Chem. Soc. Perkin Trans. 2* **1995**, 951.
- Castro, E. A.; Santander, C. L. *J. Org. Chem.* **1985**, 50, 3595.
- (a) Guggenheim, E. A. *Phil. Mag.* **1926**, 2, 538. (b) Jeong, K. S.; Oh, H. K. *Bull. Korean Chem. Soc.* **2007**, 28, 485. (c) Oh, H. K.; Oh, J. Y. *Bull. Korean Chem. Soc.* **2006**, 27, 143. (d) Oh, H. K.; Ku, M. H.; Lee, H. W. *Bull. Korean Chem. Soc.* **2005**, 26, 935.