

Durability Properties of High-Performance Concrete Incorporating Nano-TiO₂ and Fly Ash

¹Ehsan Mohseni, ²Malek Mohammad Ranjbar and ³Konstantinos Daniel Tsavdaridis

¹Department of Civil Engineering, University of Guilan, Rasht, Iran

²Department of Civil Engineering, University of Guilan, Rasht, Iran

³School of Civil Engineering, University of Leeds, Leeds, UK

Article history

Received: 21-07-2015

Revised: 25-07-2015

Accepted: 10-08-2015

Corresponding Author:

Ehsan Mohseni

Department of Civil Engineering,
University of Guilan, Rasht, Iran

Email: E.mohseni1988@gmail.com

Abstract: High Performance Concrete (HPC) is a concrete that is designed to provide high strength and excellent durability. This paper investigates the hardened properties of HPC incorporating nano-TiO₂ (NT) and Fly Ash (FA). TiO₂ nanoparticles at the rates of 1% and 3% and calcium fly ash at the rate of 30% of the binder by weight were considered. Compressive strength was conducted at the ages of 7, 28 and 90 days as an early age and 28 days as the standard age to determine the mechanical properties of HPC incorporating FA and NT. The durability performance was assessed by means of water absorption by capillarity, ultrasonic pulse velocity, chloride diffusion and resistance to sulphuric acid attack. The results indicated that the concretes containing NT improved content and improved durability performance. Moreover, the results showed a significant improvement in the properties of the samples incorporating the replacement of cement with a combination of 1% TiO₂ nanoparticles and 30% FA.

Keywords: Portland Cement, Fly Ash, TiO₂ Nanoparticles, Compressive Strength, Durability, HPC

Introduction

Over the last few decades, concrete technology has experienced substantial advances, resulting in innovative uses and unconventional applications of concrete. The use of supplementary cementitious materials and additives has developed new generations of concrete with enhanced properties, which can be used in areas that were dominated by metal and alloys. These new generations of concrete can be categorized based on compressive strength development. Starting from Normal Concrete (NC) (20 to 40 MPa) passing by High-Performance Concrete (HPC) (40 to 80 MPa), Very High Performance Concrete (VHPC) (100 to <150 MPa) and ultra high performance concrete (UHPC) (150 MPa) which represents a leap development in concrete technology.

HPC properties have been developed for specific applications, to the low water-binder ratio of HPC. Superplasticizers must be used to improve the workability of concrete. High strength and good workability are common characteristics in HPC. Low absorption and high durability are additional reasons to use HPC.

According to the ERMCO statistics (ERMCO, 2013), concrete ready-mixed class production lies essentially between C25/30 and C30/37. Additionally, only 11% of the global concrete production corresponds to the HPC strength class target. It is worth noticing that according to (Hegger *et al.*, 1997), the increase of compressive strength in concrete would mean a reduction in the reinforced steel amount by as much as 50%. Besides, many of the degraded concrete structures were built decades ago when little attention was given to the durability issues (Hollaway, 2011). It is then no surprise to find out that worldwide, the rehabilitation of concrete infrastructure costs are staggering. For example, in the USA, about 27% of all highway bridges are in need of repair or replacement. Plus, the corrosion deterioration cost due to deicing and sea salt effects is estimated at over 150 billion dollars (Davalos, 2012). Beyond the durability problems originated by imperfect concrete placement and curing operations, the real issue of Ordinary Portland Cement concrete (OPC) durability is related to the intrinsic properties of that material. In effect, it presents a higher permeability which in turn, allows water and other aggressive elements to enter,

leading to carbonation and chloride ion attack ultimately resulting in corrosion problems (Bentur and Mitchell, 2008; Glasser *et al.*, 2008). The importance of durability, in the context of construction and building materials eco-efficiency, has been rightly put by Mora (2007). Mora stated that increasing the durability of concrete from 50 to 500 years would mean a reduction of its environmental impact by a factor of 10.

Nanotechnology is one of the most active research areas with both modern science and constructive applications that has gradually established itself in the last two decades. Nanoparticles belong to be prospective materials. However, this research area is yet to be fully explored and particularly there is limited research in the field of Civil Engineering in comparison to other disciplines. Most of the studies found, have been conducted with nano-SiO₂ (Du *et al.*, 2014; 2015; Hou *et al.*, 2013) in cement-based materials. Recently, the effects of other nanoparticles, such as nano-Al₂O₃, nano-TiO₂, nano-CuO, nano-Fe₂O₃ and nano-ZnO₂ on the physical and mechanical properties of cement-based materials were also investigated in a few studies (Mohseni *et al.*, 2015a; Madandoust *et al.*, 2015; Khotbehsara *et al.*, 2015; Yang *et al.*, 2015; Mohseni *et al.*, 2015b). Publications on HPC containing nanoparticles are limited in the literature. However, it is worth noting that Portland cement replacement by some supplementary cementitious material, like fly ash, can contribute to a more eco-efficient concrete production. On the other hand, fly ash has very slow hydration characteristics thus providing a very little contribution to the early age strength (Boukni *et al.*, 2007). Partial replacement of Portland cement by 30% fly ash led to a decrease relevantly early in compressive strength as much as 40% at 28 days curing (Ghazizadeh and Jalali, 2011); hence the limitation of Portland cement replacement ratio to below 35% for HPC. This limit imposed by the European standard EN 12620 (EN-197-1:2011). Therefore, nanoparticles have a high surface area to volume ratio, provide high reactivity, thus they could be used to overcome the limitations of fly ash incorporation. Consequently, further investigation on the mechanical properties and

durability of HPC based on nano-TiO₂ and fly ash is deemed necessary.

Experimental Program

Material

To produce HPC mixes, natural river sand and milestone gravel with a density of 1600 and 2620 kg/m³ respectively, was used. An ordinary Portland cement type I conforming to ASTM C 150 and class F fly ash were used. A second generation Superplasticizer (SP) based on polycarboxylic ether polymers (Glenium Sky 617) was utilized to achieve the required slump of the fresh concrete between 100 and 150 mm. Class S3 of NP (NP EN 206-1:2013:2017).

Mix Proportion

In order to identify the most suitable content of SP to obtain desired workability, several cement pastes with a w/c = 0.35 were tested with the Marsh cone using several SP contents (1, 1.5, 1.7, 2, 2.5 and 3%). Figure 1 shows that the mixture with 2% SP is the most appropriate whilst providing the less flow time for the less SP content. The commercially available nano-TiO₂ powder was used in three different contents (1, 2 and 3%) by cement mass. The particle size of the TiO₂ is 21 nm and specific BET surface area of 50 m²/g. Detailed proportions of the samples are summarized in Table 1. For the labelling of the mixtures, the number after NT and FA represents the percentage of nano-TiO₂ and fly ash, respectively.

Production of Specimens

Since the use of nanoparticles has taken to become practically the last decade, it has already raised issues concerning its potential toxicity. Some investigations showed that nanoparticles can cause symptoms like the ones caused by asbestos fibres. Therefore, during the mortar mixing, masks and gloves should always be used to avoid contact with the nano-TiO₂ powder. The nano-TiO₂ powder was previously mixed with Portland cement during 5 min to increase its dispersion.

Table 1. Concrete proportions per cubic meter of concrete

Sample ID	Cement (Kg/m ³)	Fly ash (Kg/m ³)	Nano-TiO ₂ (Kg/m ³)	Sand (Kg/m ³)	Coarse aggregates (Kg/m ³)	Water (Kg/m ³)	SP (Kg/m ³)
Control	350	-	-	852	823	182	10
1NT	350	-	4.1	765	848	182	10
2NT	350	-	9.4	601	889	182	10
3NT	350	-	15.6	453	915	182	10
30FA	350	150	-	809	852	169	10
1NF30FA	345	150	4.4	698	882	169	10

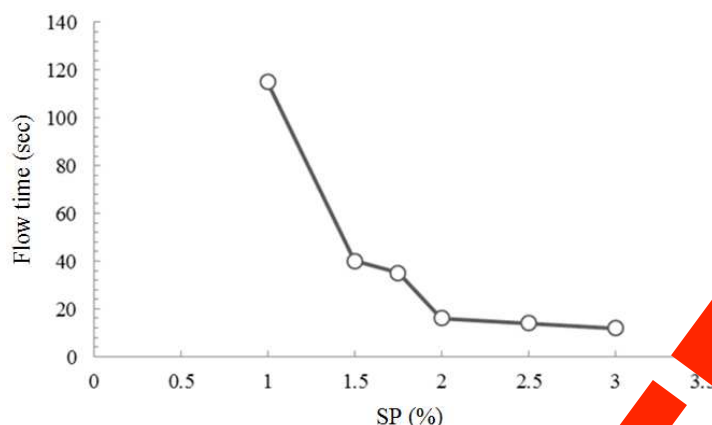


Fig. 1. Fluidity curve

Several concrete mixes with a water/binder ratio of 0.35 and total binder of 500 kg/m³ were designed. In the first set, three mixtures with increasing nano-TiO₂ contents (1, 2 and 3%) were evaluated for compressive strength. Then the mixture with the nano-TiO₂ content that lead to the highest compressive strength was chosen to be used in the mixture with partial replacement of Portland cement by 30% fly ash.

Test Procedure

Compressive Strength

The compressive strength was performed using NP EN 206-1. The concrete specimens were conditioned at temperature equal to 21±2°C cured in a moist chamber until they have reached the testing age. Tests were performed on 150×150×150 mm specimens. Compressive strength for each mixture was obtained from an average of 3 cubic specimens determined at the age of 7 and 28 days of curing.

Capillary Water Absorption

Capillary water absorption was carried out using cubic specimens of 10 cm high. After curing in a moist chamber, the specimens were placed in an oven at 45°C for 14 days. The test consists of placing the specimens in a container with enough water to maintain immersed the one of the sides of the sample. This test was carried on according to EN standards (LNEC Portuguese Standard E393, 1998). Water absorption has been measured at 5, 10, 20, 30, 60, 120, 180, 240, 300, 360, 420 min. Capillary water absorption was obtained from an average of 3 specimens.

Ultrasonic Pulse Velocity

In this study, 100 mm cubic specimens were used to perform the UPV test. This technique is based on

the evaluation of the propagation velocity of a pulse of vibrational energy, which is passed through a concrete specimen.

Chloride Diffusion Test

The test method consists of determining the depth of chloride ions penetration through 50 mm thick slices of 100 mm nominal diameter cylinders. This test was carried out according to LNEC Standards (LNEC Portuguese Standard E463, 2004). A potential difference of 20 V was maintained across the specimen. One face was immersed in a solution of sodium chloride and sodium hydroxide, whilst the other one in a solution of sodium hydroxide. The chloride diffusion coefficient can be calculated using the following equation:

$$D = (RTL / zFU) \cdot [X_d - (\alpha \sqrt{X_d}) / t]$$

Where:

$$\alpha = 2 \sqrt{(RTL / zFU)} \cdot \text{erf}^{-1}(1 - 2c_d / c_o)$$

- D = Diffusion coefficient, m²/s
- z = Absolute valence of the ion involved, for chloride ion, $z = 1$
- F = Faraday constant, $F = 9.648 \times 10^4$ J/(V.mol)
- U = Absolute potential difference, V
- R = Constant of ideal gases, $R = 8.314$ J/(K.mol)
- T = Solution temperature, K
- L = Thickness of specimen, m
- X_d = Depth of penetration, m
- t = Duration of the test, seconds
- erf^{-1} = Inverse of error function
- c_d = Chloride ion concentration with which the colour changes
- c_o = Concentration of chloride ion in the sodium chloride solution

Resistance to Sulphuric Acid Attack

The test conducted in the present investigation consists in the immersion of $100 \times 100 \times 100$ mm³ concrete specimens with 28 days curing in a solution of 10% sulphuric during the 28 days. The resistance to acid attack was then assessed by the differences in weight of dry specimens before and after the acid attack at 1, 7, 14, 28 and 56 days.

Results and Discussion

Compressive Strength

Figure 2 shows the compressive strength of the six concrete mixtures at 7 days and 28 days. The results demonstrate that the mixtures with partial replacement of Portland cement by 1% nano-TiO₂ have the same compressive strength of the reference mixture-both for 7 and 28 curing days. This could be the filler effect related. The increase in nano-TiO₂ content leads to a decrease in the compressive strength - both for 7 and 28 curing days. Yet, the compressive strength decrease has been more severe in the early ages. This could be due to the unsuitable dispersion of the nanoparticles in the concrete matrix as per previous investigations (Nazari and Riahi, 2011a). The 1% nano-TiO₂ content seems to be an optimal percentage, as it has been already discussed in the literature (Nazari and Riahi, 2011b; Givi *et al.*, 2011; He and Shi, 2008). When compared to the reference mixture, the mixture of 3% nano-TiO₂ has 13% compressive strength decrease after 7 days curing, but only 8% decrease after 28 days curing. This result that the hydration is accelerated by the nano-TiO₂. The concrete mixture containing partial replacement of Portland cement by 30% fly ash demonstrates a 30% compressive strength decrease after 7 days curing confirming that fly ash provides a very little contribution to early age strength, as it was aforementioned.

The results present that the nano-TiO₂ minimizes the strength loss associated with the use of fly ash but only for 28 days curing. In early ages, the contribution of nano-TiO₂ for the compressive strength of the fly ash mixture is null.

Capillary Water Absorption

Figure 3 displays the capillary water absorption coefficients. Studying the mixtures of HPC without fly ash, the results show that nano-TiO₂ content is associated with an increase in capillary water absorption. This follows the same trend already observed for water absorption by immersion, hence a 3% nano-TiO₂ content leads to a high capillary microstructure. In order to reduce the capillary water absorption of samples, reference samples were made with FA. In particular, samples of 1NT30FA were extremely effective as water

repellents. The lowering influence of capillary permeability may be explained by the fact that the C-S-H gel formation in the presence of fly ash reduces the capillary water absorption of the samples by reducing the porosity. Azevedo *et al.* (2012) studied similar concrete compositions (but without nano-TiO₂) and became w/b, reported that the mixture with 30% fly ash has demonstrated much higher capillary than the control mixture. The only differences between his study and current study concern the cement which was type II (clinker content between 70 and 80%) in previous investigations and type I (clinker content between 80 and 100%) in the current study.

Ultrasonic Pulse Velocity (UPV)

Pulse velocity measurements have been used to assess the uniformity and quality of concrete, to indicate the presence of voids and cracks, as well as to evaluate the effectiveness of the crack repairs. Generally, a high pulse velocity in cement-based materials is indicative of good quality (Malhotra, 1976). It was suggested that samples demonstrate good durability when its pulse velocity value is in the range of 3660-4575 m/s. The UPV of 1NT30FA and 1NT30FA blended concretes was higher than the reference at all ages, as shown in Fig. 4. An increased content of cement led to a reduction in strength development due to more paste which was cause of shrinkage and cracks around the aggregates, resulting in a decrease in UPV and strength.

Chloride Diffusion

The chloride diffusion results are shown in Fig. 5. Except the mixture with 3% nano-TiO₂ content that has shown a moderate resistance to chloride penetration (Table 2), all other samples have demonstrated high resistance to chloride penetration. The mixture with fly ash and 1% nano-TiO₂ content shows a very high resistance to chloride penetration. Therefore, refining the pore-structure of the HPC samples can be considered as an influential way of providing resistance to chloride transportation (Nayak, 2011).

The best result obtained from current study was from mixture 1NT30FA, with a significant (39%) decrease of chloride ion diffusion value in comparison with that of the plain sample. It is noteworthy that all samples with TiO₂ nanoparticles are categorized with high resistance to chloride diffusion (Fig. 5).

Table 2. Resistance to chloride penetration

$\times 10^{-12}$	Concrete resistance
>15	Low
10-15	Moderate
5-10	High
2,5-5	Very high
<2,5	Ultra high

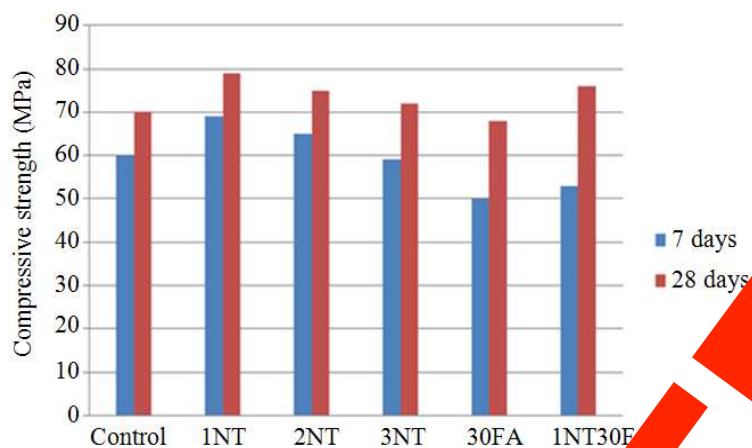


Fig. 2. Compressive strength according to curing

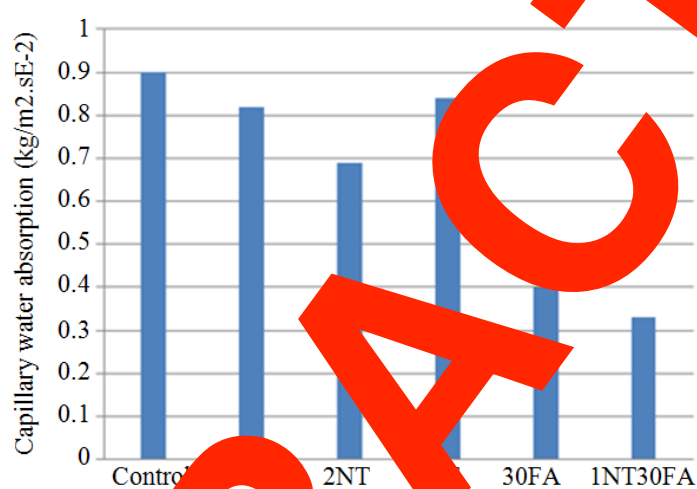


Fig. 3. Capillary water absorption coefficients

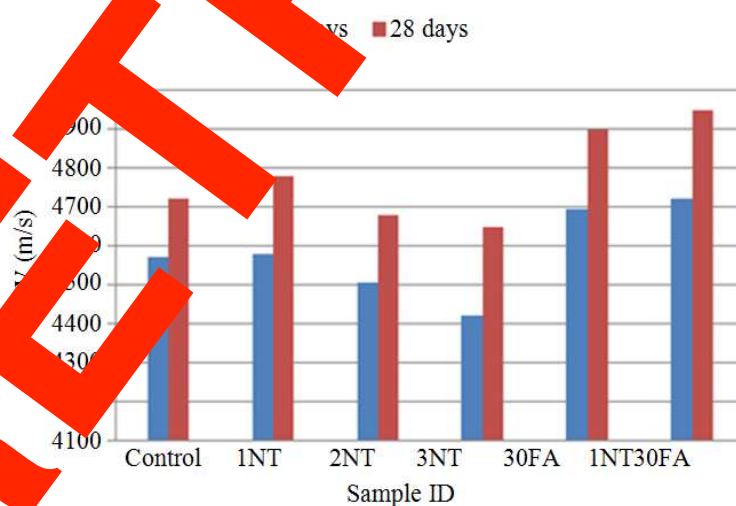


Fig. 4. Ultrasonic pulse velocity

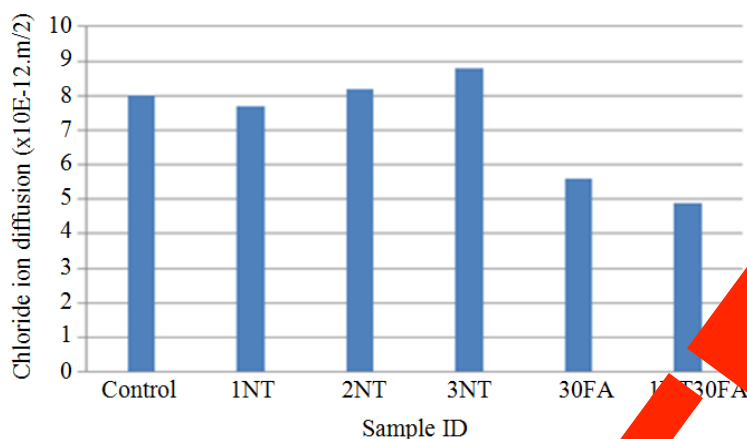


Fig. 5. Chloride ion diffusion coefficient

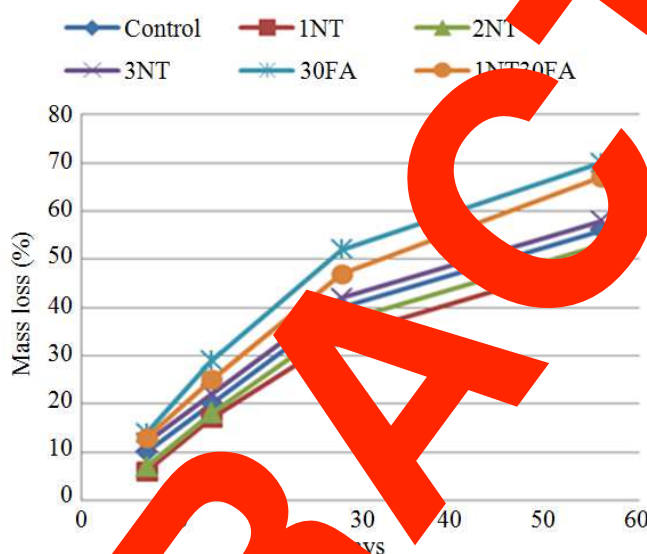


Fig. 6. Resistance to sulphuric acid attack

The formation of the finer microstructure, decreasing of the pores and discontinuity of pores consequently reduced the chloride permeability.

Resistance to Sulphuric Acid Attack

Figure 6 shows the mass loss that results after the sulphuric acid attack for all the concrete mixtures. Until the 14 days exposure to acid, no noticeable behaviour between the different mixtures was reported. Following the 28 days, a slight difference can be observed. The control mixture with fly ash demonstrated higher mass loss. Several mixtures tested without fly ash have shown a similar performance.

It can be concluded that the 2 and 3% nano-TiO₂ based mixtures showed slightly higher mass loss, while the 1% nano-TiO₂ mixture illustrated the best performance. The result of this mixture is in agreement with its compressive strength. It is

expected that the mixture with 1% nano-TiO₂ and 30% fly ash has a lower mass loss as it has almost the same compressive strength of the latter one, hence similar hydration products. The reported behaviour is unaltered even after 56 days exposure to sulphuric acid.

Conclusion

Synopsizing the information presented in this study, the following conclusions can be drawn:

- 1% nano-TiO₂ content seems to be an optimal percentage of compressive strength test. The increase in the nano-TiO₂ content leads to the decrease in the compressive strength
- It has been demonstrated that the nano-TiO₂ minimizes the strength loss associated with the use of fly ash but only for 28 days curing

- Concrete mixtures including fly ash show a higher mass loss after sulphuric acid attack exposure
- The mixture with 1% nano-TiO₂ content seems to have the best performance amongst the tests samples in terms of resistance to acid attack

Acknowledgment

The authors would like to thank Dr. Rahmat Madandoust for his help with materials science.

Author's Contributions

All authors have participated equally in the research work.

Ethics

There are no ethical issues known to authors, that may arise after the publication of this manuscript.

References

- Azevedo, F., F. Pacheco-Torgal, C. Jesus, J.L. Barroso de Aguiar and A.F. Camões, 2012. Properties and durability of HPC with tyre rubber wastes. *Construct. Build. Mater.*, 34: 186-191. DOI: 10.1016/j.conbuildmat.2012.02.062
- Bentur, A. and D. Mitchell, 2008. Material performance lessons. *Cement Concrete Res.*, 38: 259-272. DOI: 10.1016/j.cemconres.2007.09.009
- Boukni, A., R.N. Swamy and A. Bali, 2009. Durability properties of concrete containing 50% and 75% slag. *Construct. Build. Mater.*, 23: 356-365. DOI: 10.1016/j.conbuildmat.2009.06.040
- EN-197-1:2011. Cement, Composition, specifications and conformity criteria for common cements. 11.
- Davalos, J.F., 2012. Advanced materials for civil infrastructure rehabilitation and protection. Year at the City College of New York, New York.
- Du, H., S. Du and X. Liu, 2012. Effect of nano-silica on the mechanical and transport properties of lightweight concrete. *Construct. Build. Mater.*, 82: 114-122. DOI: 10.1016/j.conbuildmat.2012.02.026
- Du, H., S. Du and X. Liu, 2014. Durability performance of concrete with nano-silica. *Construct. Build. Mater.*, 73: 705-712. DOI: 10.1016/j.conbuildmat.2014.10.014
- ERMCO, 2013. State of the year 2012. Boulevard du Souverain 68, B-1150 Brussels, Belgium.
- Givi, A., F. Alkhrdaji, F. Alkhrdaji and M. Salleh, 2010. Experimental investigation of the size effects of nano-TiO₂ on the mechanical properties of binary blended concrete. *Composites Part B: Engineering*, 41: 673-677. DOI: 10.1016/j.compositesb.2010.08.003
- Glasser, F., J. Marchand and E. Samson, 2008. Durability of concrete-degradation phenomena involving detrimental chemical reactions. *Concrete Res.*, 38: 226-246. DOI: 10.1016/j.cemconres.2007.09.009
- He, X. and X. Shi, 2008. Chloride permeability and microstructure of Portland cement mortars incorporating nanomaterials. *Transportation Research Record: Journal of the Transportation Research Board*, No. 2076, Transportation Research Board of the National Academies, Washington, D.C.
- Hegger, J., A. Nitsch and U. Markhardt, 1997. Hchleistungsbeton. *Handbuch der Bauwerk Fertigteil-Technik*, 81-90.
- Hollaway, L.C., 2001. Key Issues in the use of Fibre Reinforced Polymer (FRP) Composites in the Rehabilitation and Retrofitting of Concrete Structure. In: *Service Life Estimation and Extension of Civil Engineering Structures*, Karbhari, V.M. and L.S. (eds.), Woodhead Publishing, Oxford, ISBN-10: 1845693981, pp: 3-74.
- Hou, S., S. Kawashiri, D. Kong, D.J. Corr and J. H. *et al.*, 2012. Modification effects of nanoSiO₂ on cement hydration and its gel property. *Composites Part B: Eng.*, 45: 440-8. DOI: 10.1016/j.compositesb.2012.05.056
- Khotbehsara, M.M., E. Mohseni, M. Yazdi, P. Sarker and M.M. Ranjbar, 2015. Effect of nano-CuO and nano-SiO₂ on the properties of self-compacting mortar. *Construct. Build. Mater.*, 94: 758-766. DOI: 10.1016/j.conbuildmat.2015.07.063
- LNEC Portuguese Standard E393, 1993. Concrete: Determination of capillarity water absorption. LNEC Portuguese Standard E393, Lisboa.
- LNEC Portuguese Standard E463, 2004. Concretes: Determination of the chloride diffusion coefficient by migration test using a non-stationary regime. LNEC Portuguese Standard E463, Lisboa.
- Madandoust, R., E. Mohseni, S.Y. Mousavi and M. Namnevis, 2015. An experimental investigation on the durability of self-compacting mortar containing nano-SiO₂, nano-Fe₂O₃ and nano-CuO. *Construct. Build. Mater.*, 86: 44-50. DOI: 10.1016/j.conbuildmat.2015.03.100
- Mallhotra, V.M., 1976. *Testing Hardened Concrete: Nondestructive Methods*. 1st Edn., Iowa State University Press, Ames, ISBN-10: 0813811554, pp: 188.
- Mohseni, E., B.M. Miyandehi, J. Yang and M.A. Yazdi, 2015a. Single and combined effects of nano-SiO₂, nano-Al₂O₃ and nano-TiO₂ on the mechanical, rheological and durability properties of self-compacting mortar containing fly ash. *Construct. Build. Mater.*, 84: 331-340. DOI: 10.1016/j.conbuildmat.2015.03.006

- Mohseni, E., M.M. Ranjbar, M.A. Yazdi, S.S. Hosseiny and E. Roshandel, 2015b. The effects of silicon dioxide, iron(III) oxide and copper oxide nanomaterials on the properties of self-compacting mortar containing fly ash. *Magaz. Concrete Res.* DOI: 10.1680/macr.15.00051
- Mora, E.P., 2007. Life cycle, sustainability and the transcendent quality of building materials. *Build. Environ.*, 42: 1329-1334. DOI: 10.1016/j.buildenv.2005.11.004
- Nazari, A. and S. Riahi, 2011a. The effects of zinc dioxide nanoparticles on flexural strength of self-compacting concrete. *Composites Part B: Eng.*, 42: 167-75. DOI: 10.1016/j.compositesb.2010.09.001
- Nazari, A. and S. Riahi, 2011b. Al_2O_3 nanoparticles in concrete and different curing media. *Energy Build.*, 43: 1480-1488. DOI: 10.1016/j.enbuild.2011.02.018
- NP EN 206-1, 2007. Concrete. Part 1. Specification, performance, production and conformity.
- Pacheco-Torgal, F. and S. Jalali, 2011. Nanomaterials: Advantages and drawbacks in the field of construction and building materials. *Construct. Build. Mater.*, 25: 582-590. DOI: 10.1016/j.conbuildmat.2010.07.060
- Yang, J., E. Mohseni, B. Pourouz and M.M. Khotbehsara, 2015. An experimental investigation into the effects of Cr_2O_3 and ZnO_2 nanoparticles on the mechanical properties and durability of self-compacting mortar. *Int. J. Mater. Sci.* DOI: 10.3139/146101245