

# The Whale Optimization Algorithm and Its Implementation in MATLAB

S. Adhirai, R. P. Mahapatra, Paramjit Singh

**Abstract**—Optimization is an important tool in making decisions and in analysing physical systems. In mathematical terms, an optimization problem is the problem of finding the best solution from among the set of all feasible solutions. The paper discusses the Whale Optimization Algorithm (WOA), and its applications in different fields. The algorithm is tested using MATLAB because of its unique and powerful features. The benchmark functions used in WOA algorithm are grouped as: unimodal (F1-F7), multimodal (F8-F13), and fixed-dimension multimodal (F14-F23). Out of these benchmark functions, we show the experimental results for F7, F11, and F19 for different number of iterations. The search space and objective space for the selected function are drawn, and finally, the best solution as well as the best optimal value of the objective function found by WOA is presented. The algorithmic results demonstrate that the WOA performs better than the state-of-the-art meta-heuristic and conventional algorithms.

**Keywords**—Optimization, optimal value, objective function, optimization problems, meta-heuristic optimization algorithms, Whale Optimization Algorithm, Implementation, MATLAB.

## I. INTRODUCTION

OPTIMIZATION is fundamental at every stage in our daily lives: a desire to improve the situation or be the best in almost every field. In engineering, for instance, we wish to create the most ideal results with the available resources. In the increasingly competitive world, we cannot simply be satisfied with “just satisfactory” solutions/ performance; rather we have to be looking to design the best systems. While designing new products in any field: aerospace, agriculture, automotive, biomedical, chemical, electrical, etc., we must use design tools which provide the desired results in a timely and economical fashion [7], [14], [15], [29], [34].

Optimization is central to any problem involving decision making regardless of whether in engineering, technology, software development, or in economics. The task of decision making involves selecting between various alternatives. The measure of goodness of the alternatives is described by an objective function. Optimization theory and methods deal with selecting the best alternative in the sense of the given objective function.

The area of optimization has received enormous attention in

recent years, primarily because of the rapid progress in computer technology, including the development and availability of user-friendly software, high-speed and parallel processors, and artificial neural networks [22].

The optimization process involves creating a suitable model. The *modeling* is the procedure of identifying and expressing the objective, the variables, and the constraints of the problem, mathematically. An *objective* is a quantitative measure of the performance of the system to be minimized or maximized. The *variables* are the components of the system whose values are to be found. A *constraint* is a condition of an optimization problem that the solution must satisfy [15], [32], [34].

Mathematically, the optimization problem looks as follows.

$$\begin{aligned} &\text{minimize } f(x) \\ &\text{subject to } x \in \Omega \end{aligned}$$

The function  $f: \mathbb{R}^n \rightarrow \mathbb{R}$  that we wish to minimize is a real-valued function, and is called the objective function, or cost function. The vector  $x$  is an  $n$ -vector of independent variables, that is  $x = [x_1, x_2, \dots, x_n]^T \in \mathbb{R}^n$ . The variables  $x_1, x_2, \dots, x_n$  are often called as decision variables. The set  $\Omega$  is a subset of  $\mathbb{R}^n$ , called as the constraint set or feasible set.

The optimization problems are of various types [3], [16], [22], [32]:

- Single-objective optimization algorithms
- Particle Swarm Optimization
- Optimization of problems with constraints
- Optimization of problems with binary and/or discrete variables
- Optimization of problems with multiple objectives
- Optimization of problems with uncertainties

In recent times, meta-heuristic optimization algorithms are becoming more and more popular in engineering applications. Typical features of meta-heuristic optimization algorithms are: (i) they rely on rather simple concepts and are easy to implement; (ii) they do not require gradient information; (iii) they can bypass local optima; (iv) they can be utilized in a wide range of problems covering different disciplines. Nature-inspired meta-heuristic algorithms solve optimization problems by mimicking biological or physical phenomena.

The meta-heuristic optimization algorithms can be classified into the following categories [16]:

- Evolutionary algorithms
- Physics-based algorithms
- Swarm-based algorithms
- Human-based algorithms

S. Adhirai is with the Department of Computer Science and Engineering, PDM University, Bahadurgarh (Delhi NCR), Haryana, India, PIN – 124507 (e-mail: adhiraiadhirai@hotmail.com).

Paramjit Singh is with the Department of Computer Science and Engineering, PDM University, Bahadurgarh (Delhi NCR), Haryana, India, PIN – 124507.

R. P. Mahapatra is with the Department of Computer Science and Engineering, SRM University, Modinagar, Ghaziabad (Delhi NCR), U.P., India, PIN – 201204.

The WOA is a nature-inspired meta-heuristic optimization algorithm proposed by Mirjalili and Lewis in 2016 [28]. It mimics the social behaviour of humpback whales. WOA has got so much attention that it has been tested with 29 mathematical optimization problems and six structural design problems.

There are many versions of WOAs; in this paper, we will describe the basic WOA. Section II describes the basic WOA, Section III lists out some of the important applications of WOA Algorithm, Section IV presents the experimental results, and finally Section V concludes the paper.

## II. BASIC WOA

Whales are considered as the biggest mammals in the world, they never sleep, and they are the highly intelligent animals with emotion [9], [11], [33]. The most interesting thing about the humpback whales, a species of whales, is their special hunting method. This foraging behaviour is called bubble-net feeding method [12], [28]. Humpback whales prefer to hunt school of krill or small fishes close to the surface. This foraging is done by creating distinctive bubbles along a circle or '9'-shaped path as shown in Fig. 1. The bubble-net feeding is a unique behaviour that can only be observed in humpback whales [28]. Here, spiral bubble-net feeding maneuver is mathematically modeled in order to perform optimization. Their favorite preys are krill and small fish herds. Fig. 1 shows this mammal.

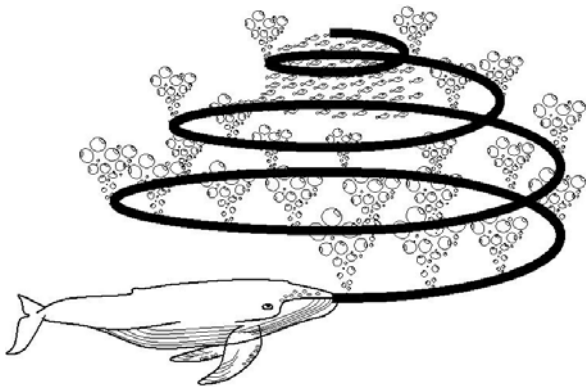


Fig. 1 Bubble-net feeding behaviour of humpback whales

Let us now consider the three typical behaviours of Humpback whales and model them mathematically.

### A. Encircling Prey

The Humpback whales can recognize the location of prey and encircle them [28]. The WOA algorithm assumes that the current best candidate solution is the target prey or is close to the optimum. After the best search agent is defined, the other search agents will hence try to update their positions towards the best search agent. This behaviour is represented by:

$$\vec{D} = |\vec{C} \cdot \vec{X}^*(t) - \vec{X}(t)| \quad (1)$$

$$\vec{X}(t+1) = \vec{X}^*(t) - \vec{A} \cdot \vec{D} \quad (2)$$

where  $t$  indicates the current iteration,  $\vec{A}$  and  $\vec{C}$  are the coefficient vectors,  $\vec{X}^*$  is the position vector of the best solution obtained so far,  $\vec{X}$  is the position vector,  $|\cdot|$  is the absolute value, and  $\cdot$  is an element-by-element multiplication. It is worth mentioning here that  $\vec{X}^*$  should be updated in each iteration if there is a better solution.

The vectors  $\vec{A}$  and  $\vec{C}$  are calculated as:

$$\vec{A} = 2\vec{a} \cdot \vec{r} - \vec{a} \quad (3)$$

$$\vec{C} = 2 \cdot \vec{r} \quad (4)$$

where  $\vec{a}$  is linearly decreased from 2 to 0 over the course of iterations (in both exploration and exploitation phases) and  $\vec{r}$  is a random vector in  $[0,1]$ .

As mentioned in the previous section, the humpback whales also attack the prey with the bubble-net strategy. This method is mathematically formulated as follows.

### B. Bubble-Net Attacking Method (Exploitation Phase)

The bubble-net behaviour of humpback whales is mathematically modeled using following the two approaches:

- Shrinking encircling mechanism:* Here, the value of  $\vec{a}$  is decreased in (3). Also, the variation range of  $\vec{A}$  is also decreased by  $\vec{a}$ . The new position of a search agent can be defined anywhere in between the original position of the agent and the position of the current best agent by setting random values for  $\vec{A}$  in  $[-1,1]$  (Mirjalili and Lewis [28, pp. 53-54]).
- Spiral updating position:* Here, firstly, the distance between the whale and the prey located at  $(X, Y)$  and  $(X^*, Y^*)$ , respectively, is calculated. A spiral equation is then created between the position of whale and prey as follows (Mirjalili and Lewis [28, p. 54]):

$$\vec{X}(t+1) = \vec{D}^l \cdot e^{bl} \cdot \cos(2\pi l) + \vec{X}^*(t) \quad (5)$$

where  $\vec{D}^l = |\vec{X}^*(t) - \vec{X}(t)|$  and indicates the distance of the  $i$ th whale to the prey (best solution obtained so far),  $b$  is a constant for defining the shape of the logarithmic spiral, and  $l$  is a random number in  $[-1,1]$ .

Note that humpback whales swim around the prey within a shrinking circle and along a spiral-shaped path simultaneously. To model this simultaneous behaviour, it is assumed that there is a probability of 50% to choose between either the shrinking encircling mechanism or the spiral model to update the position of whales during optimization. The mathematical model is as follows:

$$\vec{X}(t+1) = \begin{cases} \vec{X}^*(t) - \vec{A} \cdot \vec{D} & \text{if } p < 0.5 \\ \vec{D}^l \cdot e^{bl} \cdot \cos(2\pi l) + \vec{X}^*(t) & \text{if } p \geq 0.5 \end{cases} \quad (6)$$

where  $p$  is a random number in  $[0,1]$ .

### C. Search for Prey (Exploration Phase)

In this case,  $\vec{A}$  is used with the random values greater than 1

or less than  $-1$  to force search agent to move far away from a reference whale [28]. This mechanism and  $|\vec{A}| > 1$  emphasize exploration and allow the WOA algorithm to perform a global search. The mathematical model is as follows:

$$\vec{D} = |\vec{C} \cdot \vec{X}_{rand} - \vec{X}| \quad (7)$$

$$\vec{X}(t+1) = \vec{X}_{rand} - \vec{A} \cdot \vec{D} \quad (8)$$

where  $\vec{X}_{rand}$  is a random position vector (a random whale) chosen from the current population.

The pseudocode of the basic WOA algorithm is given below in Fig. 2.

```

Initialize the whales population Xi (i = 1, 2, ..., n)
Calculate the fitness of each search agent
X*=the best search agent
while (t < maximum number of iterations)
    for each search agent
        Update a, A, C, l, and p
        if1 (p<0.5)
            if2 (|A| < 1)
                Update the position of the current search agent by (1)
            else if2 (|A| >= 1)
                Select a random search agent (Xrand)
                Update the position of the current search agent by (8)
            end if2
        else if1 (p >= 0.5)
            Update the position of the current search by (5)
        end if1
    end for
    Check if any search agent goes beyond the search space and amend it
    Calculate the fitness of each search agent
    Update X* if there is a better solution
    t=t+1
end while
return X*

```

Fig. 2 Pseudo-code of WOA Algorithm

### III. APPLICATIONS OF WOA

The WOA has been applied in almost all fields including engineering, medicine, control systems, natural language processing, economics, neural networks, construction engineering, image processing, etc. Some of the applications of WOA ranging over these different fields are listed below.

- Arabic Handwritten Characters [26]
- Breast Cancer Diagnosis [27]
- Combined Emission Constrained Economic Dispatch with Valve Point Effect Loading Problem [4]
- Economic Dispatch Problem [30]
- Emission Constraint Environment Dispatch Problem [31]
- Feature Selection [35]
- Global MPP Tracking of Photovoltaic System [5]
- Historic Handwritten Manuscript Binarisation [10]
- Liver Segmentation in MRI Images [21]
- Multilevel Thresholding Image Segmentation [8]

```

%{
%{
    Implementation of WOA (WOA) using MATLAB R2013a
%}
%}

clear all
clc

Function_name='F19';
%{
    Name of the test function that can be anyone from F1 through F23
    Take one each from unimodal (F1-F7), multimodal (F8-F13), and
    fixed-dimension multimodal (F14-F23)
    We test it for F7, F11, F19
%}

% Load details of the selected benchmark function
% Here, the variables used are:
% lb=the lower bound of variable n
% ub=the upper bound of variable n
% dim = number of variables
% ObjectiveFunction = @YourCostFunction

[lb,ub,dim,ObjectiveFunction] = Load_Function_Details(Function_name);

% Call the WOA Function
numberOfSearchAgents=30; % Number of search agents 30
Max_No_Of_Iterations=600; % Maximum number of iterations -
Try it for 400, 500 and 600

[Best_score,Best_pos,WOA_cg_curve]=WOA(numberOfSearchAgents,Max_No_Of_Iterations, lb, ub, dim, ObjectiveFunction);

figure('Position',[325 200 600 300])

%Draw search space
subplot(1,2,1);
func_plot(Function_name);
title('Parameter Space')
xlabel('x_1');
ylabel('x_2');
zlabel([Function_name,'(x_1, x_2)'])

%Draw objective space
subplot(1,2,2);
semilogy(WOA_cg_curve,'Color','r')
title('Objective Space')
xlabel('Iteration No. ');
ylabel('Best Score Obtained So Far');

axis tight % auto/ manual/ tight/ fill
grid on % on/ off
box on % on/ off
legend('WOA')

display(['The best solution found by WOA is: ', num2str(Best_pos)]);
display(['and, the best optimal value of the objective function obtained by the algorithm is: ', num2str(Best_score)]);

```

Fig. 3 The MATLAB code for WOA pseudo-code given in Fig. 2

- Multi-objective Optimal Mobile Robot Path Planning [6].
- Multi-objective Optimal Vehicle Fuel Consumption [13]
- Neural Network Training [1]
- Optimal Power Flow Problem [2]
- Optimal Siting of Capacitors in Radial Distribution Network [23]
- Skeletal Structures [17]
- Unit Commitment Problem Solution [18]

- Workflow Planning of Construction Sites [24]

#### IV. EXPERIMENTATION AND RESULTS

MATLAB (abbreviated for MATrix LABoratory), developed by MathWorks, is a fourth-generation high-level programming language and interactive environment for numerical computation, visualization and programming. MATLAB provides powerful facilities for algebraic equations, algorithms, bioinformatics, calculus and differential equations, communications systems, computational biology, computational finance, control systems, creation of user interfaces, curve fitting, data acquisition and analysis, database access and reporting, differential equations, econometrics, fuzzy logic, image processing and computer vision, interfacing with programs written in other languages like C, C++, FORTRAN, Java, and Python, linear algebra, machine learning, matrix manipulation, neural networks, non-linear functions, numerical integration, optimization, parallel computing, plotting of data and functions, signal processing, statistics, symbolic mathematics, text analytics, trading toolbox, etc. [19], [20], [25]. MATLAB is widely used in all areas of applied mathematics, in education and research at universities, and in the industry. It is because of this unique and powerful phenomenon that the researchers are shifting to MATLAB for implementation of algorithms.

The main function *main.m* implementing the WOA

algorithm coded in MATLAB R2013a is shown in Fig. 3 below.

The benchmark functions used in WOA algorithm are grouped as: unimodal (F1-F7), multimodal (F8-F13), and fixed-dimension multimodal (F14-F23). Out of these benchmark functions, we show the experimental results for some typical functions, namely for F7, F11, and F19.

For each benchmark function, we initialize the population size (i.e., number of search agents) to be 30 and maximum number of iterations to be (a) 400, (b) 500, and (c) 600. For each of these iterations, we load the details of the selected function by calling the function *Load\_Function\_Details()* to get the values of variables lb, ub, dim, and ObjectiveFunction. We then call the function *WOA()* with input parameters *numberOfSearchAgents*, *Max\_No\_Of\_Iterations*, lb, ub, dim, ObjectiveFunction; and to get the output parameters as *Best\_score*, *Best\_pos*, and *WOA\_cg\_curve*. We then draw search space, and objective space for the selected function. We finally record the best solution as well as the best optimal value of the objective function found by WOA. The results are summarized in Figs. 4 and 5.

It can be observed from Figs. 5 and 6 that for iterations  $\geq 500$ , the best optimal values of the objective function under consideration are consistent, whereas for iterations less than 500, the best optimal values of the objective function are not consistent.

Trial No.	Function	No. of Iterations	Results
1	F7	400	The best solution found by WOA is: 0.098581 0.033542 0.015444 0.033314 -0.015459 -0.018481 0.024695 -0.037702 0.031124 0.052429 0.028131 0.058106 0.10342 -0.10469 0.1014 0.025109 -0.12406 0.038962 0.038851 0.045022 0.032566 0.018397 -0.04467 0.0035048 0.082337 0.0032771 0.0013812 0.02281 0.0018845 -0.020522 and, the best optimal value of the objective function obtained by the algorithm is: 0.010911
2	F7	400	The best solution found by WOA is: -0.03276 0.0039189 -0.0027533 -0.026089 -0.02722 -0.050987 0.022025 0.012407 0.004866 0.017596 0.024966 -0.025727 0.0094708 0.0020619 -0.013389 0.021602 -0.044968 0.0096505 0.0076746 -0.051843 0.0056028 -0.016589 -0.011775 0.0030485 0.0025613 -0.012052 -0.0066285 -0.035969 -0.031336 -0.04241 and, the best optimal value of the objective function obtained by the algorithm is: 0.00049453
3	F7	400	The best solution found by WOA is: -0.074759 -0.0065112 0.052254 0.03869 -0.022741 0.019697 0.02722 0.037573 0.034439 -0.031324 0.048949 0.088659 0.022493 -0.024989 -0.020686 0.018702 -0.03008 0.055584 -0.0099135 0.088415 -0.02453 -0.0052609 0.078932 0.032889 -0.048378 -0.030175 -0.035902 -0.0087076 -0.001448 -0.023986 and, the best optimal value of the objective function obtained by the algorithm is: 0.0038613
4	F11	500	The best solution found by WOA is: 3.4383e-09 -2.4135e-09 3.6406e-09 6.2847e-09 -6.9836e-09 8.6736e-09 8.9532e-11 -1.3889e-08 1.152e-09 -2.8516e-08 1.6535e-08 1.1805e-08 -2.6863e-10 8.7489e-10 6.281e-09 3.8511e-08 -2.5484e-09 4.3204e-09 -2.2658e-09 -3.0648e-09 9.593e-09 -2.0312e-09 1.0984e-08 -2.6022e-08 -1.3715e-08 -3.9802e-08 -2.155e-09 1.4866e-09 8.3143e-09 -1.8603e-08 and, the best optimal value of the objective function obtained by the algorithm is: 0
5	F11	500	The best solution found by WOA is: 3.3822e-09 5.3688e-10 1.4555e-08 4.3601e-11 1.1485e-08 3.5398e-10 4.9089e-09 1.8779e-10 3.5425e-10 7.3686e-09 2.7733e-08 3.1812e-09 1.8585e-08 1.5334e-09 3.6414e-10 4.2042e-10 2.2447e-10 9.7317e-11 1.3313e-08 5.705e-09 1.0153e-10 1.0128e-08 1.4053e-08 3.6441e-09 8.9642e-10 2.9107e-08 8.0729e-10 2.1369e-10 1.3271e-09 1.5879e-09 and, the best optimal value of the objective function obtained by the algorithm is: 0
6	F11	500	The best solution found by WOA is: -5.546e-11 -1.3693e-08 6.396e-10 7.2073e-09 -1.2348e-09 -1.527e-08 -1.6155e-09 -9.0328e-10 -7.3979e-10 -1.989e-10 -3.3178e-10 3.935e-10 -3.9533e-10 -2.0723e-09 -2.6292e-09 -1.8913e-08 -3.163e-09 -3.0206e-08 -6.2108e-10 -1.4117e-08 -6.4202e-09 -6.797e-10 3.5225e-09 -1.4989e-08 -2.478e-10 -3.9623e-10 6.3811e-12 5.8666e-10 -1.5911e-09 -4.5071e-10 and, the best optimal value of the objective function obtained by the algorithm is: 0
7	F19	600	The best solution found by WOA is: 0.10027 0.55571 0.85259 and, the best optimal value of the objective function obtained by the algorithm is: -3.8627
8	F19	600	The best solution found by WOA is: 0.21322 0.55449 0.85251 and, the best optimal value of the objective function obtained by the algorithm is: -3.8569
9	F19	600	The best solution found by WOA is: 0.17414 0.55509 0.85248 and, the best optimal value of the objective function obtained by the algorithm is: -3.8606

Fig. 4 The best solution and the best optimal value of the objective function found WOA

Trial No.	Function	No. of Iterations	Results
1	F7	400	The best solution found by WOA is: 0.098581 0.033542 0.015444 0.033314 -0.015459 -0.018481 0.024695 -0.037702 0.031124 0.052429 0.028131 0.058106 0.10342 -0.10469 0.1014 0.025109 -0.12406 0.038962 0.038851 0.045022 0.032566 0.018397 -0.04467 0.0035048 0.082337 0.0032771 0.0013812 0.02281 0.0018845 -0.020522 and, the best optimal value of the objective function obtained by the algorithm is: 0.010911
2	F7	500	The best solution found by WOA is: 0.0072913 0.043482 0.14471 -0.009688 0.0041403 -0.0020246 0.042303 0.018979 0.0075254 0.0030061 0.0070323 -0.0091676 0.045242 -0.051089 0.066826 0.049396 0.023803 0.044236 -0.0063539 -0.014048 -0.037641 0.031342 0.018399 0.053036 -0.080668 0.0093786 0.070078 -0.0065712 0.0030686 -0.02195 and, the best optimal value of the objective function obtained by the algorithm is: 0.0041892
3	F7	600	The best solution found by WOA is: -0.031856 -0.019695 -0.099673 -0.043843 -0.011524 -0.046187 0.10471 -0.019369 0.057222 -0.025775 -0.00015645 0.01627 0.024126 0.025329 -0.046473 -0.042651 0.062806 -0.016215 0.043074 -0.049041 -0.022773 -0.033064 -0.05983 0.0058947 -0.0050745 -0.049203 0.007543 0.080329 -0.010613 0.02812 and, the best optimal value of the objective function obtained by the algorithm is: 0.0036435
4	F11	400	The best solution found by WOA is: 3.4383e-09 -2.4135e-09 3.6406e-09 6.2847e-09 -6.9836e-09 8.6736e-09 8.9532e-11 -1.3889e-08 1.152e-09 -2.8516e-08 1.6535e-08 1.1805e-08 -2.6863e-10 8.7489e-10 6.281e-09 3.8511e-08 -2.5484e-09 4.3204e-09 -2.2658e-09 -3.0648e-09 9.593e-09 -2.0312e-09 1.0984e-08 -2.6022e-08 -1.3715e-08 -3.9802e-08 -2.155e-09 1.4866e-09 8.3143e-09 -1.8603e-08 and, the best optimal value of the objective function obtained by the algorithm is: 0
5	F11	500	The best solution found by WOA is: -1.666e-09 -1.6336e-09 1.1605e-08 7.3157e-09 2.3332e-08 -2.5064e-08 8.463e-09 -3.2797e-09 3.7061e-09 3.3124e-09 2.4146e-08 5.5364e-11 1.7441e-09 3.3104e-09 -2.2129e-10 -2.3971e-08 -3.3183e-08 1.3564e-09 3.969e-09 -3.4973e-08 3.9629e-11 -3.1227e-09 -3.3421e-09 3.6082e-08 -4.2237e-08 -1.5065e-08 9.3717e-09 4.4576e-08 -2.2274e-08 -9.7951e-09 and, the best optimal value of the objective function obtained by the algorithm is: 0
6	F11	600	The best solution found by WOA is: -2.8041e-09 -2.4105e-09 -8.9324e-09 -4.5727e-09 5.7169e-09 -1.5277e-08 -3.0666e-09 -4.2286e-09 -4.9284e-10 -1.7653e-09 -1.1907e-08 -7.4269e-11 -5.0815e-09 -3.0919e-09 1.3231e-09 -2.2316e-09 -5.2931e-09 -1.3573e-08 -1.9175e-09 3.2319e-08 -8.0767e-11 -7.5681e-09 4.7044e-08 -3.2932e-08 -4.7357e-09 -1.7578e-08 -3.7707e-09 1.1743e-08 -1.9864e-08 -5.0844e-09 and, the best optimal value of the objective function obtained by the algorithm is: 0
7	F19	400	The best solution found by WOA is: 0.046991 0.55603 0.85275 and, the best optimal value of the objective function obtained by the algorithm is: -3.86
8	F19	500	The best solution found by WOA is: 0.048637 0.55583 0.85278 and, the best optimal value of the objective function obtained by the algorithm is: -3.8602
9	F19	600	The best solution found by WOA is: 0.10027 0.55571 0.85259 and, the best optimal value of the objective function obtained by the algorithm is: -3.8627

Fig. 5 The values for benchmark functions F7 (unimodal), F11 (multimodal) and F19 (fixed-dimension multimodal) for different iterations

We now present the 2-D Representation for F7, F11, F19 along with their Parameter Space, and Objective Space, in turn.

#### (i) Unimodal Benchmark Function F7

The 2-D Representation of Unimodal Benchmark Function F7 (number of iterations = 400) along with its Parameter Space and Objective Space is shown in Figs. 6 (a) and (b).

The best solution found by WOA is:

0.098581 0.033542 0.015444 0.033314  
-0.015459 -0.018481 0.024695 -0.037702 0.031124  
0.052429 0.028131 0.058106 0.10342 -0.10469  
0.1014 0.025109  
-0.12406 0.038962 0.038851 0.045022 0.032566  
0.018397 -0.04467 0.0035048 0.082337 0.0032771  
0.0013812 0.02281 0.0018845 -0.020522,

and, the best optimal value of the objective function obtained by the algorithm is: 0.010911.

#### (ii) Multimodal Benchmark Function F11

The 2-D Representation of Multimodal Benchmark Function F11 (number of iterations = 500) along with its Parameter Space and Objective Space is shown in Figs. 7 (a) and (b).

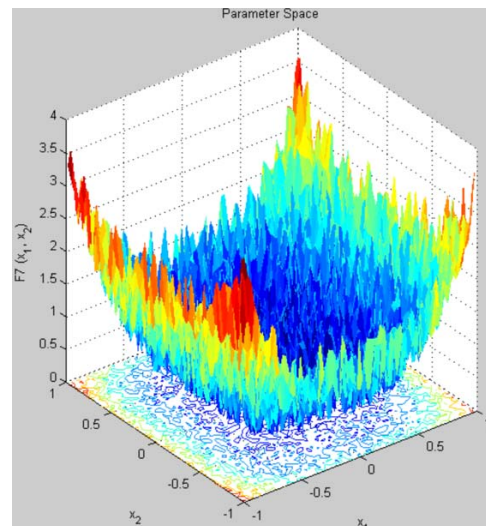


Fig. 6 (a) 2-D Representation of unimodal benchmark function F7: Parameter Space

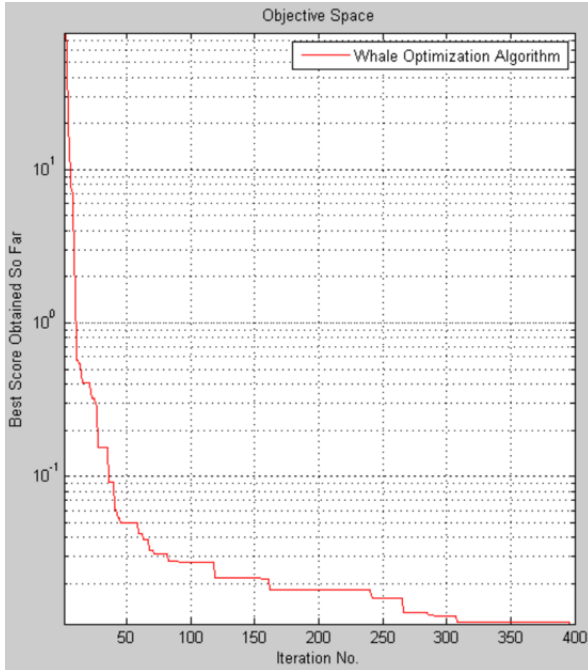


Fig. 6 (b) 2-D Representation of unimodal benchmark function F7: Objective Space

The best solution found by WOA is:

3.4383e-09 -2.4135e-09 3.6406e-09 6.2847e-09  
-6.9836e-09 8.6736e-09 8.9532e-11 -1.3889e-08 1.152e-09 -  
2.8516e-08 1.6535e-08 1.1805e-08  
-2.6863e-10 8.7489e-10 6.281e-09 3.8511e-08  
-2.5484e-09 4.3204e-09 -2.2658e-09 -3.0648e-09 9.593e-09 -  
2.0312e-09 1.0984e-08 -2.6022e-08  
-1.3715e-08 -3.9802e-08 -2.155e-09 1.4866e-09 8.3143e-09 -  
1.8603e-08,

and, the best optimal value of the objective function obtained by the algorithm is: 0.

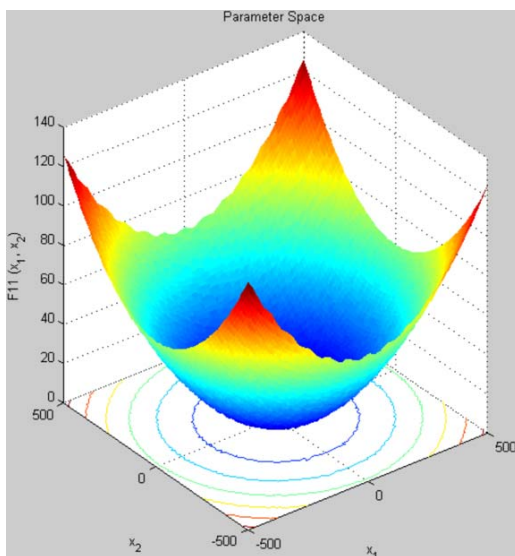


Fig. 7 (a) 2-D Representation of multimodal benchmark function F11: Parameter space

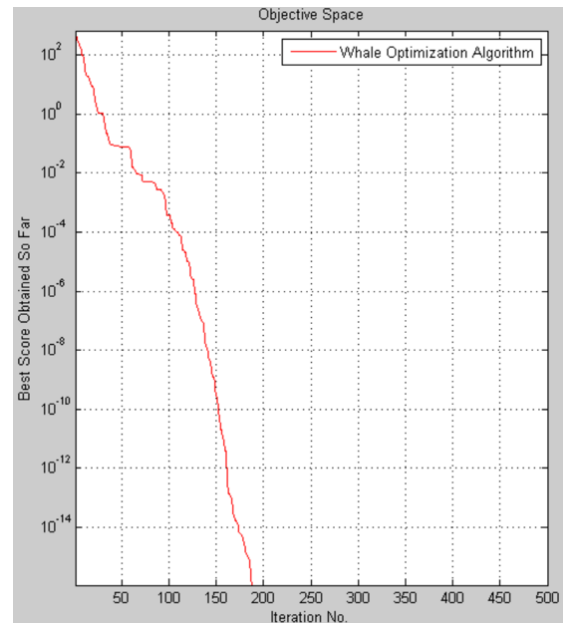


Fig. 7 (b) 2-D Representation of Multimodal Benchmark Function F11: Objective Space

(i) Fixed-Dimension Multimodal Benchmark Function F19

The 2-D Representation of Fixed-Dimension Multimodal Benchmark Function F19 (number of iterations = 600) along with its Parameter Space and Objective Space is shown in Figs. 8 (a) and (b).

The best solution found by WOA is:

0.10027 0.55571 0.85259,

and, the best optimal value of the objective function obtained by the algorithm is: -3.8627.

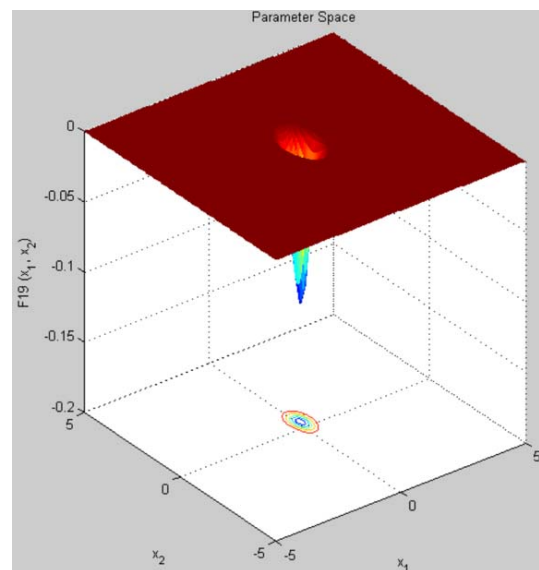


Fig. 8 (a) 2-D Representation of fixed-dimension multimodal benchmark function F19: Parameter space



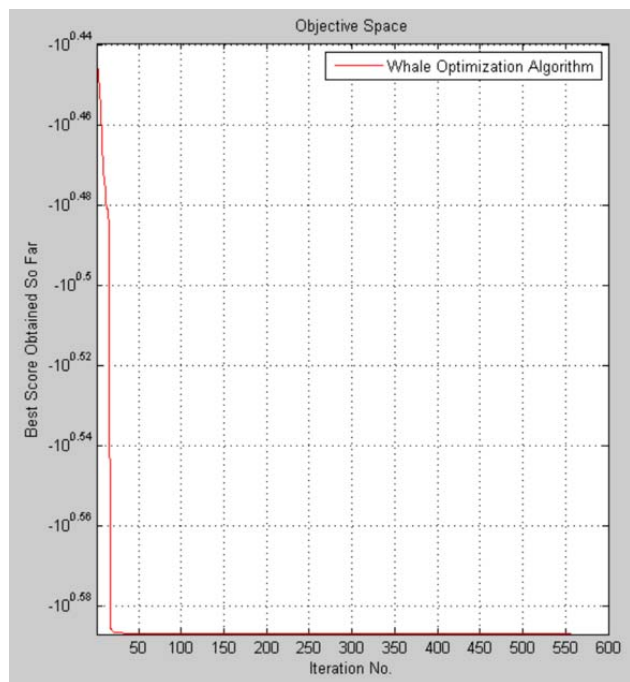


Fig. 8 (b) 2-D Representation of Fixed-Dimension Multimodal Benchmark Function F19: Objective Space

## V. CONCLUSION

Optimization has become an integral part of our daily lives. WOA is a novel nature-inspired meta-heuristic optimization algorithm. WOA being an optimization algorithm, it has been applied across almost all fields: chemistry, economics, electrical engineering, electronics engineering, mechanical engineering, image processing, information technology, medical sciences, natural language processing, neural networks, physics, and so on. WOA has been tested with 29 mathematical optimization problems and six structural design problems. The experimental results establish that the WOA is a powerful search algorithm. Optimization results prove that the WOA algorithm is very competitive as compared to the state-of-art meta-heuristic algorithms as well as conventional methods. The algorithm has been implemented in MATLAB because of the unique and powerful features of MATLAB which are not available in any other programming language. It was empirically observed that the best optimal values of the objective function under consideration are not consistent if the number of iterations is taken to be less than 500.

## REFERENCES

- [1] Aljarah, Ibrahim, Hossam Faris, and Seyedali Mirjalili. "Optimizing connection weights in neural networks using the whale optimization algorithm." *Soft Computing* (2016): 1-15.
- [2] Bentouati, B., L. Chaib, and S. Chettih. "A hybrid whale algorithm and pattern search technique for optimal power flow problem." *Modelling, Identification and Control (ICMIC)*, 2016 8th International Conference on. IEEE, 2016.
- [3] Brownlee, Jason, *Clever Algorithms: Nature-Inspired Programming Recipes*, <http://www.cleveralgorithms.com>, Accessed: 12/05/2018.
- [4] Buch, Hitarch, et al. "Combined Emission Constrained Economic Dispatch with Valve Point Effect Loading Problem Solution using Whale Optimization Algorithm."
- [5] Cherukuri, Santhan Kumar, and Srinivasa Rao Rayapudi. "A Novel Global MPP Tracking of Photovoltaic System based on Whale Optimization Algorithm." *International Journal of Renewable Energy Development* 5.3 (2016): 225.
- [6] Dao, Thi-Kien, Tien-Szu Pan, and Jeng-Shyang Pan. "A multi-objective optimal mobile robot path planning based on whale optimization algorithm." *Signal Processing (ICSP)*, 2016 IEEE 13th International Conference on. IEEE, 2016.
- [7] Edwin K. P. Chong & Stanislaw H. Zak, *An Introduction to Optimization*, 4th Edition, Wiley India, 2017.
- [8] El Aziz, Mohamed Abd, Ahmed A. Ewees, and Aboul Ella Hassanien. "Whale Optimization Algorithm and Moth-Flame Optimization for Multilevel Thresholding Image Segmentation." *Expert Systems with Applications* (2017).
- [9] Goldbogen JA, Friedlaender AS, Calambokidis J, Mckenna MF, Simon M, Nowacek DP. Integrative approaches to the study of baleen whale diving behavior, feeding performance, and foraging ecology. *BioScience* 2013;63:90–100.
- [10] Hassanien, Aboul Ella, et al. "Historic handwritten manuscript binarisation using whale optimisation." *Systems, Man, and Cybernetics (SMC)*, 2016 IEEE International Conference on. IEEE, 2016.
- [11] Hof PR, Van Der Gucht E. Structure of the cerebral cortex of the humpback whale, *Megaptera novaeangliae* (Cetacea, Mysticeti, Balaenopteridae). *Anat Rec* 2007;290:1–31.
- [12] Hongping Hu, Yanping Bai, Ting Xu, A whale optimization algorithm with inertia weight, *WSEAS Transactions on Computers*, E-ISSN: 2224-2872, Volume 15, 2016, pp. 319-326.
- [13] Horng, Mong-Fong, et al. "A Multi-Objective Optimal Vehicle Fuel Consumption Based on Whale Optimization Algorithm." *Advances in Intelligent Information Hiding and Multimedia Signal Processing: Proceeding of the Twelfth International Conference on Intelligent Information Hiding and Multimedia Signal Processing*, Nov., 21-23, 2016, Kaohsiung, Taiwan, Volume 2. Springer International Publishing, 2017.
- [14] <http://www.dictionary.com/browse/optimization>, Accessed: 12/05/2018.
- [15] Introduction to Optimization, <https://neos-guide.org/content/optimization-introduction>, Accessed: 12/05/2018.
- [16] Kalyanmoy Deb, *Multi-Objective Optimization using Evolutionary Algorithms*, Wiley, 2010.
- [17] Kaveh, A., and M. Ilchi Ghazaan. "Enhanced whale optimization algorithm for sizing optimization of skeletal structures." *Mechanics Based Design of Structures and Machines* (2016): 1-18.
- [18] Ladumor, Dilip P., et al. "A Whale Optimization Algorithm approach for Unit Commitment Problem Solution."
- [19] MATLAB Tutorial, [tutorialspoint.com/matlab/index.htm](http://tutorialspoint.com/matlab/index.htm), Accessed: 12/05/2018.
- [20] MATLAB, [mathworks.com/products/matlab.html](http://mathworks.com/products/matlab.html), Accessed: 12/05/2018.
- [21] Mostafa, Abdalla, et al. "Liver segmentation in MRI images based on whale optimization algorithm." *Multimedia Tools and Applications* (2017): 1-24.
- [22] Optimization problems and algorithms, [https://www.udemy.com/optimisation/?couponCode=OPTIMIZATION\\_LOVER2](https://www.udemy.com/optimisation/?couponCode=OPTIMIZATION_LOVER2), Accessed: 12/05/2018.
- [23] Prakash, D. B., and C. Lakshminarayana. "Optimal siting of capacitors in radial distribution network using Whale Optimization Algorithm." *Alexandria Engineering Journal* (2016).
- [24] Rohani, Mohammad, et al. "The Workflow Planning Of Construction Sites Using Whale Optimization Algorithm (WOA)." *Turkish Online Journal Of Design Art And Communication* 6 (2016): 2938-2950.
- [25] Rudra Pratap, *Getting Started with MATLAB: A Quick Introduction for Scientists & Engineers*, Oxford, 2010.
- [26] Sahlol, Ahmed T., and Aboul Ella Hassanien. "Bio-Inspired Optimization Algorithms for Arabic Handwritten Characters." *Handbook of Research on Machine Learning Innovations and Trends*. IGI Global, 2017. 897-914.
- [27] Sayed, Gehad Ismail, et al. "Breast Cancer Diagnosis Approach Based on Meta-Heuristic Optimization Algorithm Inspired by the Bubble-Net Hunting Strategy of Whales." *International Conference on Genetic and Evolutionary Computing*. Springer International Publishing, 2016.
- [28] Seyedali Mirjalili, Andrew Lewis, *The Whale Optimization Algorithm*, *Advances in Engineering Software* 95 (2016) 51–67, Elsevier.
- [29] Singiresu S. Rao, *Engineering Optimization: Theory and Practice Paperback*, New Age International Publishers; Third edition, 2013.
- [30] Touma, Haider J. "Study of The Economic Dispatch Problem on IEEE

- 30-Bus System using Whale Optimization Algorithm." International Journal of Engineering Technology and Sciences (IJETS) 5.1 (2016): 11-18.
- [31] Trivedi, Indrajit N., et al. "An emission constraint environment dispatch problem solution with microgrid using Whale Optimization Algorithm." Power Systems Conference (NPSC), 2016 National. IEEE, 2016.
- [32] Types of Optimization Problems, <https://neos-guide.org/optimization-tree>, Accessed: 12/05/2018.
- [33] Watkins WA, Schevill WE. Aerial observation of feeding behavior in four baleen whales: *Eubalaena glacialis*, *Balaenoptera borealis*, *Megaptera novaeangliae*, and *Balaenoptera physalus*. J Mammal 1979;155–63.
- [34] What Is Optimization? [https://sites.math.washington.edu/~burke/crs/515/notes/nt\\_1.pdf](https://sites.math.washington.edu/~burke/crs/515/notes/nt_1.pdf), Accessed: 12/05/2018.
- [35] Zamani, Hoda, and Mohammad-Hossein Nadimi-Shahraki. "Feature Selection Based on Whale Optimization Algorithm for Diseases Diagnosis." International Journal of Computer Science and Information Security 14.9 (2016): 1243.