

C-A/AP/#375  
January 2010

# R&D ERL: Magnet

G. Mahler



**Collider-Accelerator Department  
Brookhaven National Laboratory  
Upton, NY 11973**


Notice: This document has been authorized by employees of Brookhaven Science Associates, LLC under Contract No. DE-AC02-98CH10886 with the U.S. Department of Energy. The United States Government retains a non-exclusive, paid-up, irrevocable, world-wide license to publish or reproduce the published form of this document, or allow others to do so, for United States Government purposes.



G5 Solenoids



6Q12 Ring Quadrupoles and 3D60 Ring Arc Dipole



The BNL prototype ERL is the major experimental research and development effort towards RHIC II, the electron cooling project for RHIC. The objective is to reduce the risk and costs of the RHIC II project, as well as developing and demonstrating the electron beam parameters required for electron cooling. The prototype will also serve as a test bed for studying issues relevant to very high current ERLs. All quadrupole and dipole magnets are of the warm bore variety. All magnets are to be accurately CNC machined and will be installed on similarly machined bases. A portion of the ring will be mounted on a movable gantry with a total stroke of plus/minus 5cm.



X.X +0.1  
X.XX +0.01  
X.XXX +0.001  
ANG. +0.5

- Ring Arc Dipole 3D60 – Bends 20 MeV electrons by 60 degree with focusing in both horizontal and vertical planes and an entrance/exit angle of 15 degrees. Dipole gap is 3 cm with a central field of 3.3 kGauss. The magnetic length is around 19 cm with a field quality of sextupole b3 to dipole integral ratio approximately equal to  $1.2\text{E-}4$  at a radius equal to 1 cm and the quadrupole ratio required is about 2.1%.
- Ring Quadrupole 6Q12 – Required gradient is 0.3 kGauss/cm. Pole diameter aperture is 6 cm, with a tip field of approximately 900 G and magnetic length of about 16 cm. The field quality 12-pole integral ratio is  $1.6\text{E-}4$  at a radius of 2.5 cm.
- The injection 30 degree z-bend Dipole/Quad combined magnet has a half-gap of 3.644 cm and is designed to minimize the b3 sextupole component. The central field is 191.3 G with a magnetic length of approximately 29.6 cm. The field quality has an integrated sextupole ratio of  $4\text{E-}4$  and octupole ratio of  $3\text{E-}4$  at a radius of 1.5 cm.
- The injection 15 degree z-bend Dipole/Quad combined magnet has a half-gap of 3.544 cm and is designed to minimize the b3 sextupole component. The central field is 145.1 G with a magnetic length of approximately 19.2 cm. The field quality has an integrated sextupole ratio of  $2.3\text{E-}4$  and an octupole ratio of  $1.3\text{E-}4$  at a radius of  $R=1.5$  cm.
- The solenoid pair is designed with a peak field of 984 G, assuming a separation of 5 inches steel to steel or 9.5 inches center to center. Maximum coil current is 8.4 amps at a maximum voltage of 13.4 volts.
- Quadrupole Doublet 3Q6 – Required field gradient of 58 Gauss/cm. The field quality, assuming all coils are powered, has an integrated octupole ratio of  $5.3\text{E-}4$  and a 12-pole ratio of  $4.1\text{E-}4$ .

**Comment:** ERL Loop 60° Dipole – Chevron type –with 2% Trim Coil**Revision:** B Mar-03-2006**BNL Job No.:** 010606068 MPC – 01**Magnet Function Page:** 1 of 1**ECN:**

Magnet: 3D60	<b><u>CERTIFICATION</u></b>	<b><u>Initial</u></b>	<b><u>Date</u></b>	<b><u>Review</u></b>	<b><u>Initial</u></b>	<b><u>Date</u></b>
Type: Dipole	Engineer: G. Mahler	<i>GM</i>	<i>3-22-06</i>	Mechanical: J. Tuozzolo	<i>J.T.</i>	<i>3/17/06</i>
Designer: C. Longo	Magnetic: W. Meng	<i>w.m.</i>	<i>3/16/06</i>	Electrical: J. Sandberg	<i>JS</i>	<i>3/17/06</i>
Manufacturer: TBD	Physics: D. Kayran	<i>D.K.</i>	<i>3/16/06</i>	Project Leader: I. Ben-Zvi	<i>IBZ</i>	<i>3/17/06</i>
	Power: R. Lambiase	<i>RL</i>	<i>3/22/06</i>	A P Group Head: V. Litvinenko	<i>VL</i>	<i>3/23/06</i>

**FIXED PARAMETERS****Quantities**

Ring: 6	Core Length (cm):	39.72
Injection: 0	Gap or Aperture (cm):	3
Extraction: 0	Bend Radius (cm):	20
Total: 6	Turns Per Pole (turns):	20
Functions: 6	Trim Turns Per Pole (turns):	33
	Weight Magnet + Coils (lbs):	230
	Good Field Horz (cm):	± 3
	Good Field Vert (cm):	± 1
	Field Radius (cm):	N/A
	Magnetic Length (cm):	21.40
<b><u>Spares</u></b>	Magnet Resistance (ohms):	13.3E-3
Magnets: 1	Magnet Inductance (microH):	2571
	without trim coils	
Coils: 2	Magnet Resistance (ohms) @	TBM
	Operating Temp.	
	Core Edge Angle (degrees)	14
	TBM – to be measured	

**DESIGN PARAMETERS**

Parameter Source:	Measured	TBD
Pole Tip Peak Field (KG):		4
Nominal Dipole Field (KG):		4
Dipole Integrated Field (KG*CM):		84
Maximum Coil Current (Amps):		260
Maximum Trim Coil Current (Amps):		3.3
Measured Nominal Current (Amps):		TBM
Calculated Nominal Current (Amps):		239
Power (W):		759
Cooling Water, Minimum (GPM):		0.2
Magnet Inlet Temperature, Maximum (°C):		23
Trim Coil Inductance (microH):		7000
Per Magnet		
Trim Coil Resistance per Magnet (ohms)		3.10
Trim Coil Resistance (ohms) @ Operating Temp:		TBM

**BROOKHAVEN**

NATIONAL LABORATORY

Note 1: Units are KG, KG/CM, KG/CM^2 for Quadrupole, Sextupole or Octupole respectively.

Note 2: Units are T/m or T/m^2 for Quadrupole or Sextupole respectively.

Comment: ERL Loop Quad with 5% Trim Coil

Revision: B Mar-03-2006

BNL Job No.: 010606064 MPC – 01


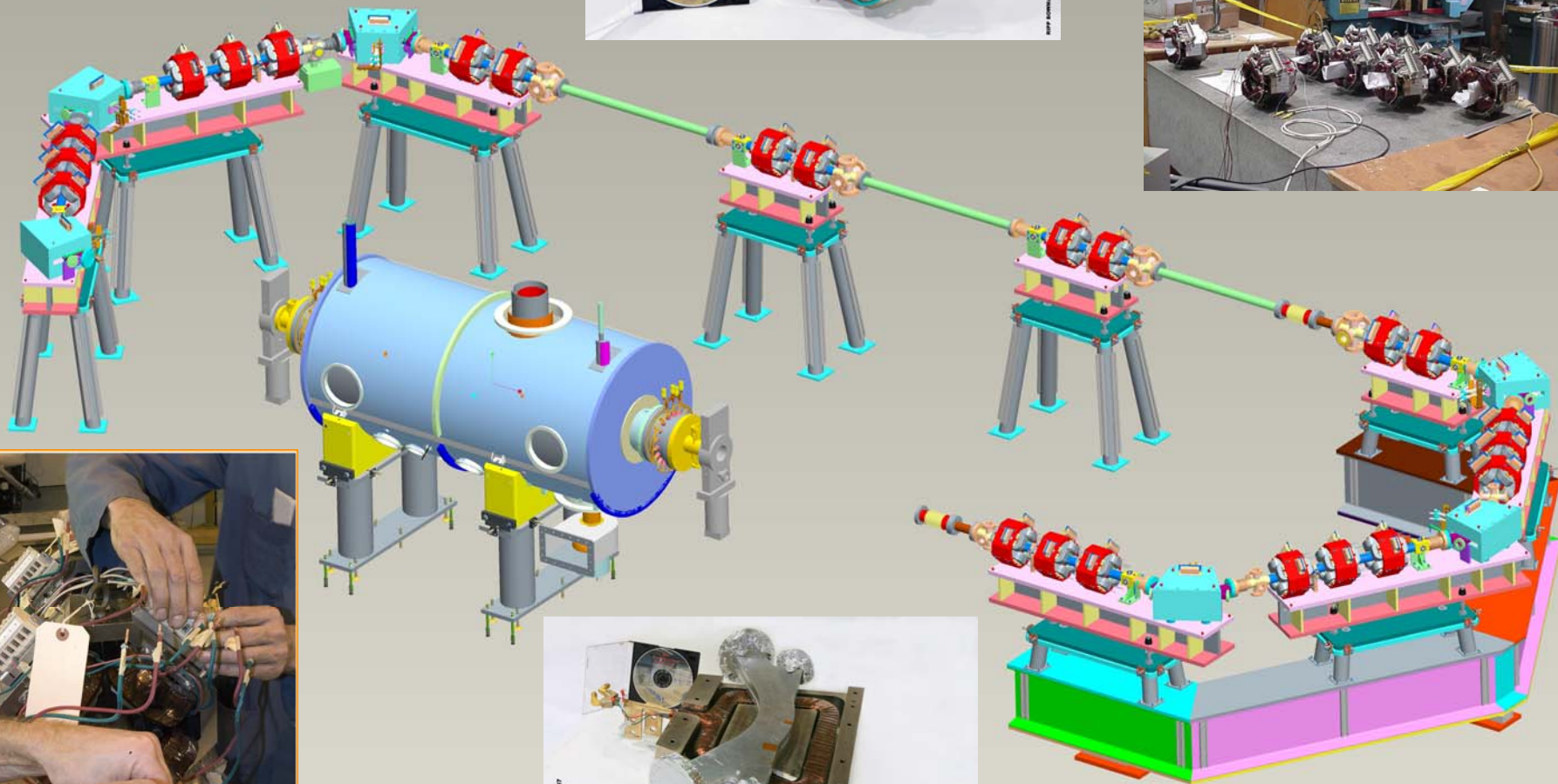
Magnet Function Page: 1 of 1

ECN:

Magnet:	6Q12	<u>CERTIFICATION</u>	<u>Initial</u>	<u>Date</u>	<u>Review</u>	<u>Initial</u>	<u>Date</u>
Type:	Quadrupole	Engineer:	G. Mahler	<u>3-22-06</u>	Mechanical:	J. Tuozzolo	<u>3/17/06</u>
Designer:	C. Longo	Magnetic:	W. Meng	<u>3/16/06</u>	Electrical:	J. Sandberg	<u>3/17/06</u>
Manufacturer:	TBD	Physics:	D. Kayran	<u>3/16/06</u>	Project Leader:	I. Ben-Zvi	<u>3/17/06</u>
		Power:	R. Lambiase	<u>3/22/06</u>	A P Group Head:	V. Litvinenko	<u>3/25/06</u>

<u>Quantities</u>		<u>FIXED PARAMETERS</u>	<u>DESIGN PARAMETERS</u>
Ring:	26	Core Length (cm):	12.8
Injection:	0	Gap or Aperture (cm):	6
Extraction:	0	Turns Per Pole (turns):	190
Total:	26	Trim Turns Per Pole (turns):	110
Functions:	26	Weight Magnet + Coils (lbs):	110
		Good Field Horz (cm):	2.5
		Good Field Vert (cm):	2.5
		Field Radius (cm):	2.5
		Magnetic Length (cm):	15.68
<u>Spares</u>		Magnet Main Coil Resistance (ohms):	1.42
Magnets:	2	Magnet Inductance (microH):	2.07E5
		without trim coils	
Coils:	4	Magnet Resistance (ohms)	TBM
		@ Operating Temp.	
		TBM – to be measured	
			Parameter Source: Measured TBD
			Pole Tip Peak Field (KG): 0.9
			Nominal Gradient (Note 2): 3
			Integrated Gradient (Note 1): 4.50
			Measured Nominal Current @ Field (Amps): TBM
			Calculated Nominal Current @ Field (Amps): 5.8
			Maximum Main Coil Current (Amps): 6.4
			Power (W): 48
			Maximum Trim Coil Current per Magnet (Amps): 0.55
			Magnet Operating Temp (°C): 140°F
			Trim Coil Resistance (ohms): 21.12
			per Magnet
			Trim Coil Resistance, Magnet (ohms) @
			Operating Temp.
			Trim Coil Inductance per Magnet (microH): 6.94E4





X.X+-0.1  
X.XX+-0.01  
X.XXX+-0.001  
ANG.+-0.5

