

ORNL-ARN Enrichment Measurement Capability Assessment

April 2013

**Prepared by
Angie Lousteau
Gustavo Diaz**

DOCUMENT AVAILABILITY

Reports produced after January 1, 1996, are generally available free via the U.S. Department of Energy (DOE) Information Bridge.

Web site <http://www.osti.gov/bridge>

Reports produced before January 1, 1996, may be purchased by members of the public from the following source.

National Technical Information Service
5285 Port Royal Road
Springfield, VA 22161
Telephone 703-605-6000 (1-800-553-6847)
TDD 703-487-4639
Fax 703-605-6900
E-mail info@ntis.gov
Web site <http://www.ntis.gov/support/ordernowabout.htm>

Reports are available to DOE employees, DOE contractors, Energy Technology Data Exchange (ETDE) representatives, and International Nuclear Information System (INIS) representatives from the following source.

Office of Scientific and Technical Information
P.O. Box 62
Oak Ridge, TN 37831
Telephone 865-576-8401
Fax 865-576-5728
E-mail reports@osti.gov
Web site <http://www.osti.gov/contact.html>

This report was prepared as an account of work sponsored by an agency of the United States Government. Neither the United States Government nor any agency thereof, nor any of their employees, makes any warranty, express or implied, or assumes any legal liability or responsibility for the accuracy, completeness, or usefulness of any information, apparatus, product, or process disclosed, or represents that its use would not infringe privately owned rights. Reference herein to any specific commercial product, process, or service by trade name, trademark, manufacturer, or otherwise, does not necessarily constitute or imply its endorsement, recommendation, or favoring by the United States Government or any agency thereof. The views and opinions of authors expressed herein do not necessarily state or reflect those of the United States Government or any agency thereof.

Nuclear Security and Isotope Technology Division

ORNL - ARN ENRICHMENT MEASUREMENT CAPABILITY ASSESSMENT

Angie Lousteau¹
Gustavo Diaz²

¹Oak Ridge National Laboratory
²Argentine Nuclear Regulatory Authority

Date Published: April 2013

Prepared by
OAK RIDGE NATIONAL LABORATORY
Oak Ridge, Tennessee 37831-6283
managed by
UT-BATTELLE, LLC
for the
US DEPARTMENT OF ENERGY
under contract DE-AC05-00OR22725

CONTENTS

	Page
LIST OF FIGURES	v
LIST OF TABLES	vii
ABSTRACT.....	1
1. INTRODUCTION	1
2. MEASUREMENT DESCRIPTION	1
3. RESULTS	4
4. CONCLUSION.....	9
APPENDIX A.....	A-1
APPENDIX B	A-5

LIST OF FIGURES

Figure	Page
Fig. 1. Enrichment results using a CZT detector and WinU235 software.	6
Fig. 2. Enrichment results using a NaI detector and WinU235 software.	6
Fig. 3. Enrichment results using a NaI detector and NaIGEM software.	7
Fig. 4. Enrichment results using an HPGe detector and MGAU software.	7
Fig. 5. Enrichment results using an HPGe detector and WinUF6 software.	8
Fig. 6. Enrichment results using an HM-5 running NaIGEM software.	8

LIST OF TABLES

Table	Page
Table 1. SRM-969 standards.....	Error! Bookmark not defined.
Table 2. Measurement systems (hardware/software) used for enrichment measurements	2
Table 3. Hardware used for enrichment measurements	3
Table 4. Summary of ORNL and ARN measurement results	4

ABSTRACT

In 2012, nondestructive assay experts from Oak Ridge National Laboratory (ORNL) and the Argentine Nuclear Regulatory Authority (ARN) completed a series of comparative enrichment measurements in support of the safeguards cooperation agreement between the US Department of Energy and the ARN. The measurements were performed on SRM-969 uranium standards in October and November 2012 by ORNL and ARN staff at their respective facilities to verify the nondestructive assay measurement expertise and capabilities of nuclear safeguards staff and technicians. A total of sixty measurements using a combination of 7 detector/software systems were performed on these low-enriched uranium standards. The measurement specifics and results are presented in this report. In most cases, the measurement results agreed within the measurement uncertainty of each institution and the declared enrichments of the standards; thus they confirm the technical capability of the ORNL and ARN staff.

1. INTRODUCTION

In 1994, the US Department of Energy (DOE) and the Argentine Nuclear Regulatory Authority (ARN) signed a safeguards cooperation agreement that provides for research and development in nuclear material control, accountancy, verification, physical protection and advanced containment and surveillance technologies for international safeguards applications. The scope of work for specific projects and activities are defined in documents named action sheets. Action sheet 16: “Nondestructive Assay Technician Training and Technical Support” was signed in 2006 to provide for cooperation in enhancing and maintaining the competency and training capabilities of ARN’s technicians and safeguards staff in nondestructive assay (NDA) measurement methods, techniques, and systems.

In pursuant to the scope of work defined in Action Sheet 16, NDA experts from Oak Ridge National Laboratory (ORNL) provided technical support in developing instructional materials, and in the execution of an enrichment training program and laboratory exercises. Upon completion of Action Sheet 16, ARN will use the instructional materials to meet future safeguards training and measurement requirements. To assess the capability of ARN technicians and safeguards staff in performing these NDA enrichment measurements, ARN and ORNL performed a series of independent measurements of SRM-969 uranium standards (ARN received these standards under action sheet 15). This report outlines the results of the measurement campaign.

2. MEASUREMENT DESCRIPTION

Each laboratory completed independent measurements of all National Bureau of Standards SRM-969 standards using various hardware and software combinations. The SRM-969 standard specifications are listed in Table 1.

The measurement systems (hardware/software combinations) used for comparison are listed in Table 2. Discrepancies in the hardware used or software versions used for analysis of the standards are specified in footnotes to the table. For each measurement, when applicable, the enrichment, uncertainty, and spectrum were recorded. Although longer measurements may be performed in practice, 5 minute measurements were performed during this measurement campaign.

Table 3 provides pictures of the hardware used by ORNL and ARN for the measurements described in Table 2. Additional information related to the detector/MCA (multichannel analyzer) settings for each measurement scenario is provided in Appendix A.

With the exception of the cadmium-zinc-telluride (CZT) detector, similar equipment was used by both organizations. With respect to the CZT detectors, ORNL used the spectrometric detector probe (SDP 310/Z/LC/60S) and ARN used the Ritec 500. The SDP detector used by ORNL has a sensitive volume of between 50 and 60 mm³, whereas the Ritec model used by ARN has a sensitive volume of approximately 500 mm³. The difference in CZT crystal size (and collimators), and therefore efficiency, is reflected in the results and uncertainties for these measurement scenarios. These results are discussed in more detail in Section 3.






Table 1. SRM-969 standards

Source ID	Declared Enrichment (wt%)	Uncertainty
NBS-031-078	0.317	0.002
NBS-071-078	0.7119	0.005
NBS-194-078	1.942	0.001
NBS-295-078	2.949	0.002
NBS-446-078	4.4623	0.0032

Table 2. Measurement systems (hardware/software) used for enrichment measurements

Software	Version	Detector	MCA	Function	
WinU235	1.00.0011 ¹	NaI	GBS MCA-166	Spectrum acquisition and enrichment measurement	
NaIGEM	1.52b				
WinU235	1.00.0011 ¹	CZT-500 ²		Spectrum acquisition and enrichment measurement	
NaIGEM	1.52b				
WinUF6	1.01.0000	HPGe		Spectrum acquisition and enrichment measurement	
WinSpec	2.02.0002 ³			Spectrum acquisition	
MGAU	3.21 ⁴			Spectrum acquisition and enrichment measurement	
NaIGEM for HM-5		HM-5		Spectrum acquisition and enrichment measurement	
¹ ARN used WinU235 v 1.01.0000.					
² ORNL used a spectrometric detection probe model 310/Z/LC/60S CZT detector instead of the models listed above.					
³ ARN used WinSpec v 2.02.0004.					
⁴ ARN used MGAU v 4.0.					

Table 3. Hardware used for enrichment measurements

ORNL hardware		ARN hardware	
			
GBS Elektronik GmbH MCA-166 (MMCA)			
			
1 × 2 in. EFC NaI detector paired with the MMCA			
			
Canberra GL0515R HPGe detector paired with the MMCA			
			
SDP 310/Z/LC/60S CZT detector paired with the MMCA and used with W collimator		Ritec CZT 500 paired with the MMCA and used with Pb collimator	
			
Thermo (now FLIR) HM-5 with W collimator			

3. RESULTS

The results of the round-robin enrichment measurement campaign are given in Table 4. The hardware/software packages are identified, as well as the declared enrichments of the SRM-969 standards. The term “cal” in the results table indicates that the standard was used to calibrate the system. The measurement uncertainties are also reported in the table.

Table 4. Summary of ORNL and ARN measurement results

			CZT - WinU235			
			ORNL		ARN	
Source ID	Declared Enrichment (wt%)	Unc.	Measured Enrichment (wt%)	Unc.	Measured Enrichment (wt%)	Unc.
NBS-031	0.317	0.002	0.2105	0.115	0.316	0.0445
NBS-071	0.7119	0.005	cal	cal	cal	cal
NBS-194	1.942	0.001	2.1069	0.1435	1.937	0.0728
NBS-295	2.949	0.002	2.8949	0.1647	2.9516	0.0928
NBS-446	4.4623	0.0032	cal	cal	cal	cal
			NaI - WinU235			
			ORNL		ARN	
Source ID	Declared Enrichment (wt%)	Unc.	Measured Enrichment (wt%)	Unc.	Measured Enrichment (wt%)	Unc.
NBS-031	0.317	0.002	0.3486	0.054	0.2895	0.057
NBS-071	0.7119	0.005	cal	cal	cal	cal
NBS-194	1.942	0.001	1.9568	0.0022	1.9327	0.0854
NBS-295	2.949	0.002	2.937	0.0996	2.9866	0.1048
NBS-446	4.4623	0.0032	cal	cal	cal	cal
			NAI – NaIGEM			
			ORNL		ARN	
Source ID	Declared Enrichment (wt%)	Unc.	Measured Enrichment (wt%)	Absolute Error [%]	Measured Enrichment (wt%)	Absolute Error [%]
NBS-031	0.317	0.002	0.321	0.04	0.316	0.049
NBS-071	0.7119	0.005	0.765	0.044	0.72	0.054
NBS-194	1.942	0.001	2.051	0.058	1.931	0.063
NBS-295	2.949	0.002	2.933	0.058	2.948	0.075
NBS-446	4.4623	0.0032	cal	cal	cal	cal

Table 4. Summary of ORNL and ARN measurement results (continued)

			HPGe - MGAU			
			ORNL		ARN	
Source ID	Declared Enrichment (wt%)	Unc.	Measured Enrichment (wt%)	Unc.	Measured Enrichment (wt%)	Unc.
NBS-031	0.317	0.002	0.294	0.093	0.3588	0.0771
NBS-071	0.7119	0.005	0.762	0.07	0.7571	0.0636
NBS-194	1.942	0.001	2.004	0.063	1.9117	0.0588
NBS-295	2.949	0.002	3.035	0.07	2.9755	0.0635
NBS-446	4.4623	0.0032	4.541	0.085	4.4798	0.0764

			HPGe - WinUF6			
			ORNL		ARN	
Source ID	Declared Enrichment (wt%)	Unc.	Measured Enrichment (wt%)	Unc.	Measured Enrichment (wt%)	Unc.
NBS-031	0.317	0.002	0.31	0.0119	0.3266	0.0116
NBS-071	0.7119	0.005	cal	cal	cal	cal
NBS-194	1.942	0.001	1.9226	0.0517	1.9426	0.0513
NBS-295	2.949	0.002	2.9517	0.0279	2.951	0.0768
NBS-446	4.4623	0.0032	cal	cal	cal	cal

			HM5 – NaI GEM			
			ORNL		ARN	
Source ID	Declared Enrichment (wt%)	Unc.	Measured Enrichment (wt%)	Absolute Error [%]	Measured Enrichment (wt%)	Absolute Error [%]
NBS-031	0.317	0.002	0.34	0.02	0.32	0.023
NBS-071	0.7119	0.005	0.72	0.023	0.7	0.027
NBS-194	1.942	0.001	1.94	0.034	1.96	0.035
NBS-295	2.949	0.002	2.97	0.035	2.98	0.037
NBS-446	4.4623	0.0032	cal	cal	cal	cal

The results show very good agreement between the ORNL and ARN measurements and with the declared values of the SRM-969 standards. The largest difference between ORNL and ARN results occurred when the CZT detectors were used. The ORNL measurements had a larger uncertainty because of the low efficiency of the small CZT detector used. The plots summarizing the data are shown in Figs. 1–6. The measured enrichments and errors are shown on the plots.

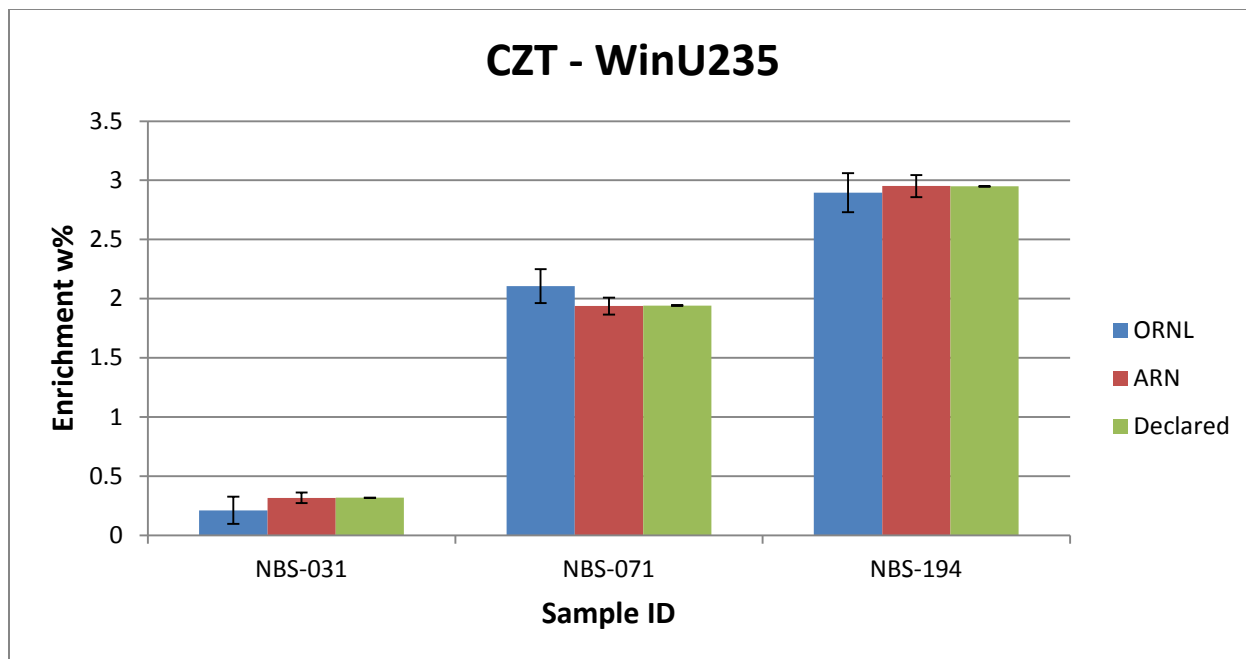


Fig. 1. Enrichment results using a CZT detector and WinU235 software.

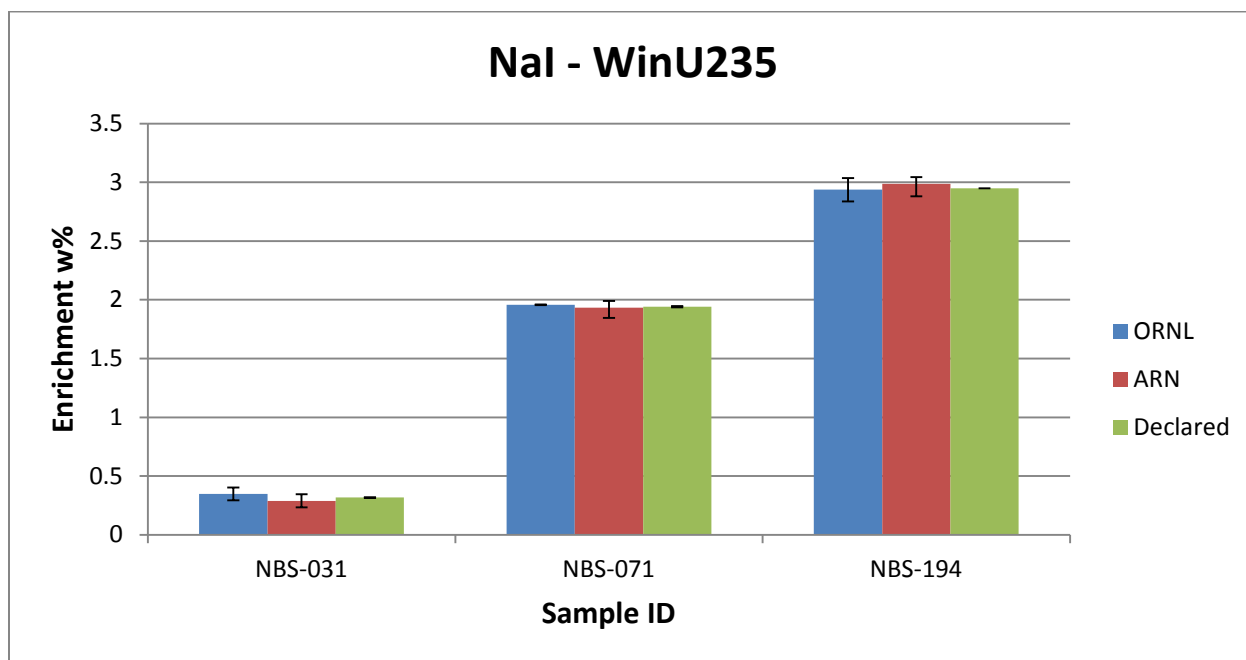


Fig. 2. Enrichment results using a NaI detector and WinU235 software.

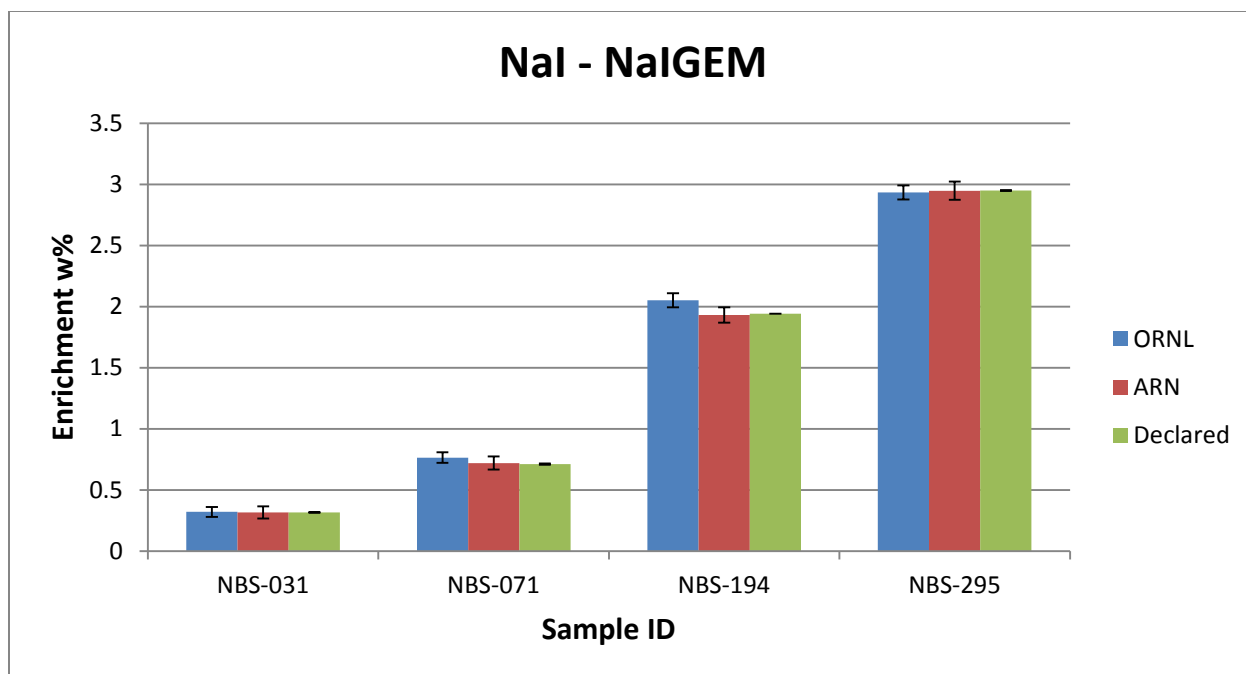


Fig. 3. Enrichment results using a NaI detector and NaIGEM software.

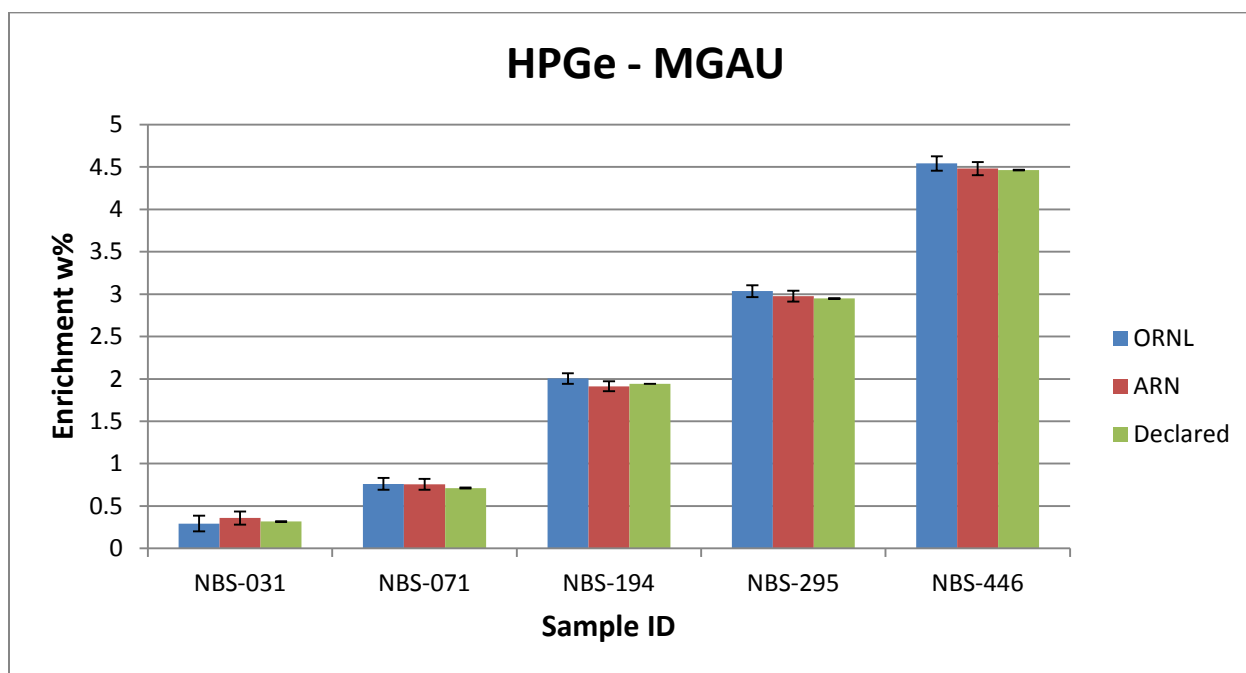


Fig. 4. Enrichment results using an HPGe detector and MGAU software.

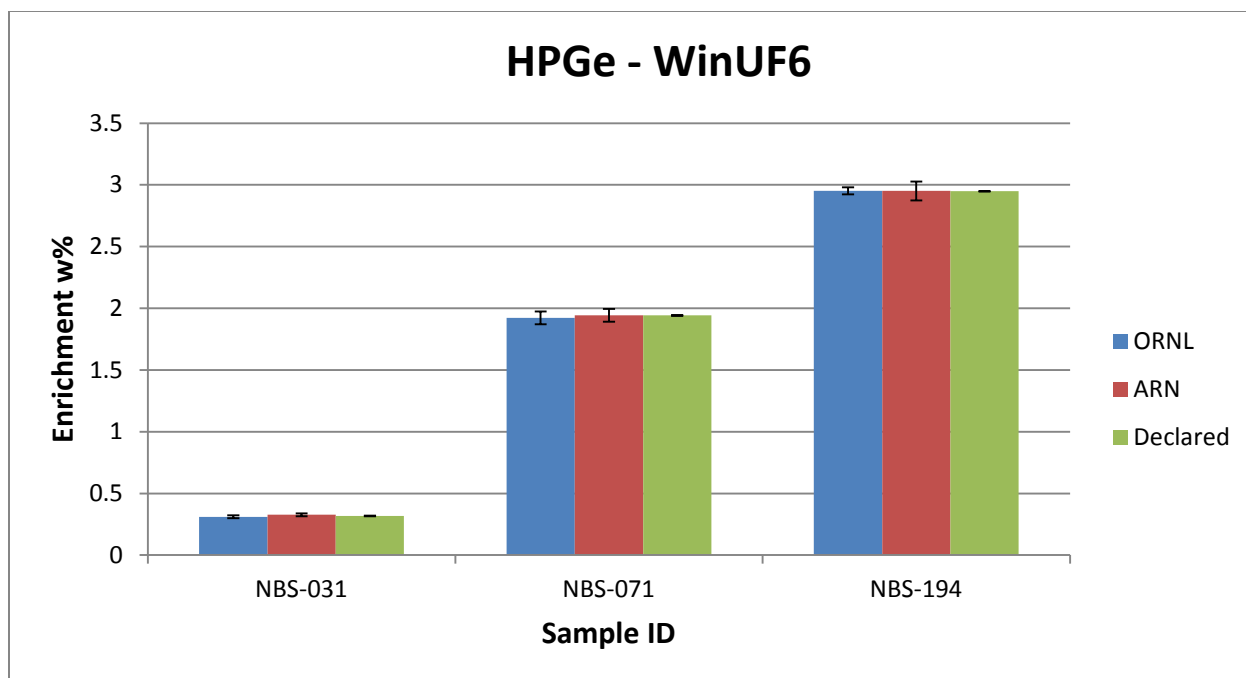


Fig. 5. Enrichment results using an HPGe detector and WinUF6 software.

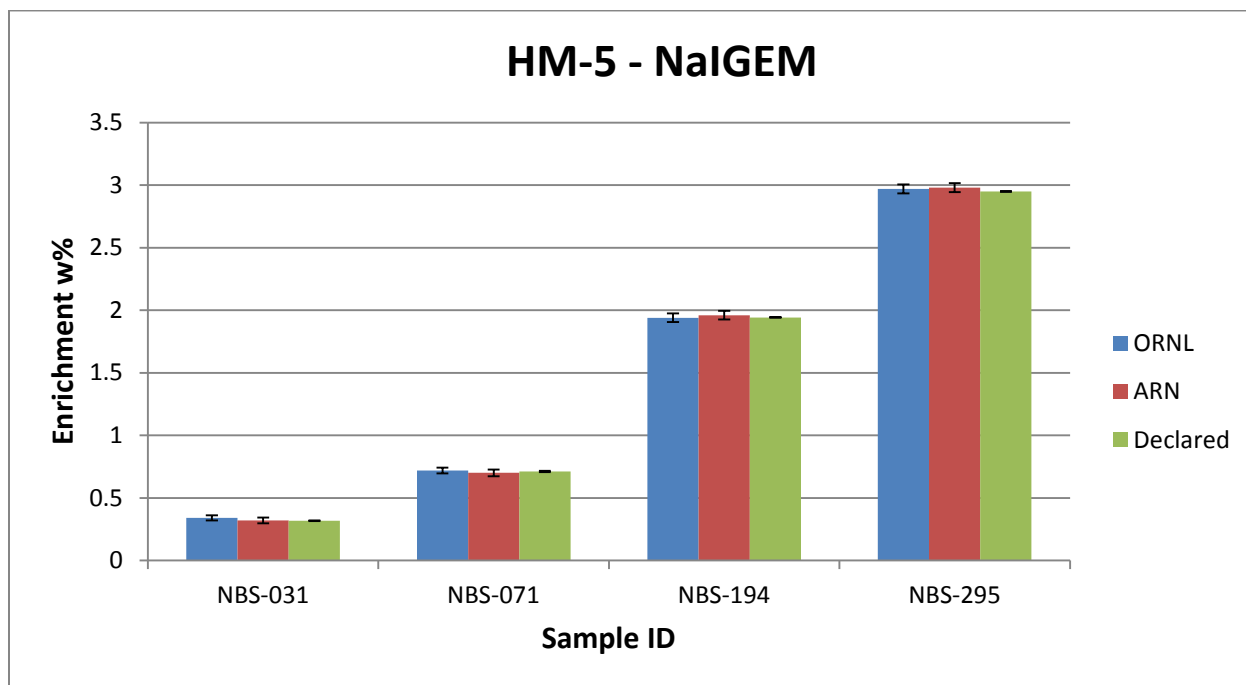


Fig. 6. Enrichment results using an HM-5 running NaIGEM software.

A number of spectra were collected during the measurement campaign. These spectra collected at ORNL and ARN were reviewed and are in reasonable agreement. The spectra are labeled and attached in Appendix B.

4. CONCLUSION

ORNL and ARN conducted a total of 60 measurements using 7 detector/software combinations. The measurements were performed using 5 NIST-traceable standards with enrichments ranging from 0.31% to 4.46% ^{235}U . The data show very good agreement between the measurements performed by ORNL staff and those performed by ARN staff. This agreement provides confidence that the ORNL and ARN safeguards staffs are well trained and capable of performing similar enrichment measurements with these instruments and software packages.

APPENDIX A

Tables A.1–A.6 list the detector/MCA settings recorded by ORNL for the systems used in the round-robin measurement campaign.

Table A.1. WinU235–CZT/MCA settings

MCA settings	Value
Channels	512
Energy threshold	2
LLD	0
ULD	495
Coarse gain	200
Fine gain	1.055
Shaping (us)	1
Input polarity	(–)
Stabilization	ON
PZC	1600
High voltage (V)	(+) 500
ROI (ch)	230–370
Target (ch)	300
Calibration constant A	7.18E-01
Calibration constant B	–9.16E-01

Table A.2. WinU235–NaI/MCA settings

MCA settings	Value
Channels	512
Energy threshold	2
LLD	0
ULD	495
Coarse gain	100
Fine gain	1.3
Shaping (us)	1
Input polarity	(+)
Stabilization	ON
PZC	2148
High voltage (V)	(+) 600
ROI (ch)	230–370
Target (ch)	300
Calibration constant A	3.65E-02
Calibration constant B	–3.81E-02

Table A.3. MGAU–HPGe/MCA settings

MCA settings	Value
Channels	4096
Energy threshold	2
LLD	0
ULD	3967
Coarse gain	10
Fine gain	1.457
Shaping (us)	1
Input polarity	(–)
Stabilization	OFF
PZC	1600
High voltage (V)	(–) 1500

Table A.4. WinUF6–HPGe/MCA settings

MCA settings	Value
Channels	4096
Energy threshold	2
LLD	0
ULD	3967
Coarse gain	20
Fine gain	0.988
Shaping (us)	1
Input polarity	(–)
Stabilization	ON
PZC	2256
High voltage (V)	(–) 1500
ROI (ch)	3291–3351
Target (ch)	3320

Table A.5. NaIGEM–HM-5 settings

Calibration settings	Value
Fe thickness [mm]	0
Fe density [g/cm ³]	7.7
Al thick [mm]	2
Matrix	Oxide
Col. diam [cm]	1.995
Col. height [cm]	0.7
NaI thick [cm]	2.1
Calibration enrichment [%]	4.46
Count time real [s]	300
Count time live [s]	267
Zero [keV]	-3.705
661 FWHM	6.08
Calibration constant	1.1872E-04 ± 1.1%

Table A.6. NaIGEM–NaI/MCA settings

Calibration settings	Value
Fe thickness [mm]	0
Fe density [g/cm ³]	7.7
Al thick [mm]	2
Matrix	U3O8
Col. diam [cm]	25
Col. height [cm]	27
NaI thick [cm]	50.8
Calibration enrichment [%]	4.46
Count time real [s]	
Count time live [s]	300
Zero [keV]	-11.0
661 FWHM	6.249
Calibration constant	2.686E-04 ± 1.5%

Tables A.7–A.12 list the detector/MCA settings recorded by ARN for the systems used in the round-robin measurement campaign.

Table A.7. WinU235–CZT/MCA settings

Settings	Value
Channels	512
Energy Threshold	2
LLD	0
ULD	495
Coarse Gain	200
Fine Gain	0.7929
Shaping Time (μs)	1
Input Polarity	(+)
Stabilization	ON
PZC	2003
High Voltage (V)	(+)1200
ROI (ch)	230-370
Target (ch)	300
CalibrationConstant A	4.201E-2
Calibration Constant B	-4.924E-2

Table A.8. MGAU–HPGe/MCA settings

Settings	Value
Channels	4096
Energy Threshold	2
LLD	0
ULD	3967
Coarse Gain	50
Fine Gain	1.0600
Shaping Time (μs)	1
Input Polarity	(-)
Stabilization	ON
PZC	2168
ROI (ch)	2456-2496
Target (ch)	2476
High Voltage (V)	(-)1500

Table A.9. WinU235–NaI/MCA

Settings	Value
Channels	512
Energy Threshold	2
LLD	0
ULD	495
Coarse Gain	200
Fine Gain	1.4304
Shaping Time (μs)	1
Input Polarity	(+)
Stabilization	ON
PZC	1970
High Voltage (V)	(+)470
ROI (ch)	230-370
Target (ch)	300
Calibration Constant A	4.369E-2
Calibration Constant B	-4.506E-2

Table A.10. WinUF6–HPGe/MCA settings

Settings	Value
Channels	4096
Energy Threshold	2
LLD	0
ULD	3967
Coarse Gain	50
Fine Gain	1.4308
Shaping Time (μs)	1
Input Polarity	(-)
Stabilization	ON
PZC	2167
High Voltage (V)	(-)1500
ROI (ch)	3291-3351
Target (ch)	3320
Calibration Constant A	2.242E-2 ± 1.565%

Table A.11. NaIGEM–HM-5 settings

Settings	Value
Fe Thickness [cm]	0
Fe Density [g/cm ³]	7.7
Al Thick [mm]	2
Matrix	Oxide
Col. Diam. [cm]	2.000
Col. Height [cm]	0.700
NaI Thick [cm]	2.54
Calibration Enrichment [%]	4.46
Count Time Real [s]	300
Count Time Live [s]	262
Zero [keV]	-6.000
661 FWHM	6.75
Calibration Constant	1.2446E-04±1.02%

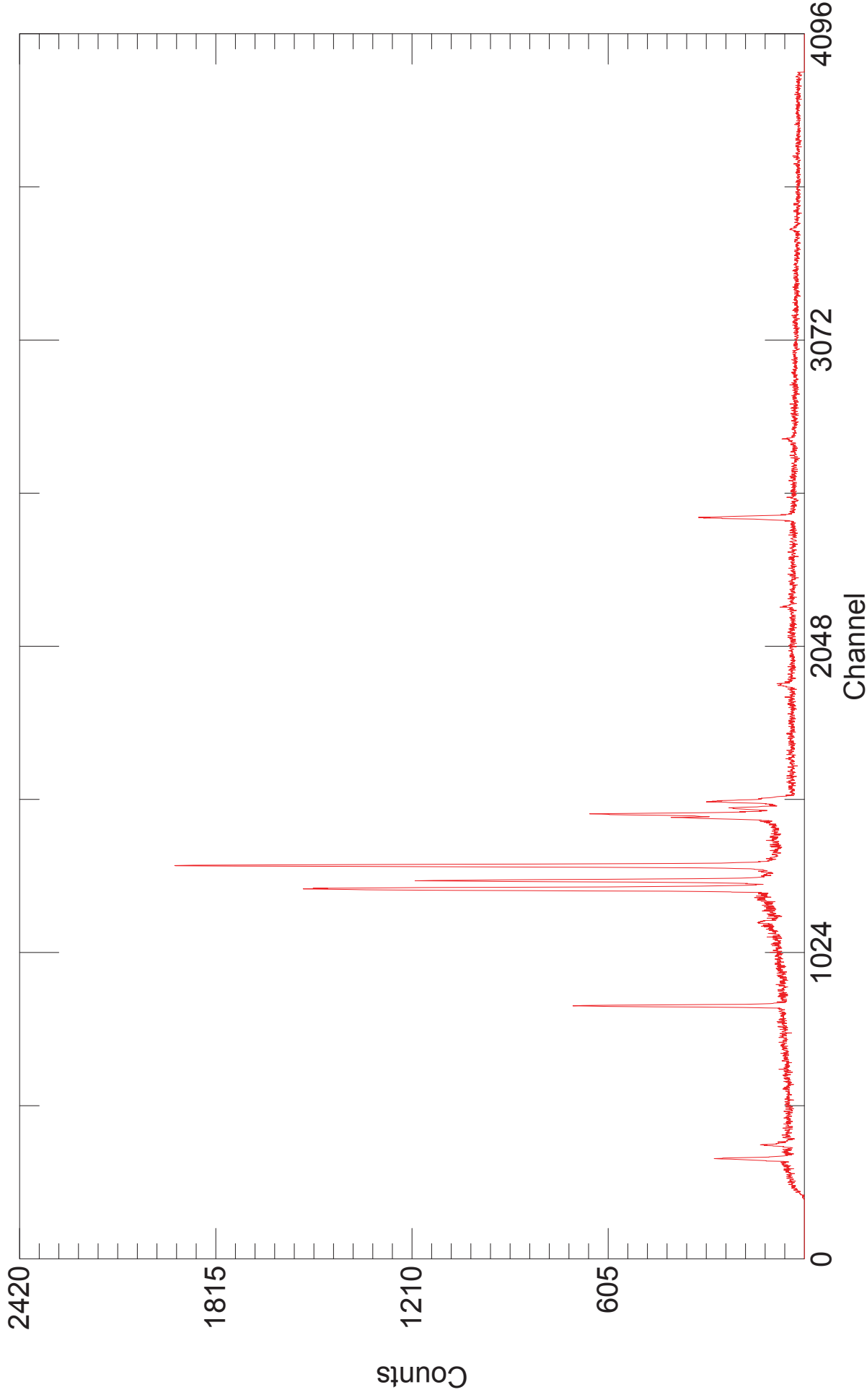
Table A.12. NaIGEM–NaI/MCA settings

Settings	Value
Fe Thickness [cm]	0
Fe Density [g/cm ³]	7.7
Al Thick [mm]	2
Cd Thick [mm]	0
Matrix	U3O8
Col. Diam. [mm]	25
Col. Height [mm]	30
NaI Thick [mm]	50.8
Calibration Enrichment [%]	4.4623
Count Time Live [s]	300
Zero [keV]	-12
Gain [keV/Ch]	0.65832
661 keV FWHM [%]	11.20
Channels	512
Calibration Constant	3.449E-04±1.9%

APPENDIX B

The spectra collected during this round-robin measurement campaign are given in this appendix.

Detector: #1 MCB 17 □ RICH~



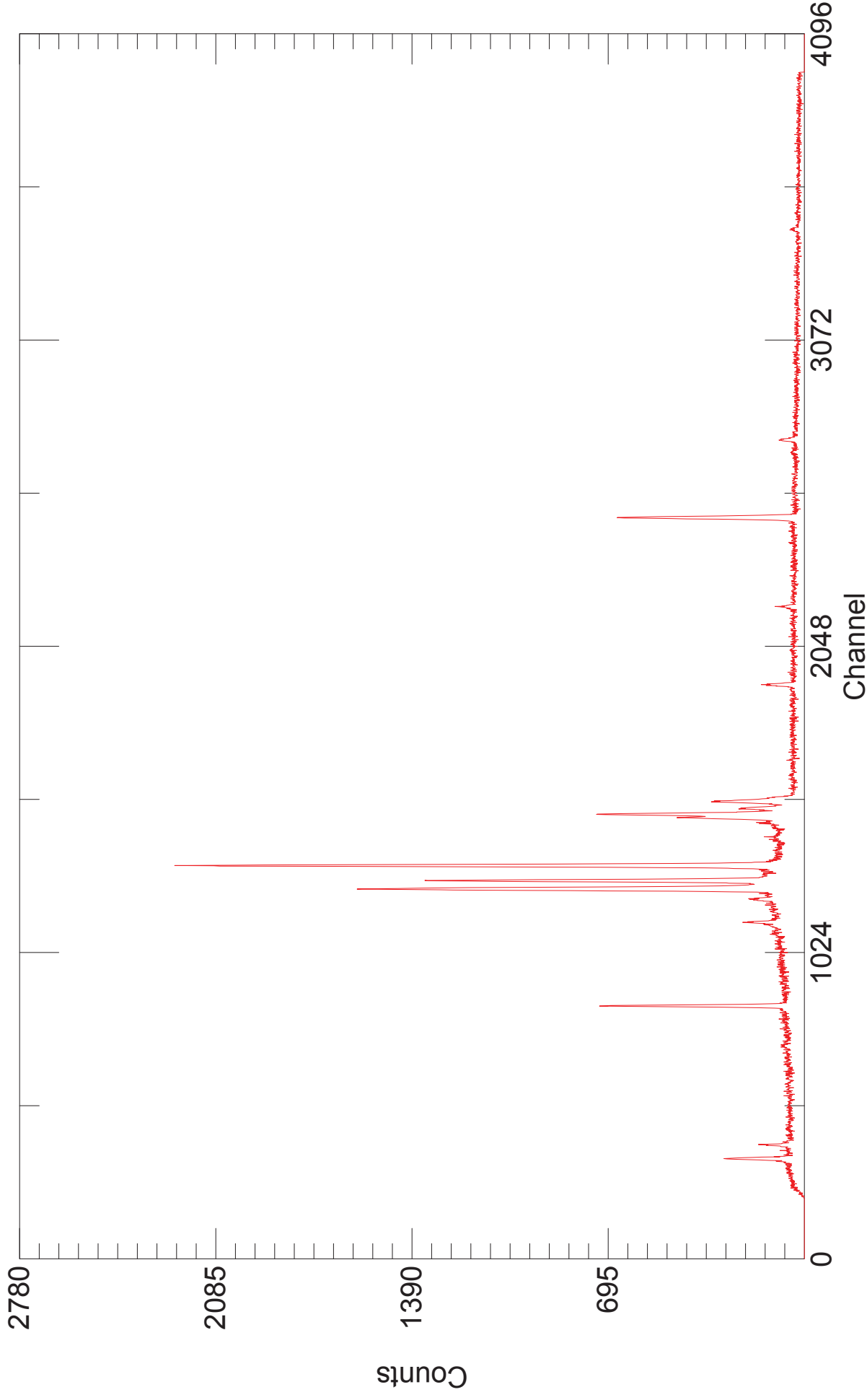
Acquired: 10/11/2012 12:13:28 PM

File: E:\ENRICH~1\ENRICH~1\MGUARR_MGAU_HPGGe_MCA166_NBS031.Channels: 4096

Detector: #1 MCB 17

Real Time: 304.00 s. Live Time: 299.04 s.

Detector: #1 MCB 17 □ RICH~



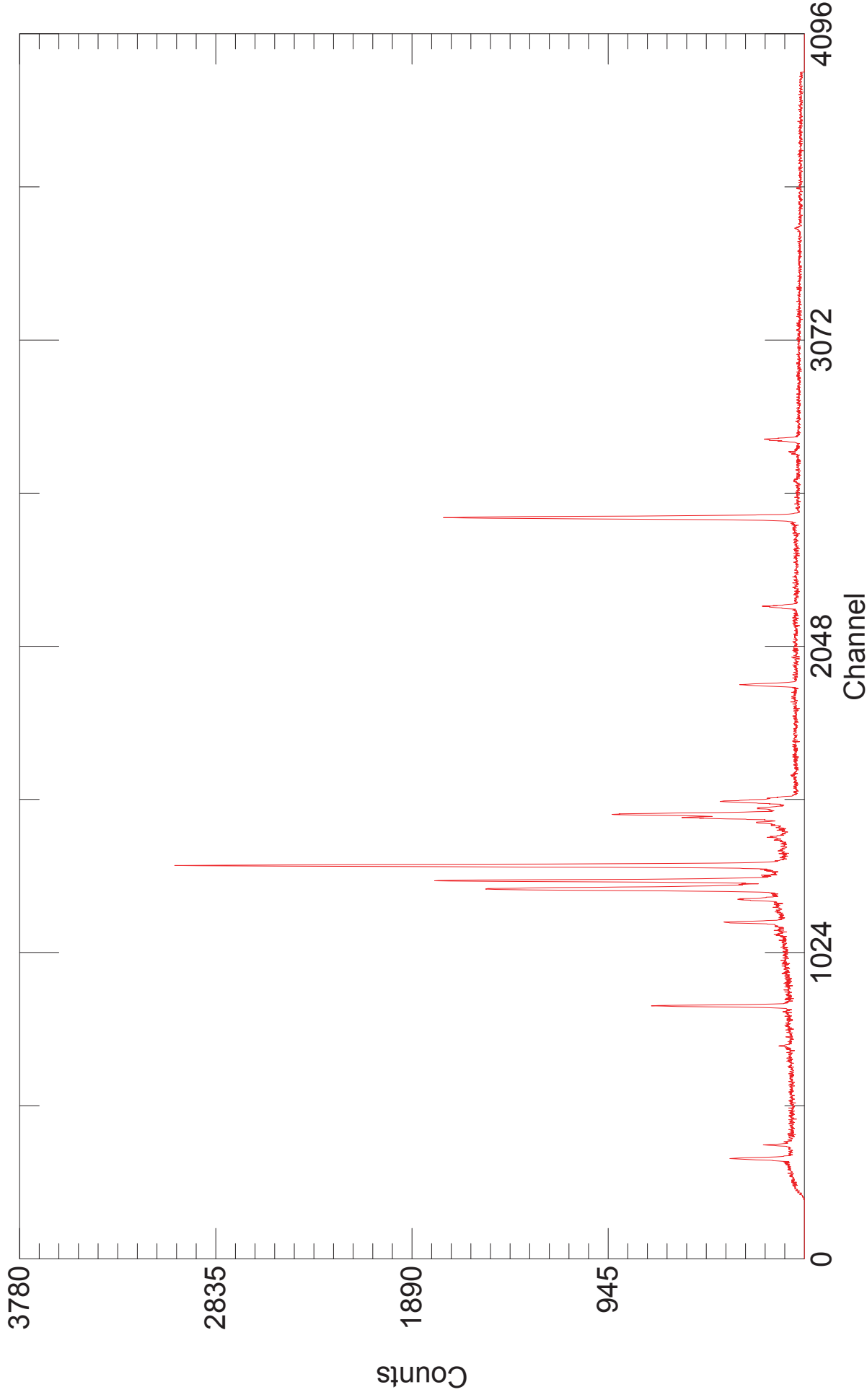
Acquired: 10/11/2012 12:41:31 PM

File: E:\ENRICH~1\ENRICH~1\MGUARR_MGAU_HPGe_MCA166_NBS071.Channels: 4096

Detector: #1 MCB 17

Real Time: 305.00 s. Live Time: 299.74 s.

Detector: #1 MCB 17 □ RICH~



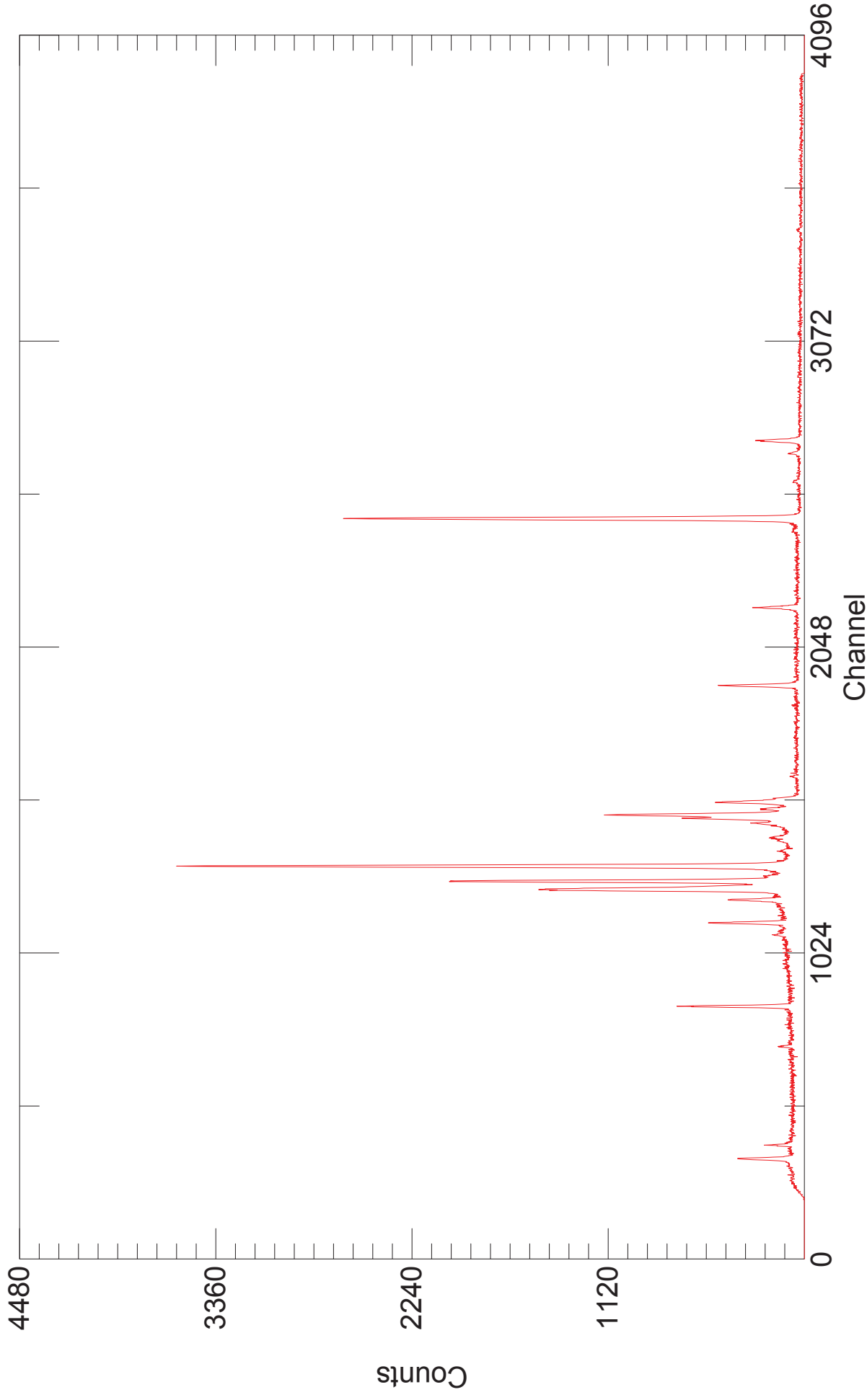
Acquired: 10/11/2012 12:34:49 PM

File: E:\ENRICH~1\ENRICH~1\MGAU\RR_MGAU_HPGGe_MCA166_NBS194.Channels: 4096

Detector: #1 MCB 17

Real Time: 306.00 s. Live Time: 299.84 s.

Detector: #1 MCB 17 □ RICH~



Acquired: 10/10/2012 4:46:48 PM

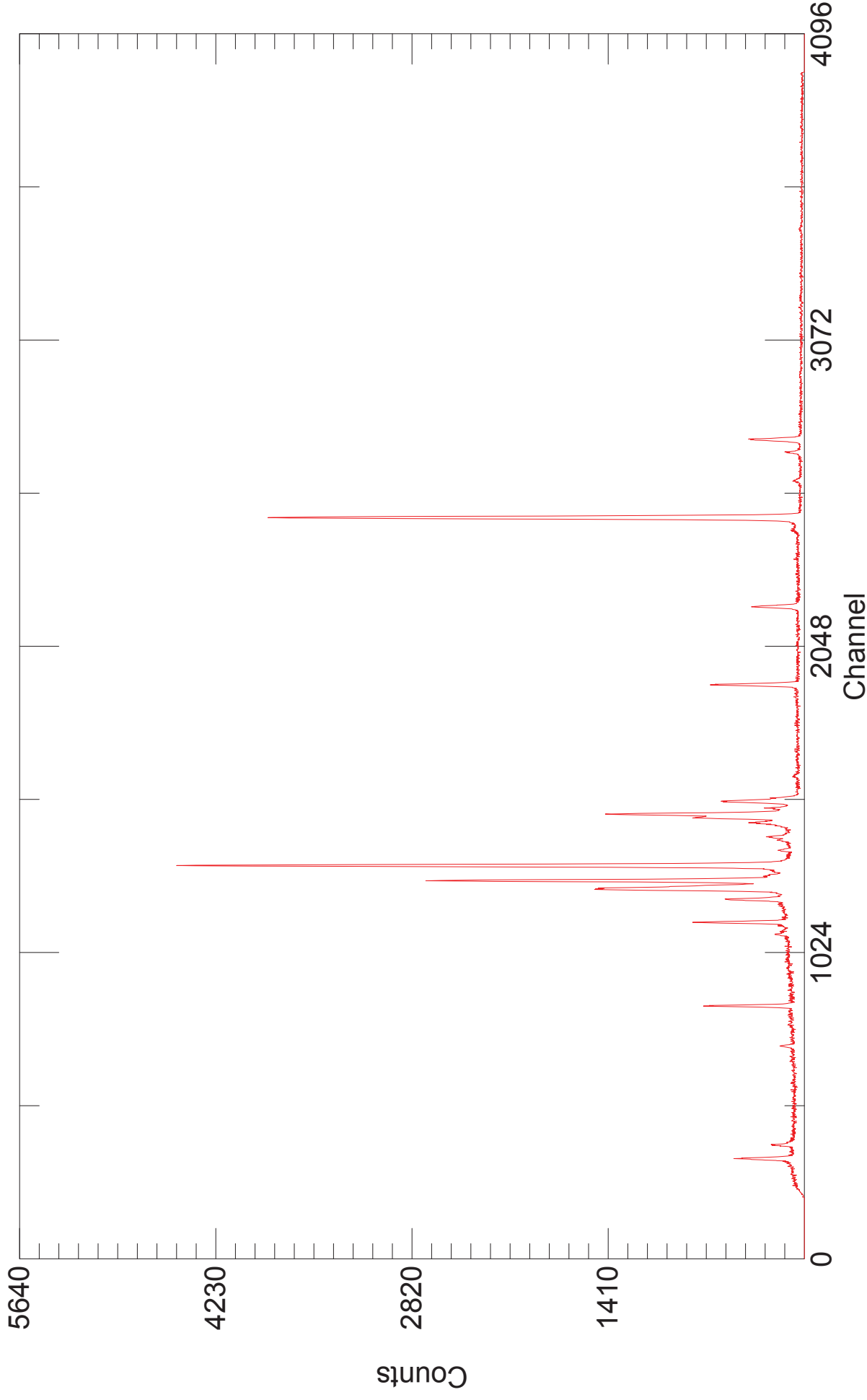
File: E:\ENRICH~1\ENRICH~1\MGAU\RR_MGAU_HPGGe_MCA166_NBS295.1

Detector: #1 MCB 17

Real Time: 306.00 s. Live Time: 299.08 s.

Channels: 4096

Detector: #1 MCB 17 □ RICH~



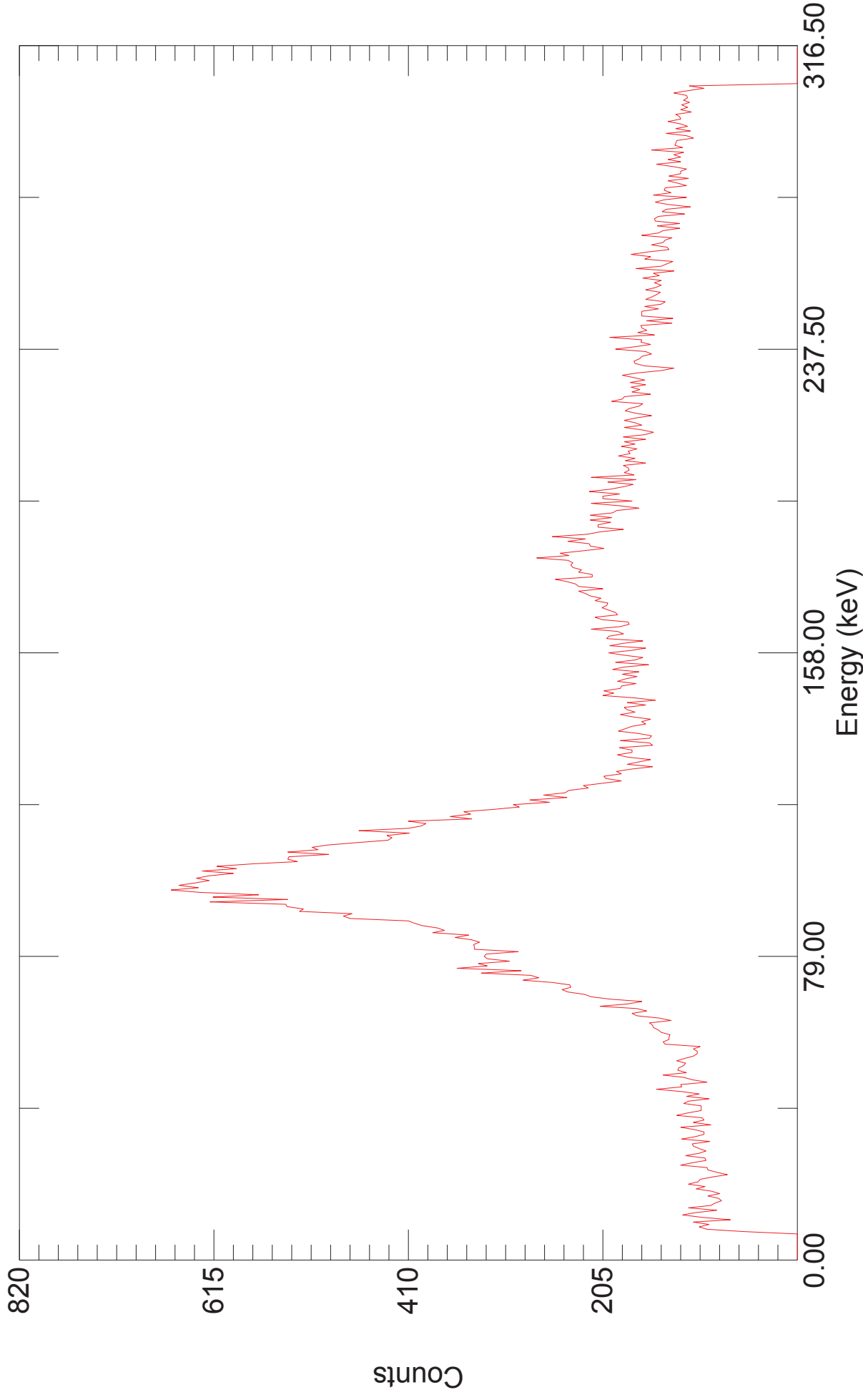
Acquired: 10/11/2012 12:28:36 PM

File: E:\ENRICH~1\ENRICH~1\MGAU\RR_MGAU_HPGGe_MCA166_NBS446.Channels: 4096

Detector: #1 MCB 17

Real Time: 308.00 s. Live Time: 299.86 s.

Detector: #1 MCB 17 □ RICH~1



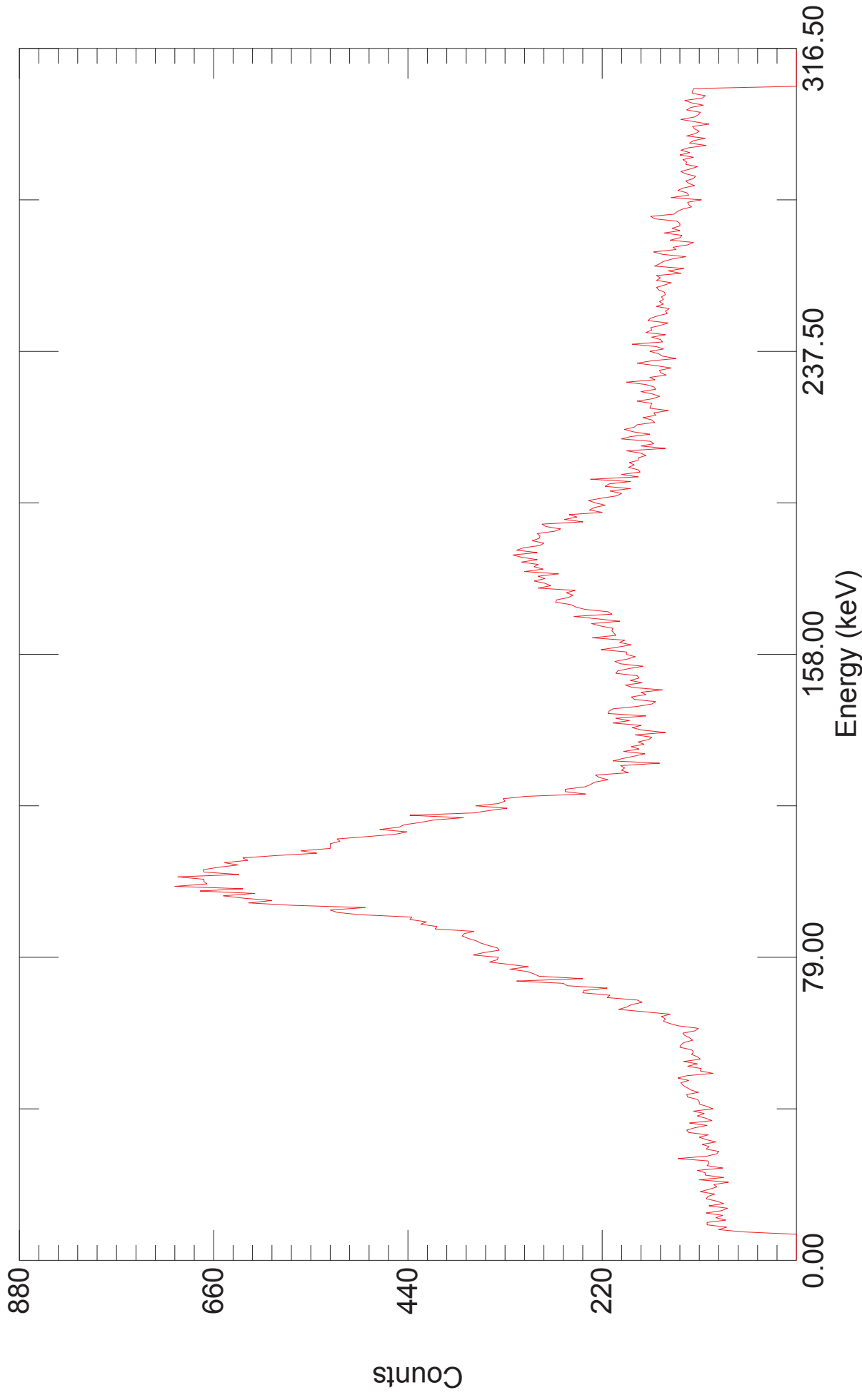
Acquired: 10/12/2012 1:48:43 PM

File: E:\ENRICH~1\ENRICH~1\NaGEM\RR_NaGEM\NaI_MCA166_NBS032.Channels: 512

Detector: #1 MCB 17

Real Time: 302.00 s. Live Time: 299.48 s.

Detector: #1 MCB 17 □ RICH~1



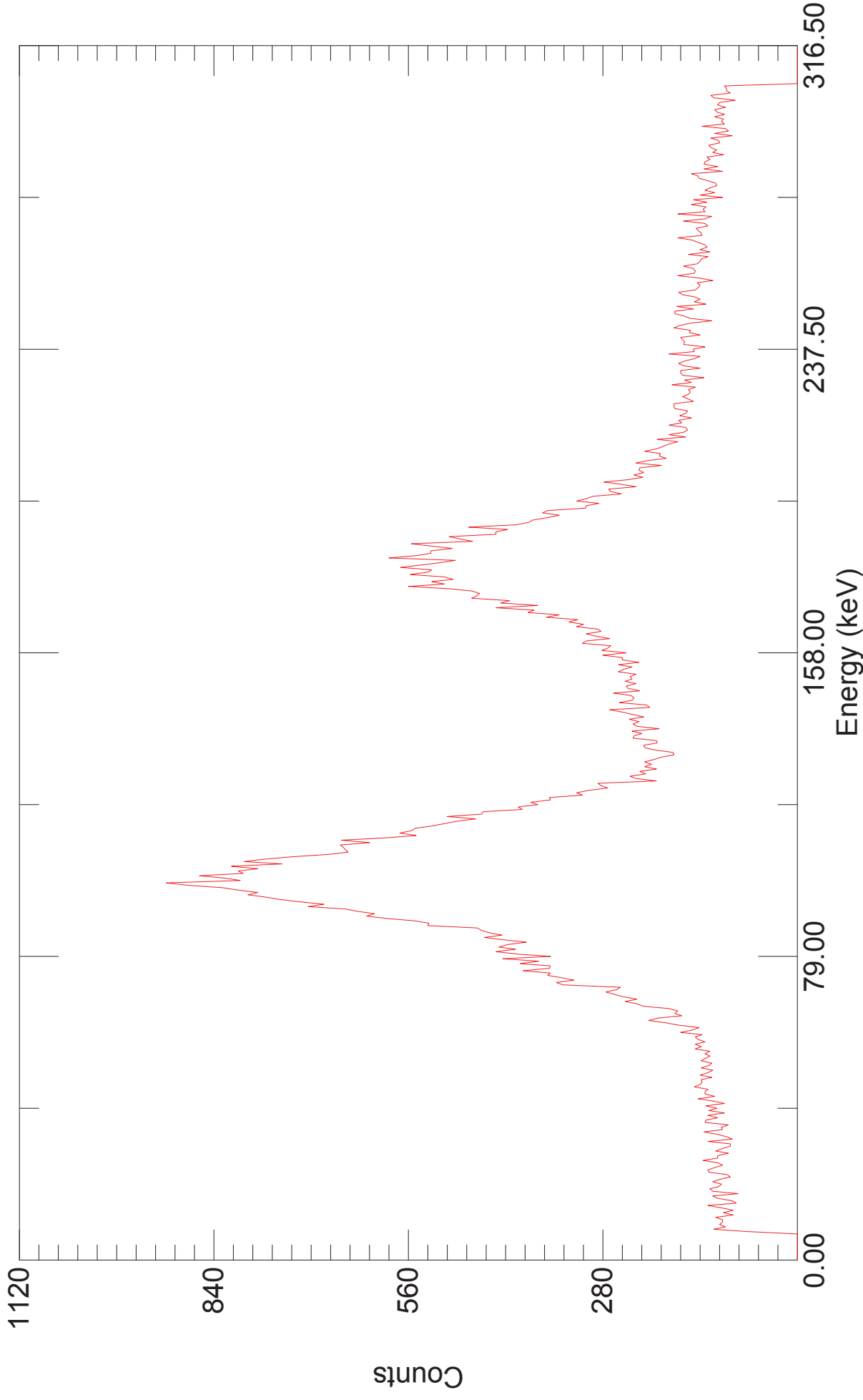
Acquired: 10/12/2012 12:06:40 PM

File: E:\ENRICH~1\ENRICH~1\NaGEM\RR_NaGEM\NaI_MCA166_NBS071.Channels: 512

Detector: #1 MCB 17

Real Time: 302.00 s. Live Time: 299.38 s.

Detector: #1 MCB 17 RICH~1



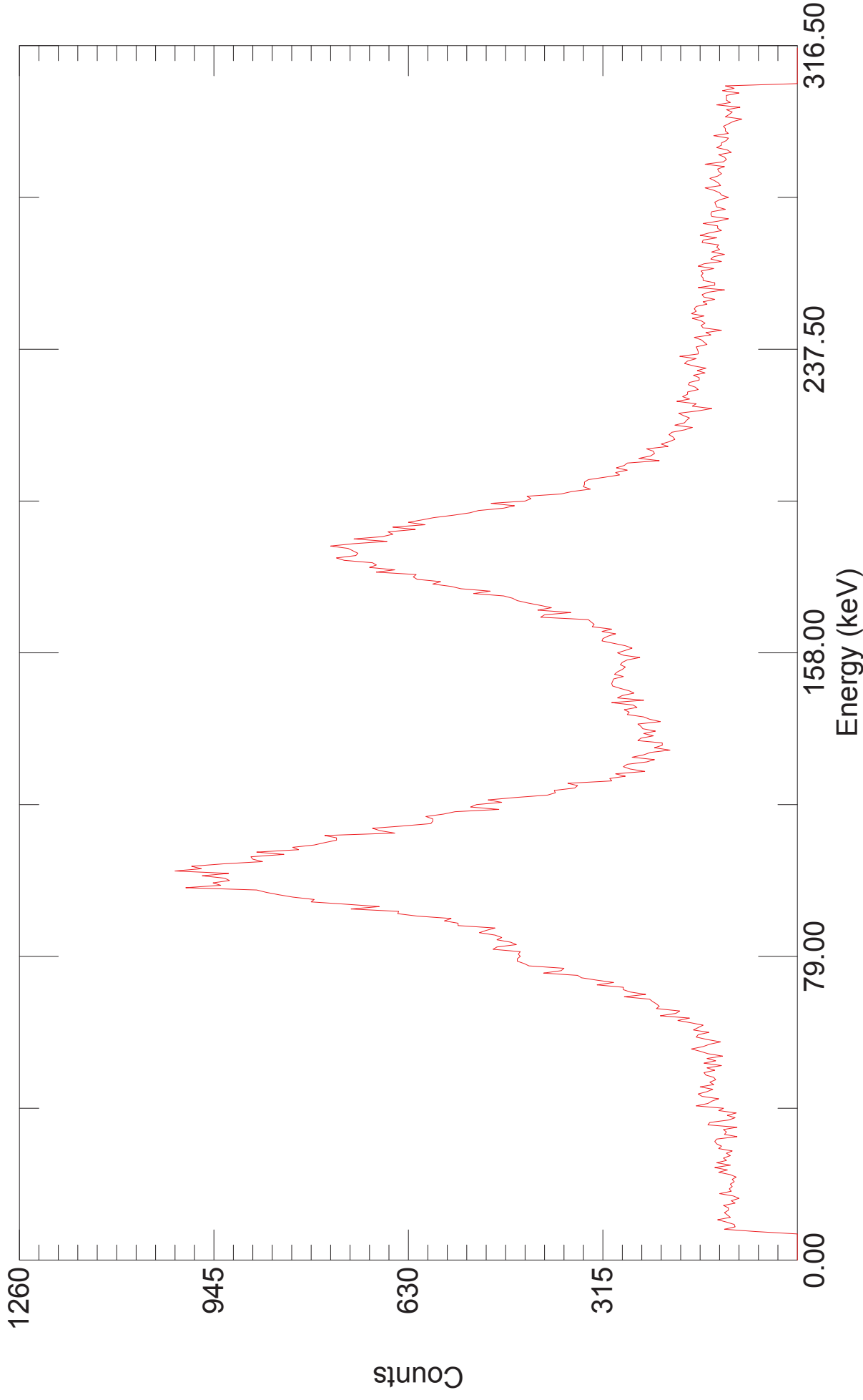
Acquired: 10/12/2012 1:55:43 PM

Real Time: 302.00 s. Live Time: 299.04 s.

File: E:\ENRICH~1\ENRICH~1\NaGEM\RR_NaGEM_NaI_MCA166_NBS194.Channels: 512

Detector: #1 MCB 17

Detector: #1 MCB 17 RICH~1



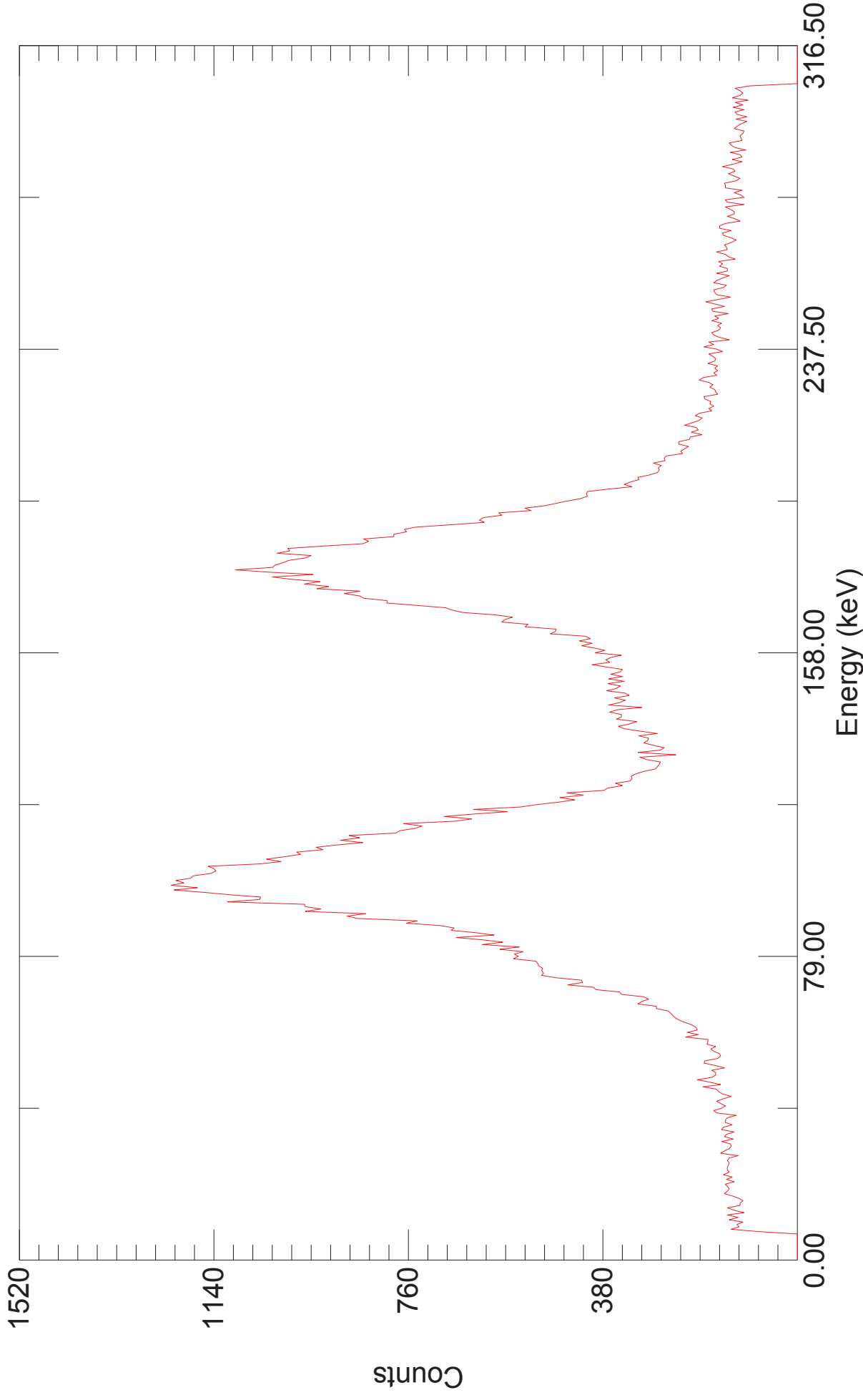
Acquired: 10/12/2012 11:55:02 AM

File: E:\ENRICH~1\ENRICH~1\NaGEM\RR_NaGEM_NaI_MCA166_NBS295.Channels: 512

Detector: #1 MCB 17

Real Time: 303.00 s. Live Time: 299.76 s.

Detector: #1 MCB 17 \square RICH~1



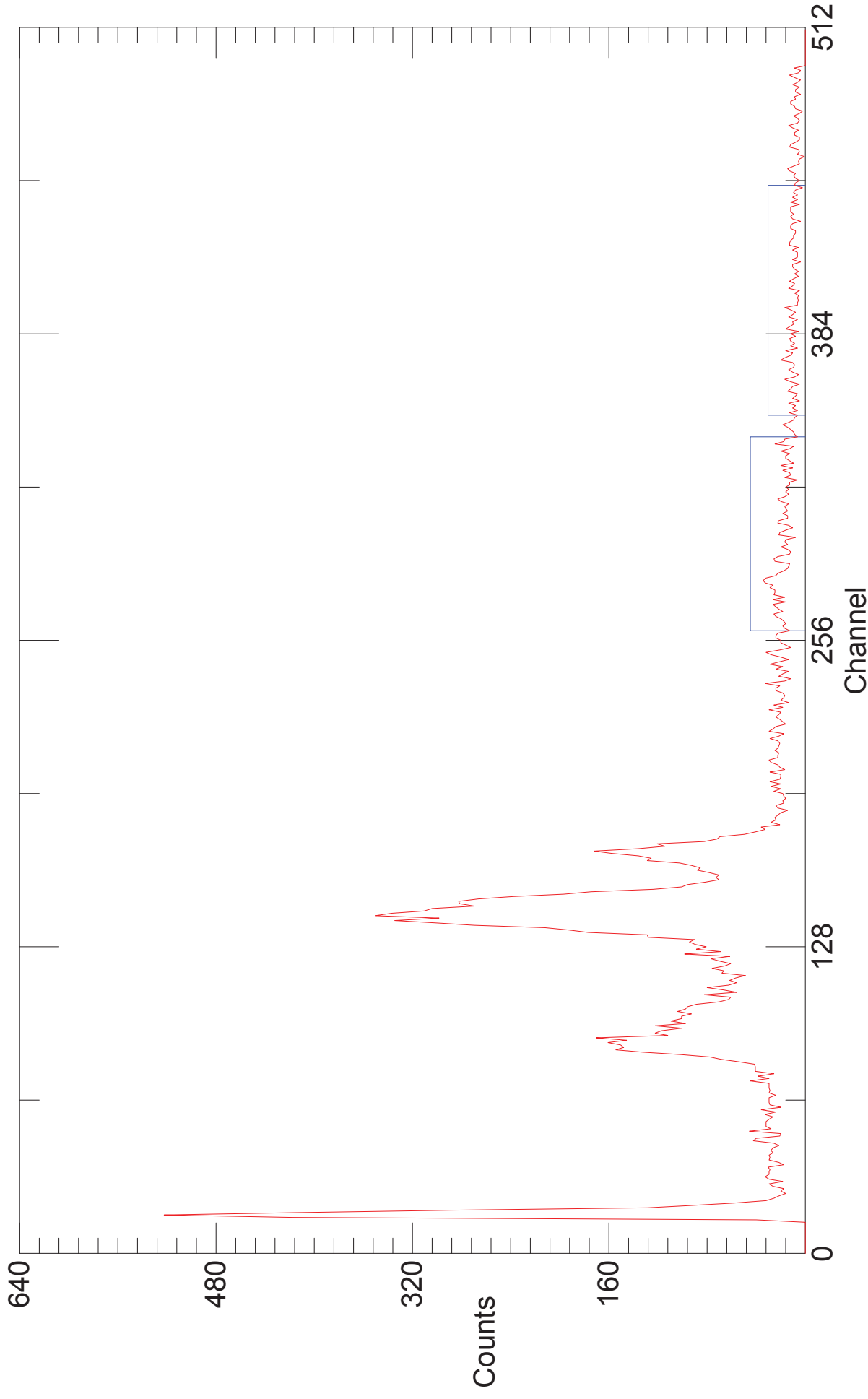
Acquired: 10/12/2012 2:01:43 PM

Real Time: 303.00 s. Live Time: 299.22 s.

File: E:\ENRICH~1\ENRICH~1\NaGEM\RR_NaGEM_NaI_MCA166_NBS446.Channels: 512

Detector: #1 MCB 17

Detector: #0 □ H~1\ENRICH~1\WINSCA



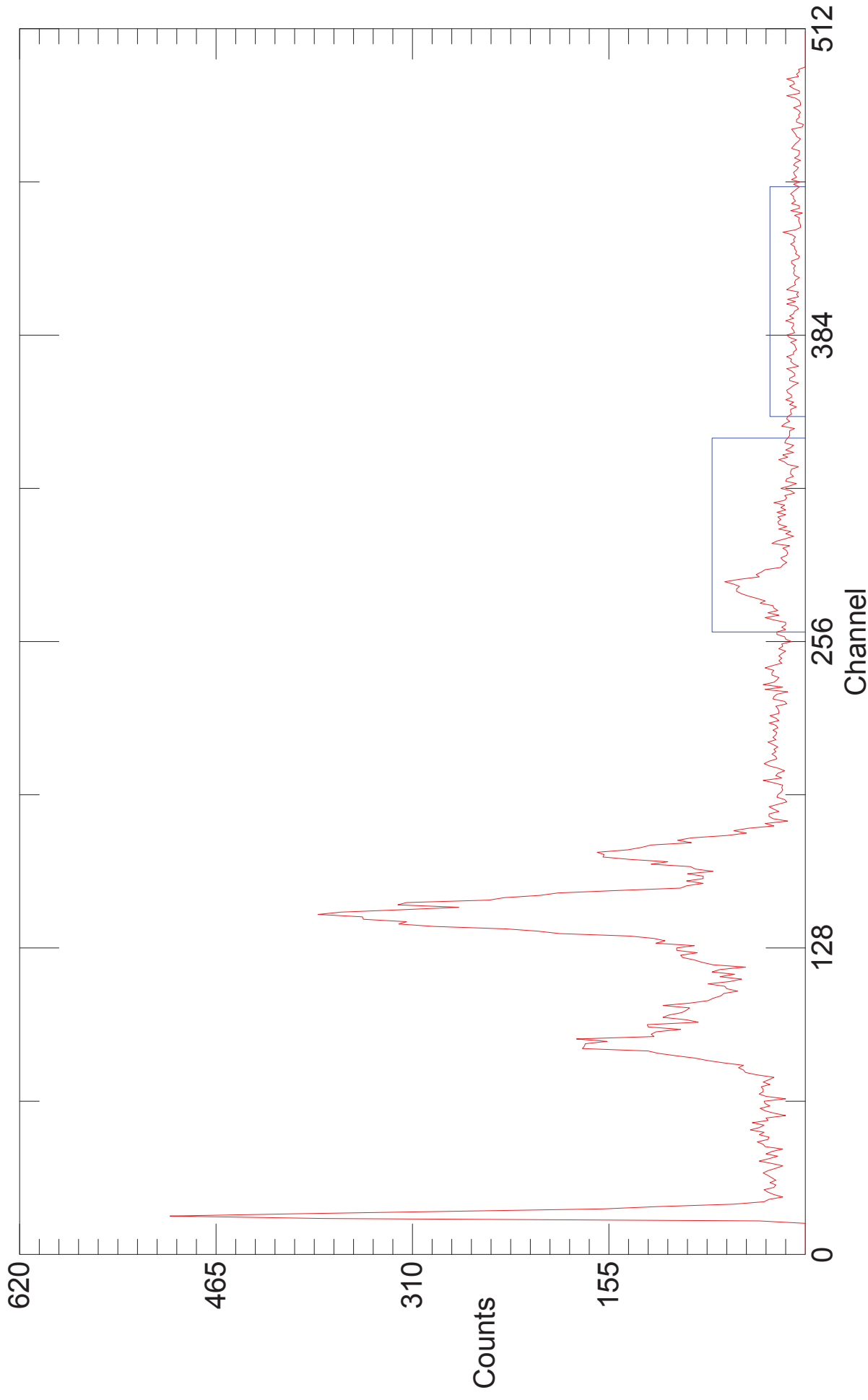
Acquired: 9/17/2012 2:37:32 PM

File: E:\ENRICH~1\ENRICH~1\WINSCAN\RR_WinU235_CZT_MCA166_NBS0Channels: 512

Detector: #0

Real Time: 600.00 s. Live Time: 600.00 s.

Detector: #0 □ H~1\ENRICH~1\WINSCA



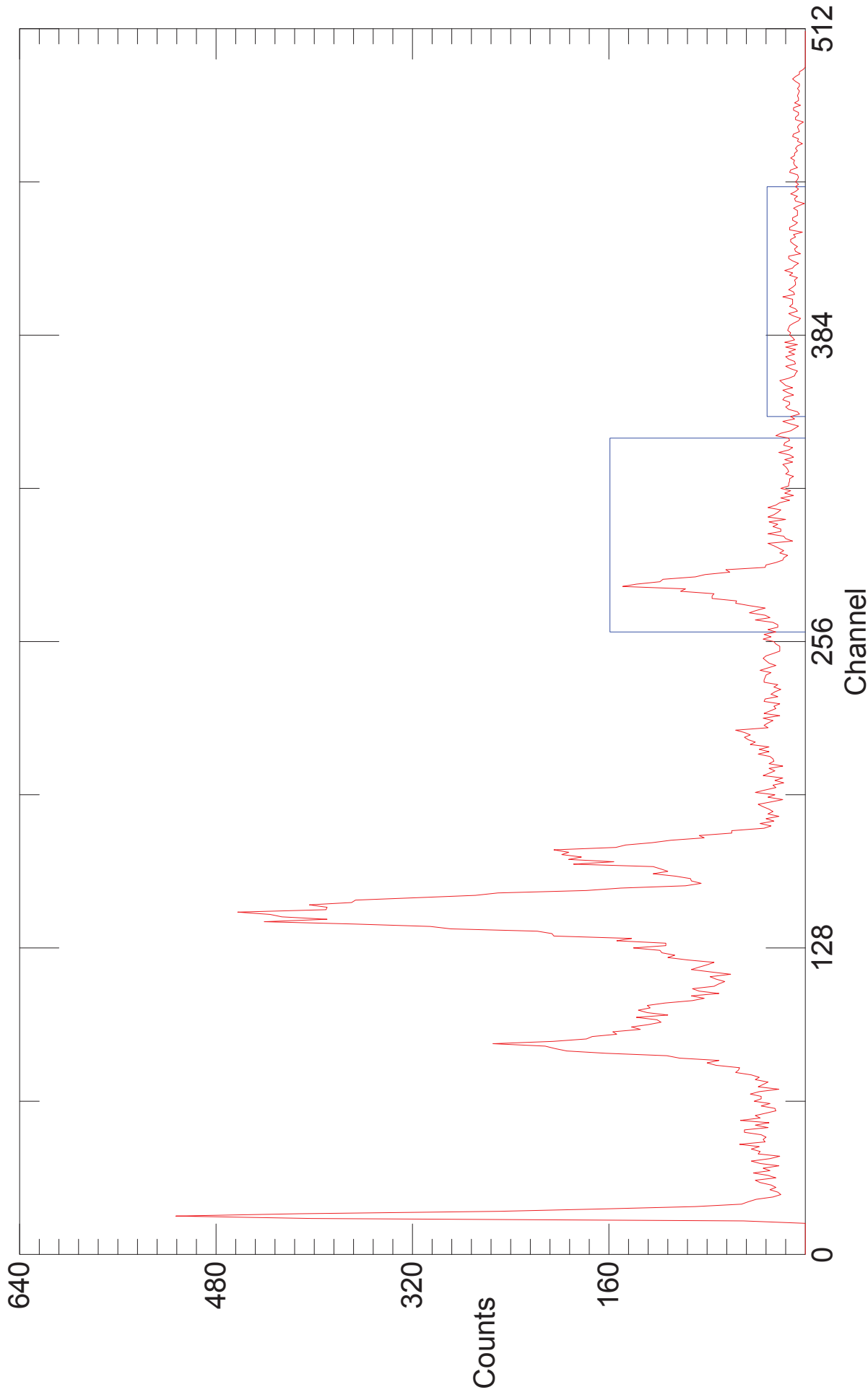
Acquired: 9/17/2012 1:58:29 PM

File: E:\ENRICH~1\ENRICH~1\WINSCAN\RR_WinU235_CZT_MCA166_NBS0Channels: 512

Detector: #0

Real Time: 600.00 s. Live Time: 600.00 s.

Detector: #0 □ H~1\ENRICH~1\WINSCA



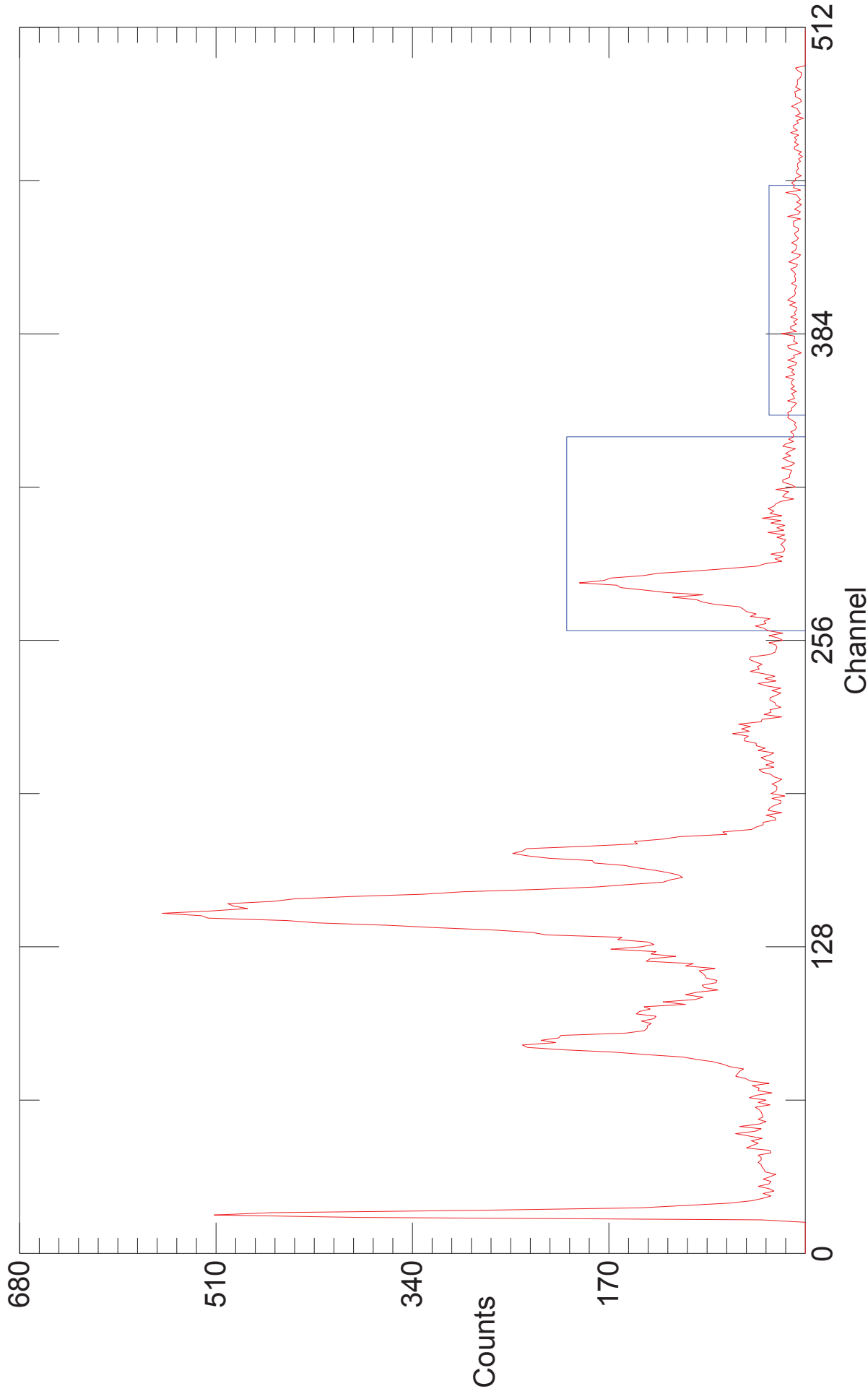
Acquired: 9/17/2012 2:24:38 PM

File: E:\ENRICH~1\ENRICH~1\WINSCAN\RR_WinU235_CZT_MCA166_NBS1Channels: 512

Detector: #0

Real Time: 600.00 s. Live Time: 600.00 s.

Detector: #0 □ H~1\ENRICH~1\WINSCA



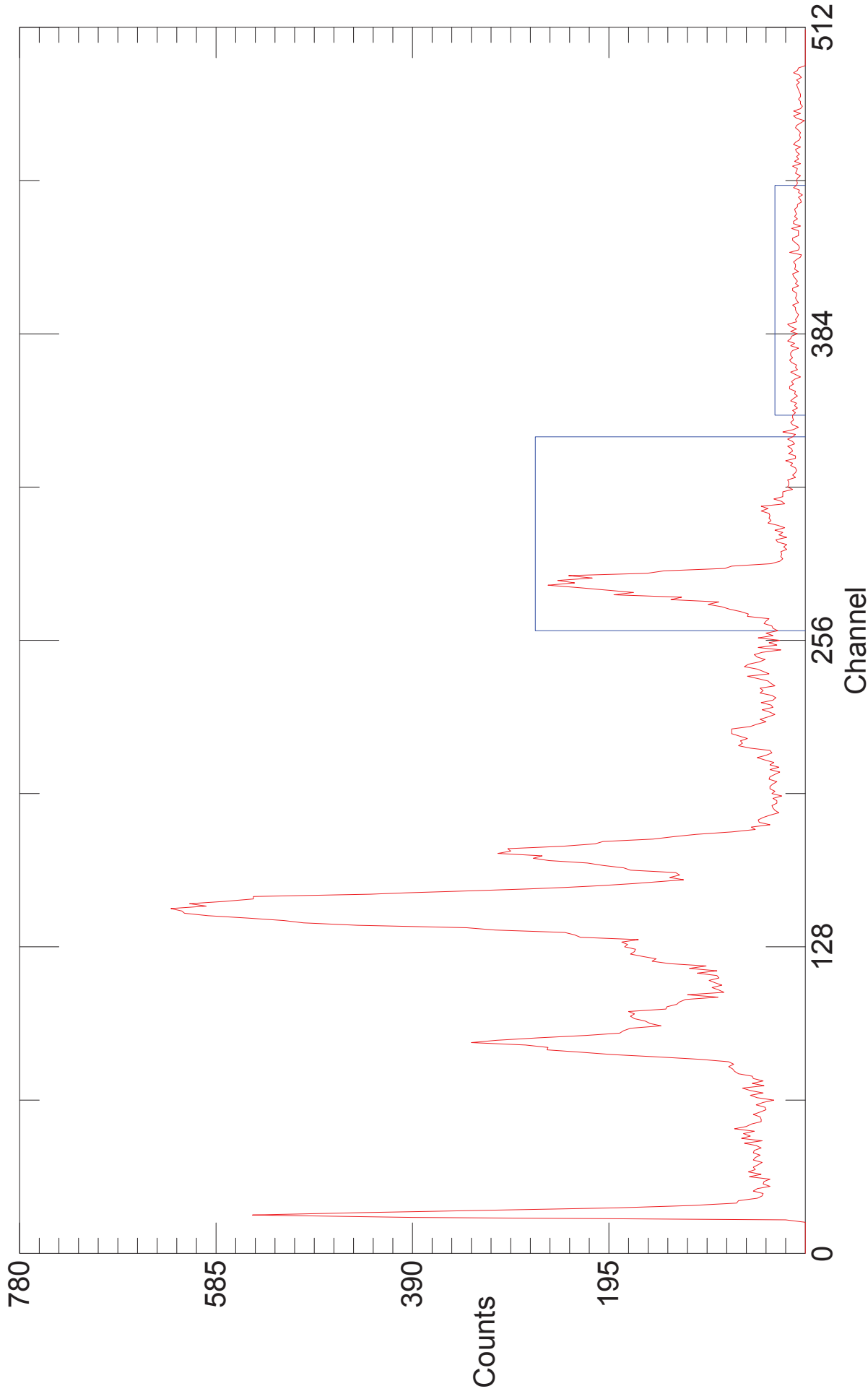
Acquired: 9/17/2012 2:12:39 PM

File: E:\ENRICH~1\ENRICH~1\WINSCAN\RR_WinU235_CZT_MCA166_NBS2Channels: 512

Detector: #0

Real Time: 600.00 s. Live Time: 600.00 s.

Detector: #0 □ H~1\ENRICH~1\WINSCA



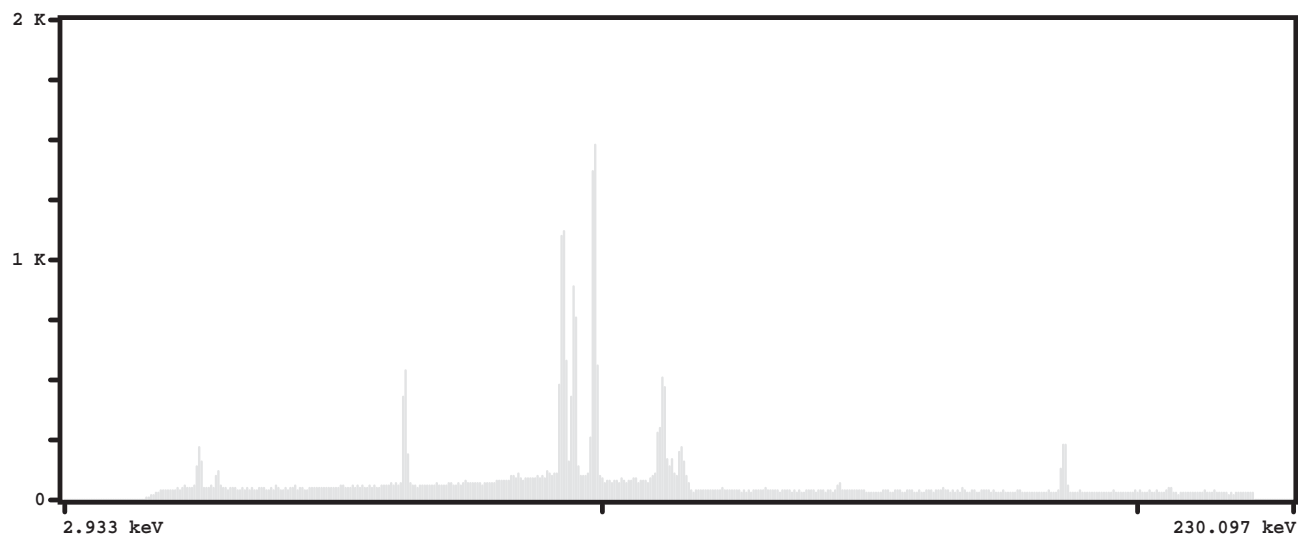
Acquired: 9/17/2012 1:34:40 PM

File: E:\ENRICH~1\ENRICH~1\WINSCAN\RR_WinU235_CZT_MCA166_NBS4Channels: 512

Detector: #0

Real Time: 600.00 s. Live Time: 600.00 s.

WinSPEC (I) [E:\...\WinSPEC\NBS031.spe]

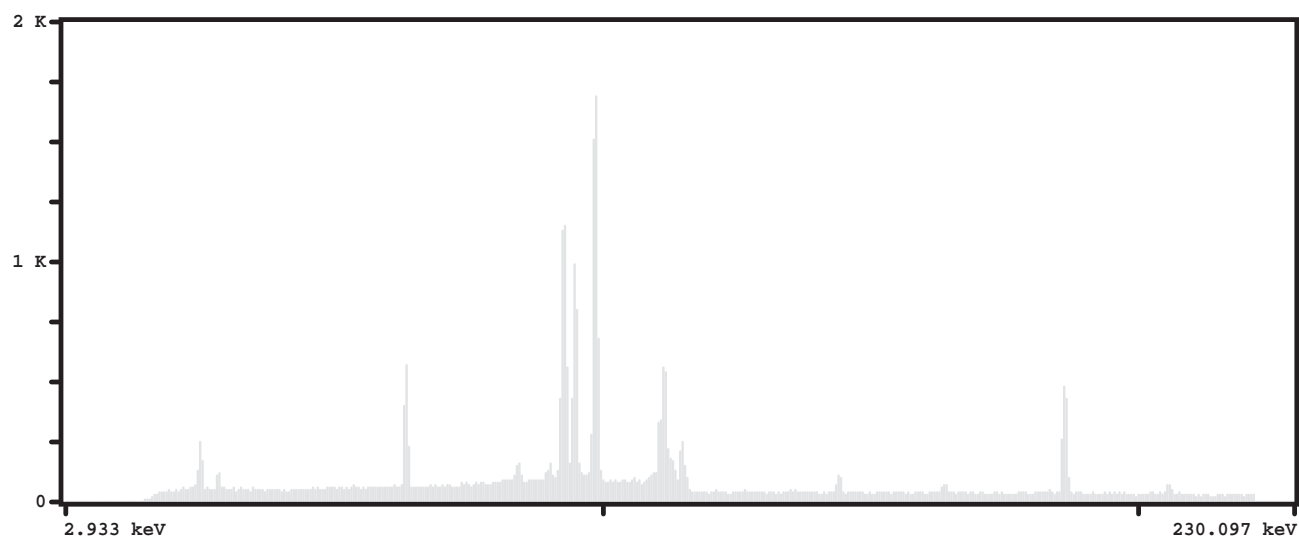


Remarks:

Start Time = 10/11/2012 15:56:30

Life Time = 299 sec

Dead Time = 1.6 %

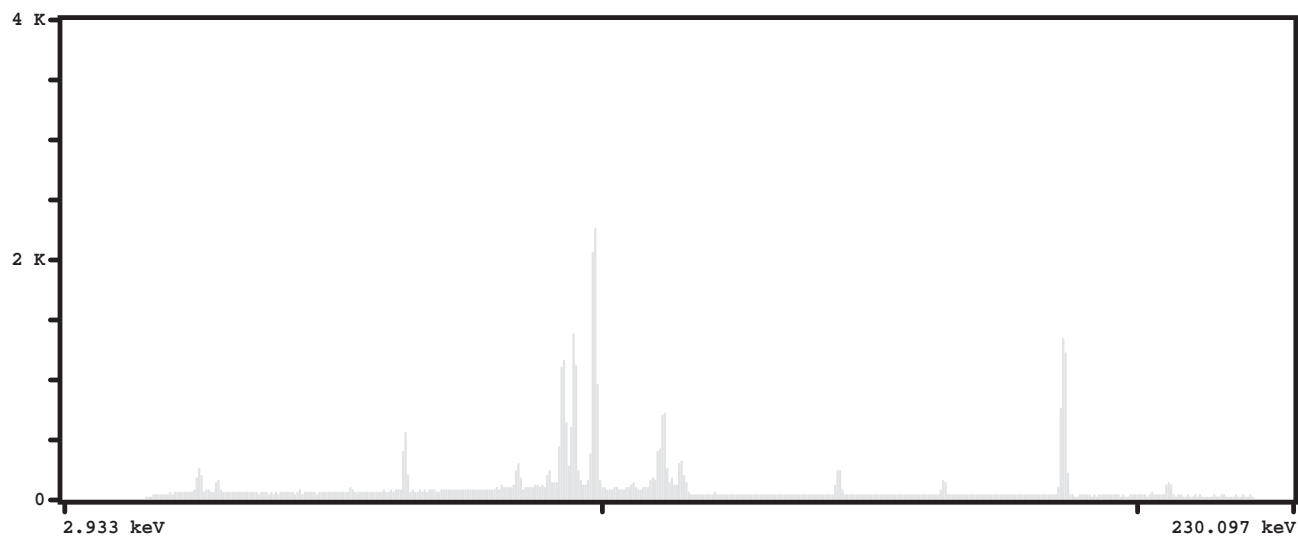


Remarks:

Start Time = 10/11/2012 16:02:45

Life Time = 300 sec

Dead Time = 1.7 %

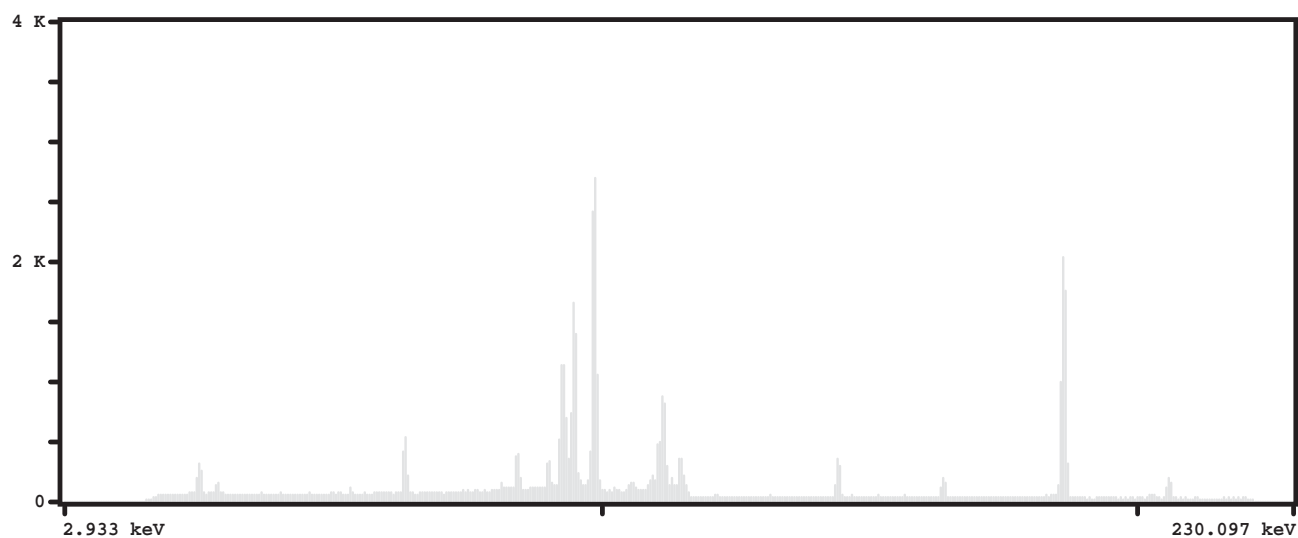


Remarks:

Start Time = 10/11/2012 15:49:07

Life Time = 300 sec

Dead Time = 2.0 %

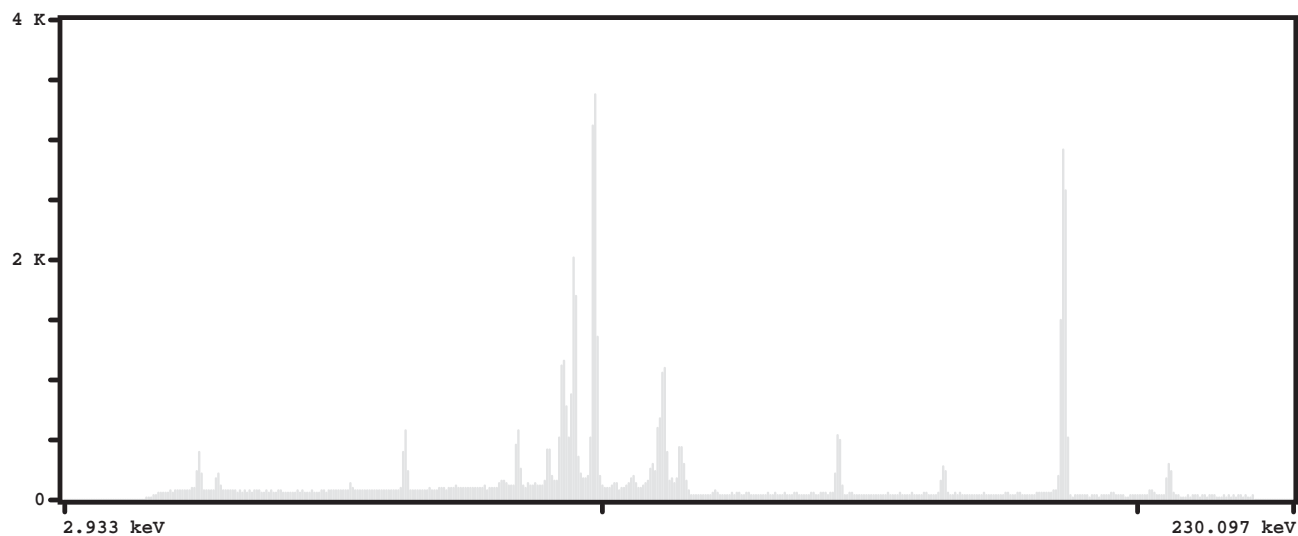


Remarks:

Start Time = 10/11/2012 16:37:03

Life Time = 300 sec

Dead Time = 2.3 %



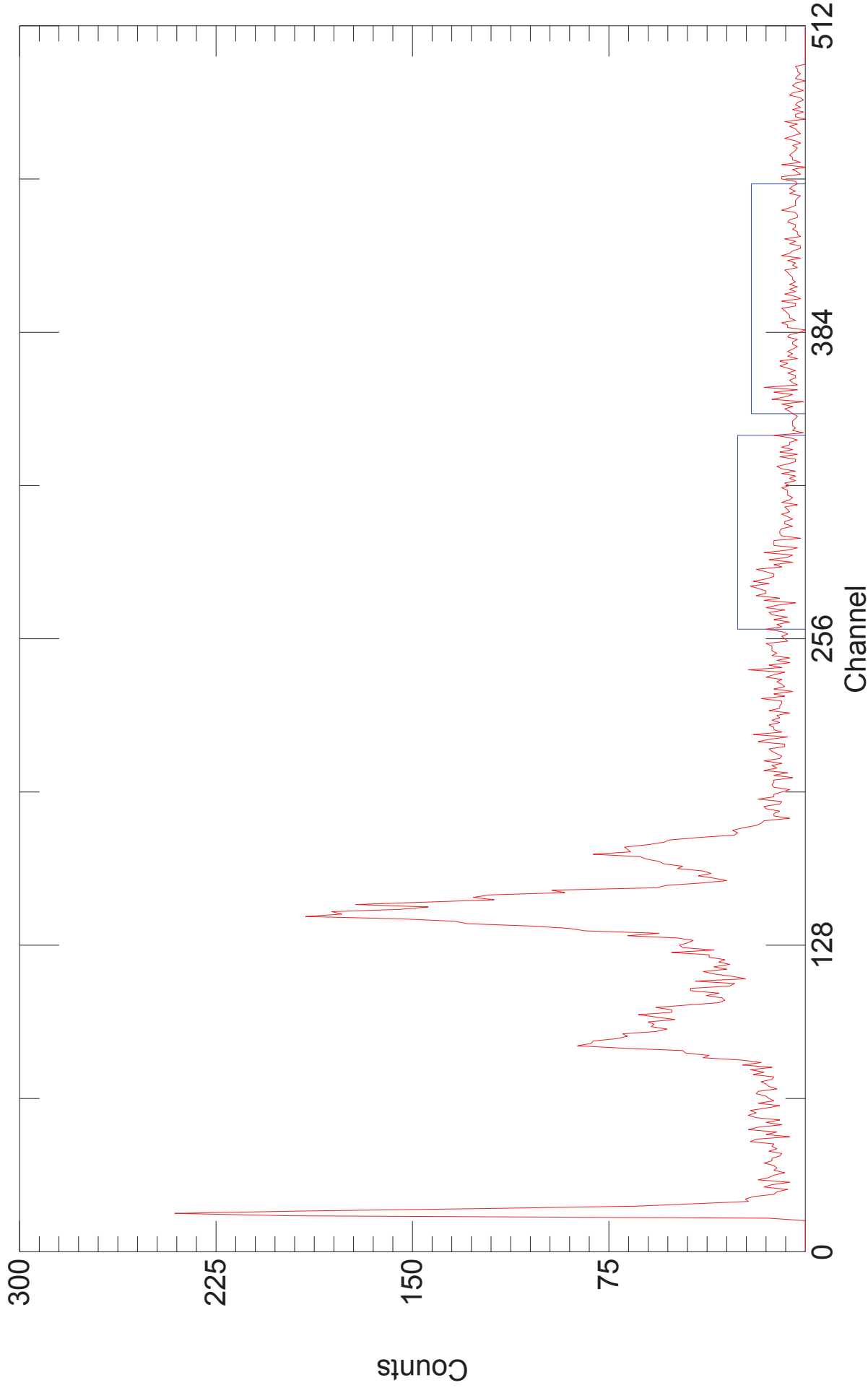
Remarks:

Start Time = 10/11/2012 16:43:21

Life Time = 300 sec

Dead Time = 2.7 %

Detector: #0 □ H~1\ENRICH~1\



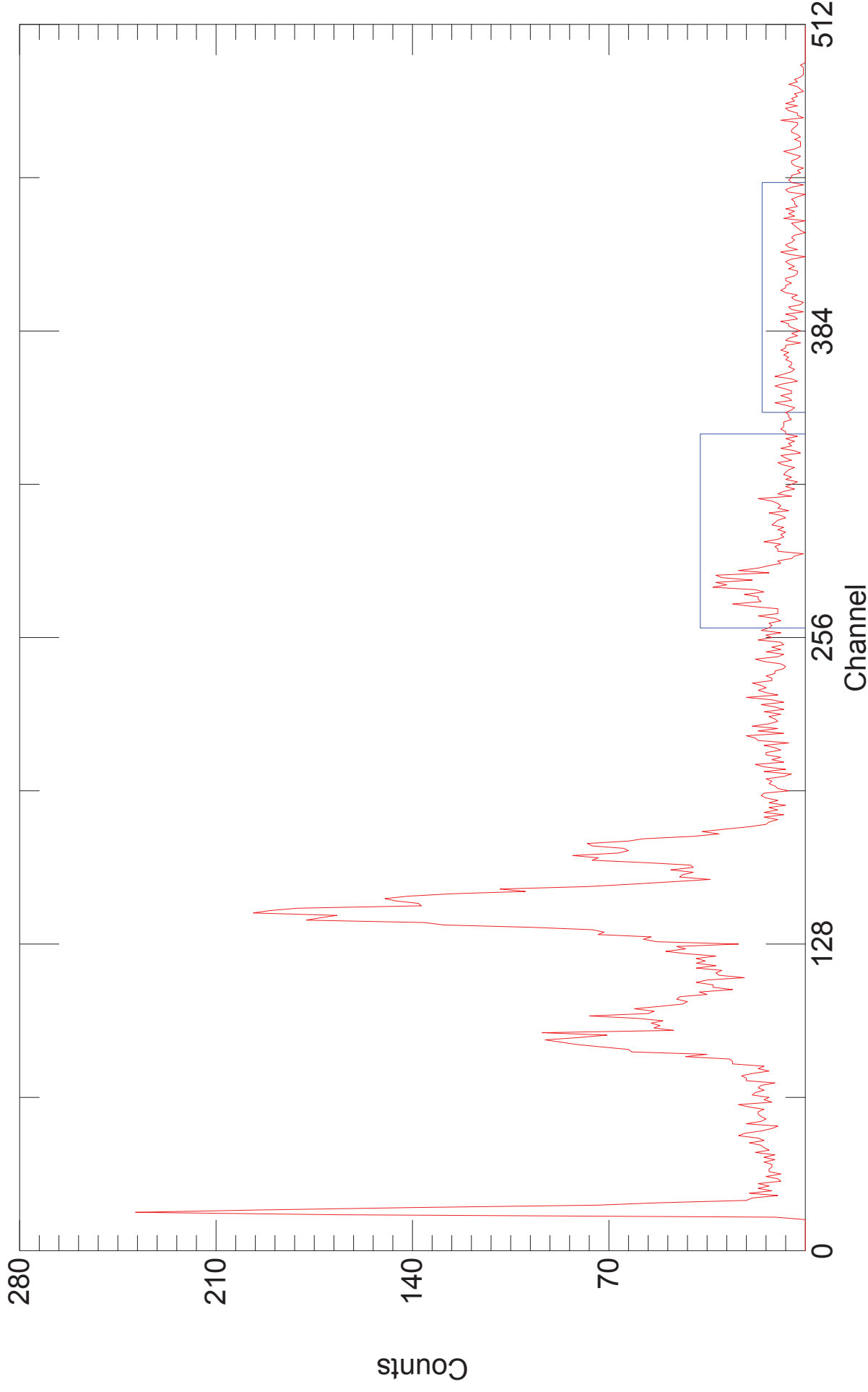
Acquired: 9/17/2012 12:14:57 PM

Real Time: 300.00 s. Live Time: 300.00 s.

File: E:\ENRICH~1\ENRICH~1\WinU235\RR_WinU235_CZT_MCA166_NBS03Channels: 512

Detector: #0

Detector: #0 □ H~1\ENRICH~1\



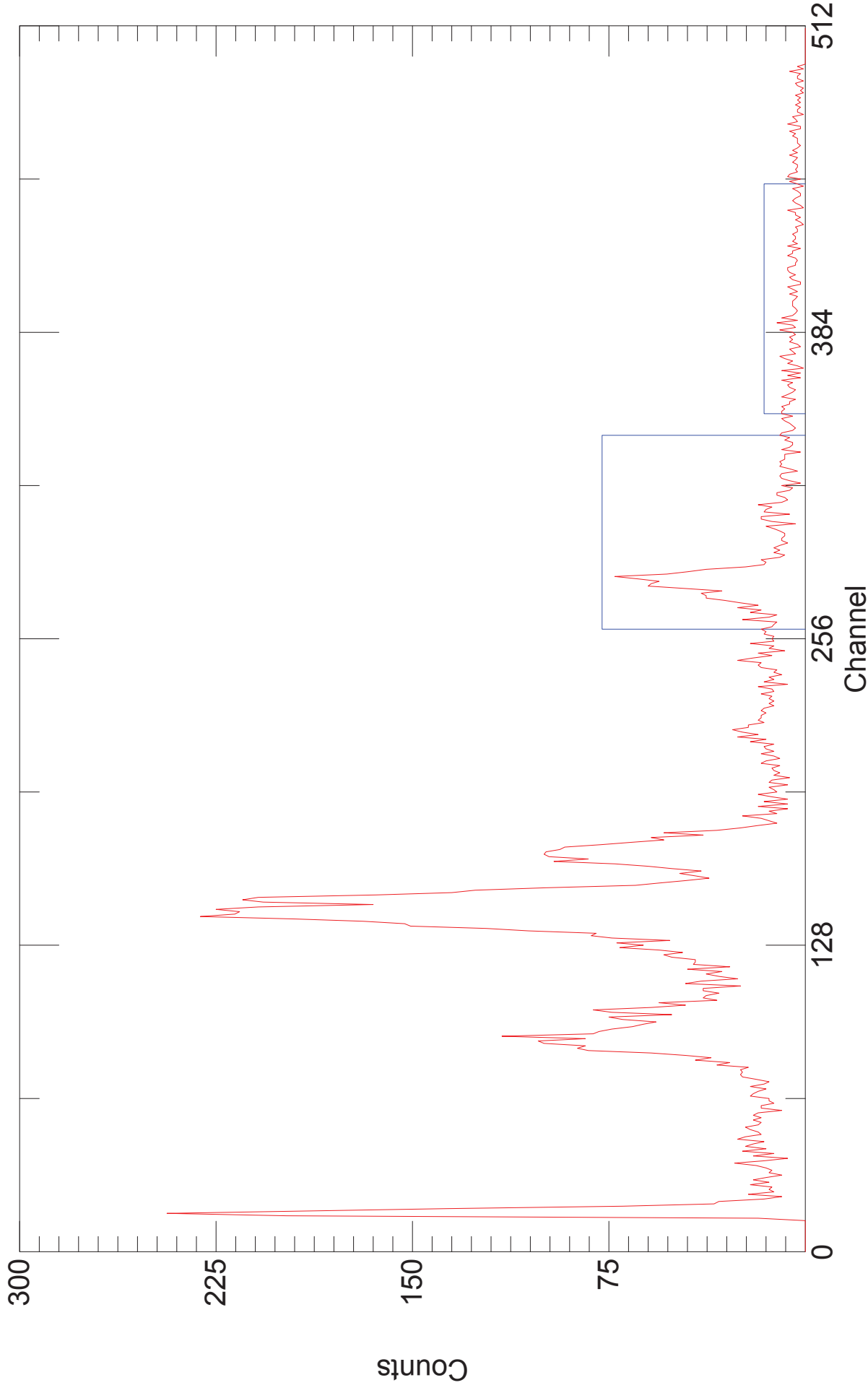
Acquired: 9/17/2012 11:20:17 AM

File: E:\ENRICH~1\ENRICH~1\WinU235\RR_WinU235_CZT_MCA166_NBS07Channels: 512

Detector: #0

Real Time: 300.00 s. Live Time: 300.00 s.

Detector: #0 □ H~1\ENRICH~1\



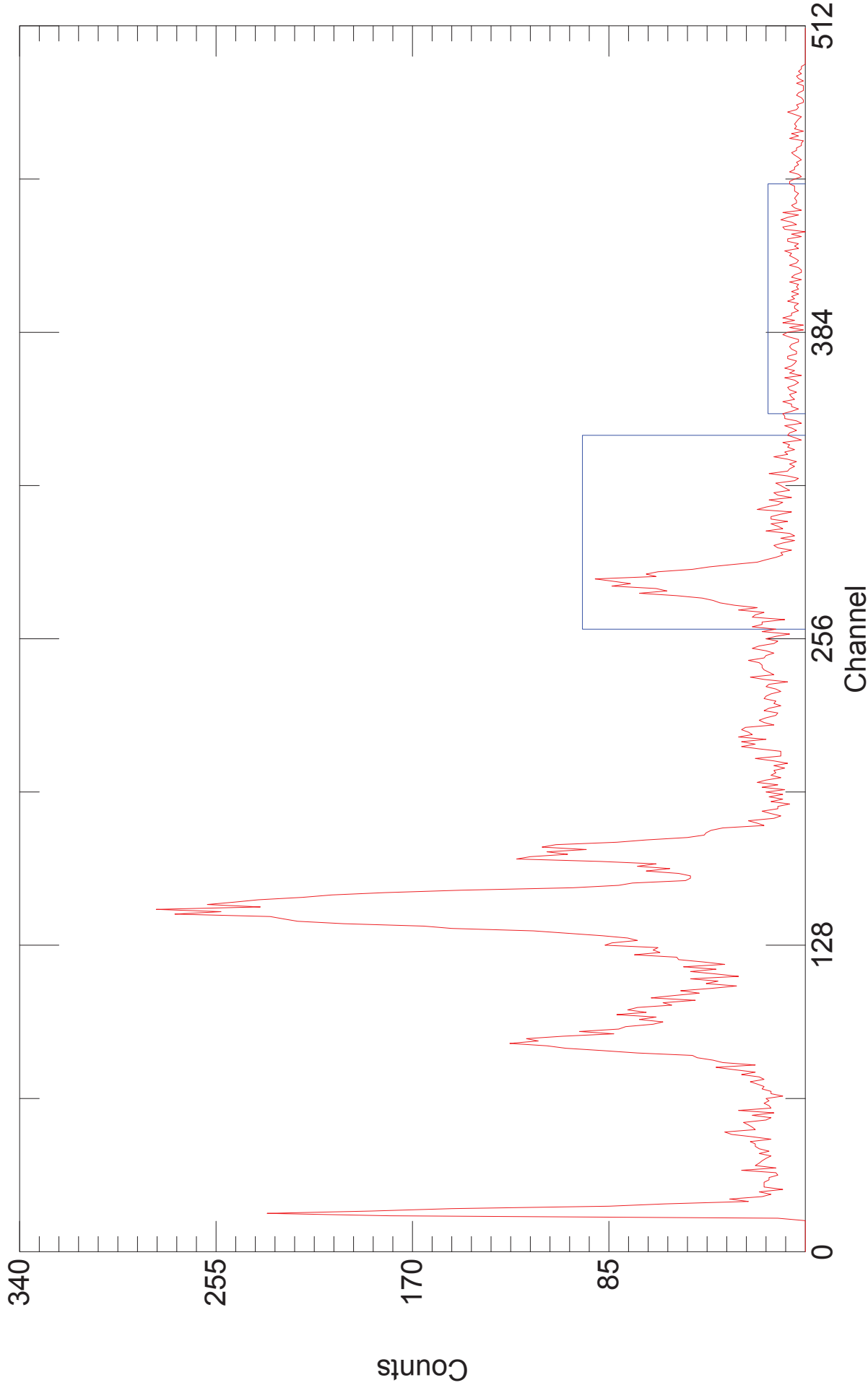
Acquired: 9/17/2012 12:05:32 PM

Real Time: 300.00 s. Live Time: 300.00 s.

File: E:\ENRICH~1\ENRICH~1\WinU235\RR_WinU235_CZT_MCA166_NBS19Channels: 512

Detector: #0

Detector: #0 □ H~1\ENRICH~1\



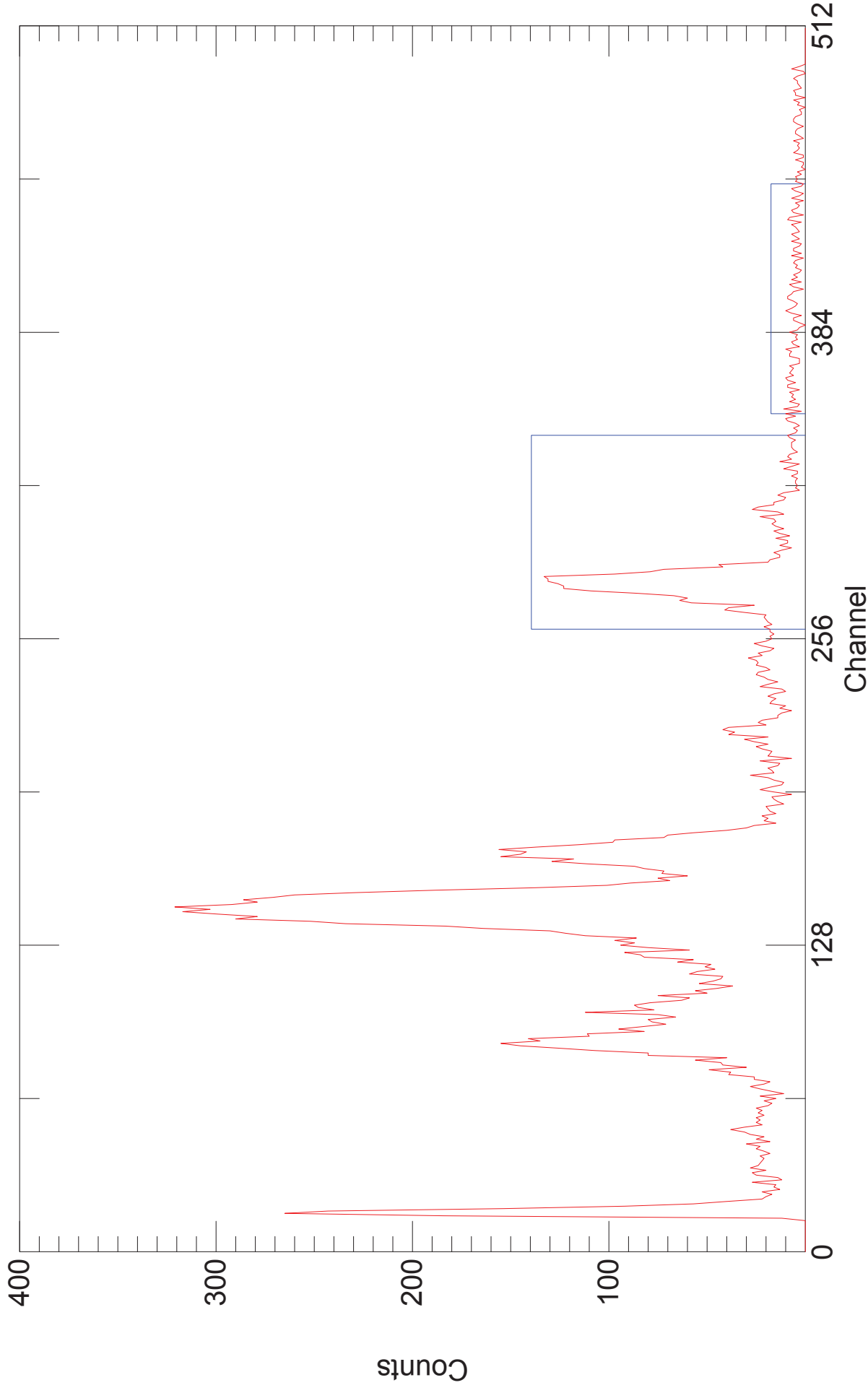
Acquired: 9/17/2012 11:27:24 AM

File: E:\ENRICH~1\ENRICH~1\WinU235\RR_WinU235_CZT_MCA166_NBS29Channels: 512

Detector: #0

Real Time: 300.00 s. Live Time: 300.00 s.

Detector: #0 □ H~1\ENRICH~1\



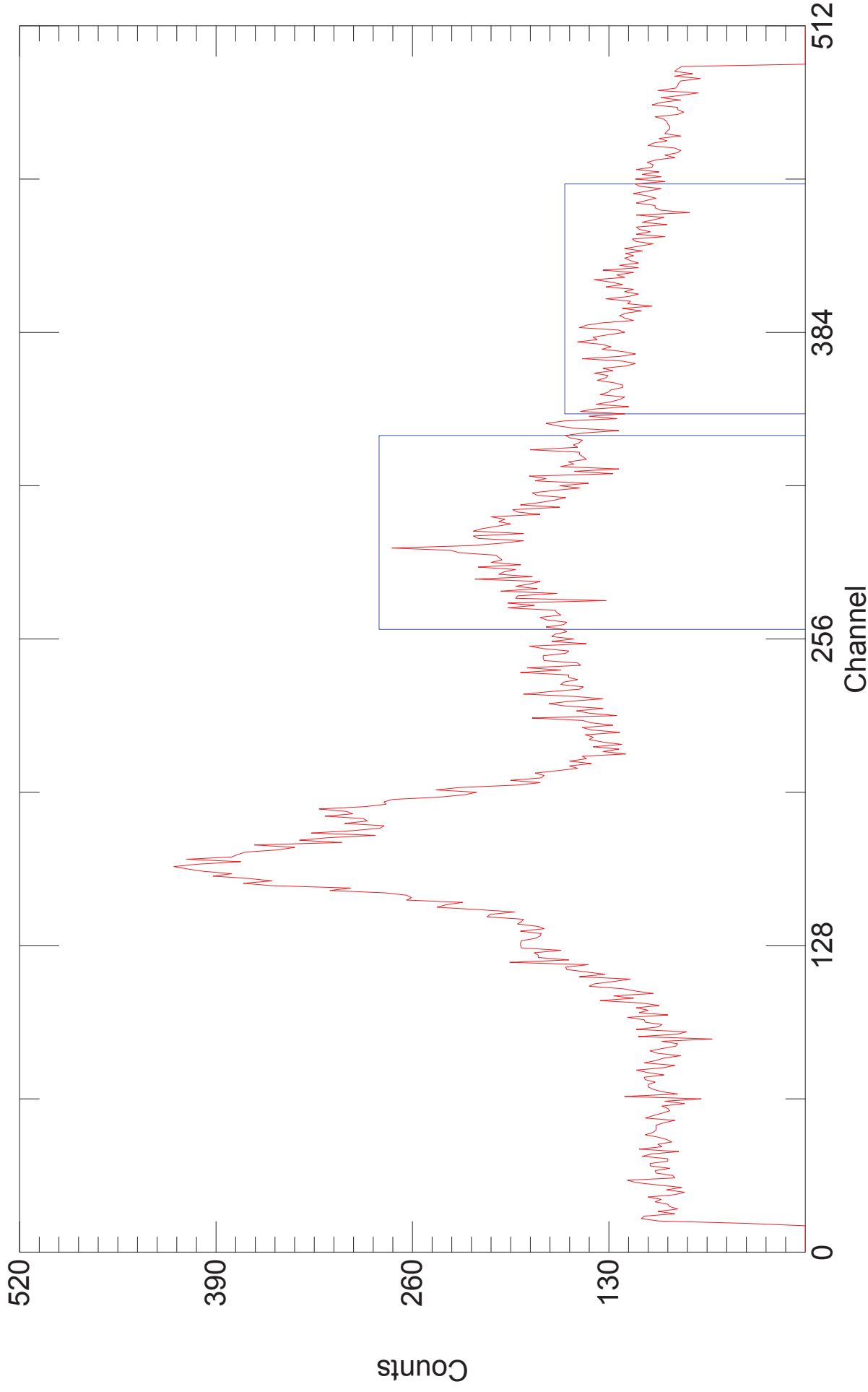
Acquired: 9/17/2012 10:56:08 AM

File: E:\ENRICH~1\ENRICH~1\WinU235\RR_WinU235_MCA166_NBS44Channels: 512

Detector: #0

Real Time: 300.00 s. Live Time: 300.00 s.

Detector: #0 □ H~1\ENRICH~1\



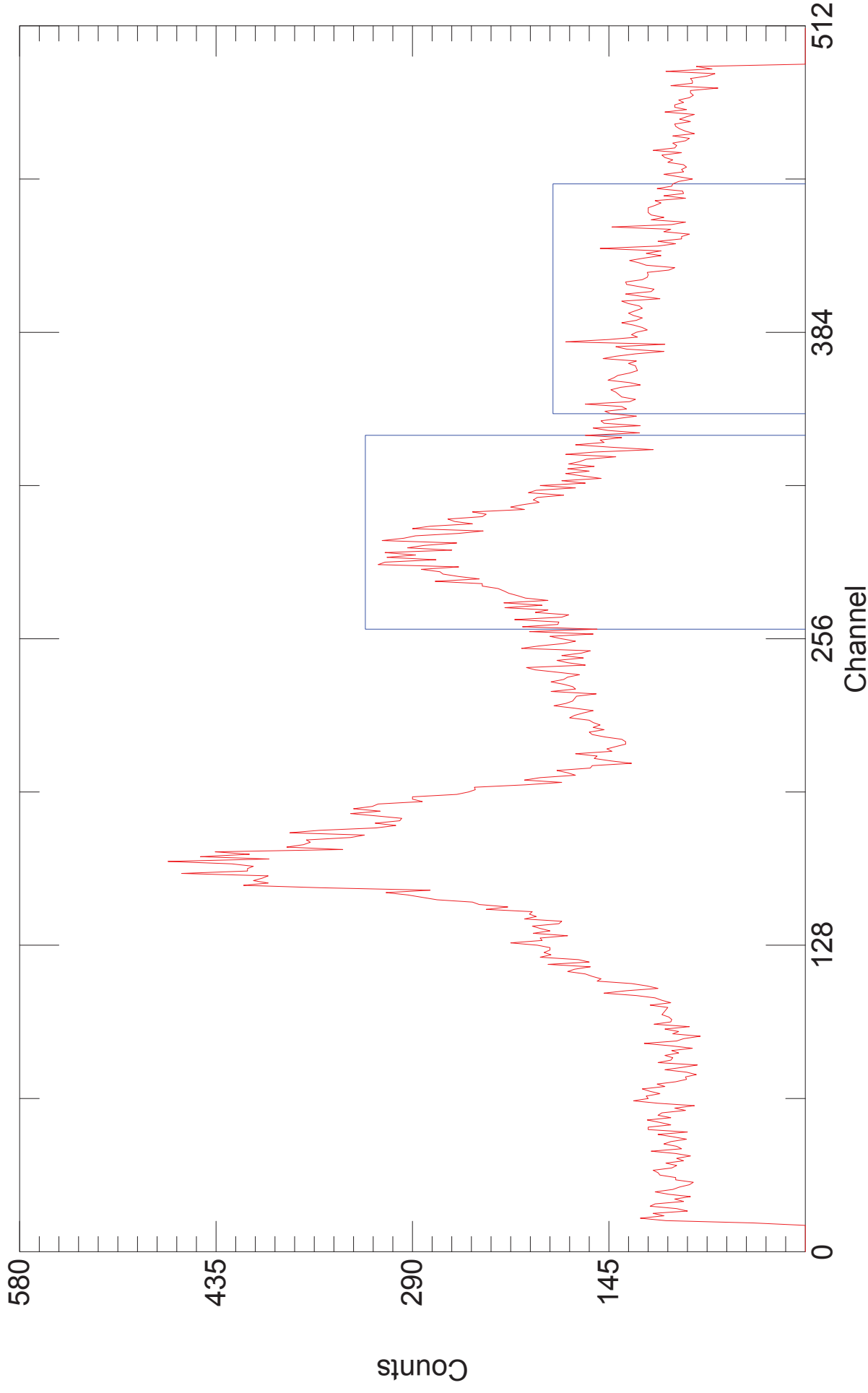
Acquired: 9/17/2012 4:25:15 PM

File: E:\ENRICH~1\ENRICH~1\WinU235\RR_WinU235_NaI_MCA166_NBS031Channels: 512

Detector: #0

Real Time: 300.00 s. Live Time: 301.00 s.

Detector: #0 □ H~1\ENRICH~1\



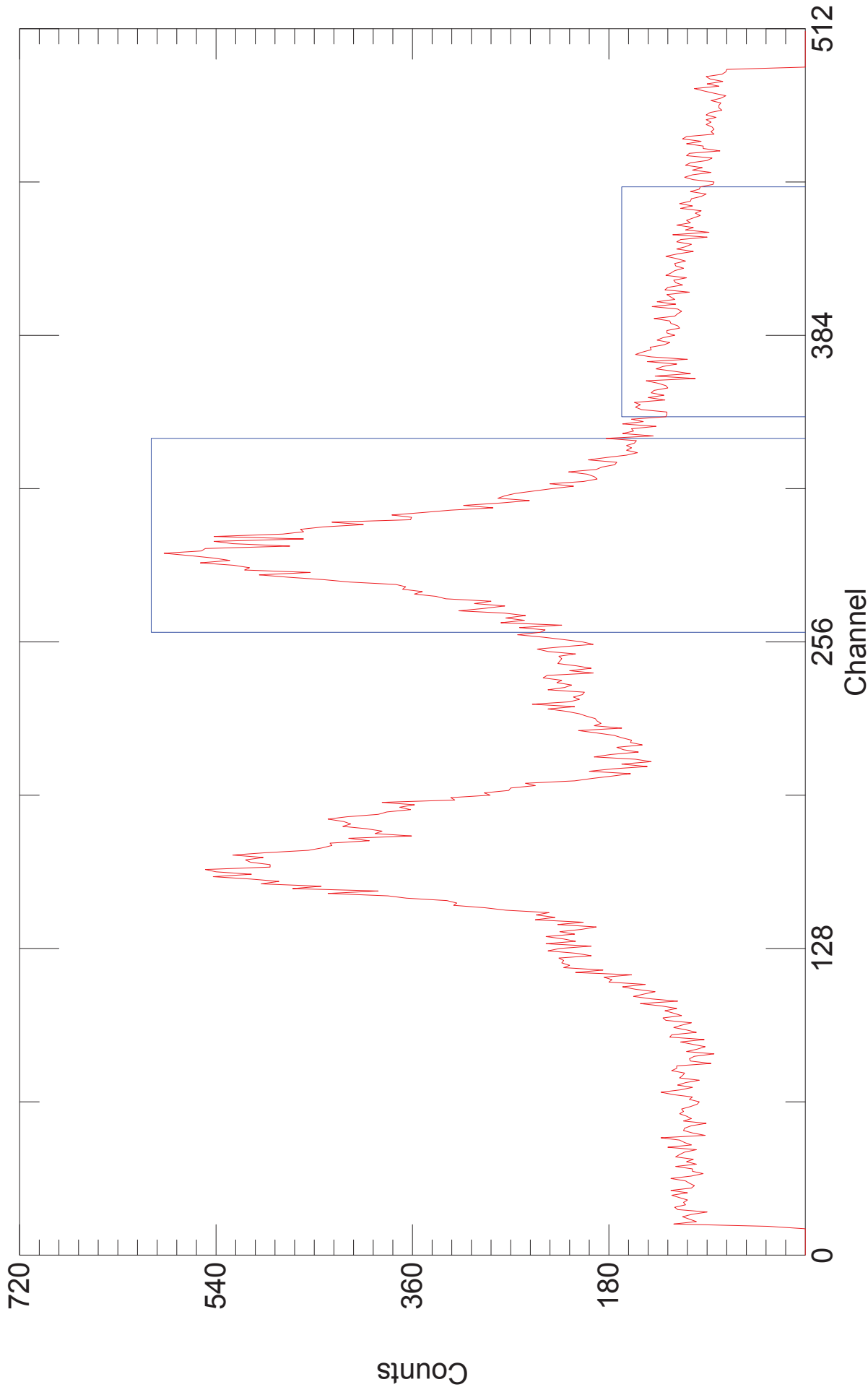
Acquired: 9/17/2012 3:52:38 PM

File: E:\ENRICH~1\ENRICH~1\WinU235\RR_WinU235_NaI_MCA166_NBS071Channels: 512

Detector: #0

Real Time: 300.00 s. Live Time: 301.00 s.

Detector: #0 □ H~1\ENRICH~1\



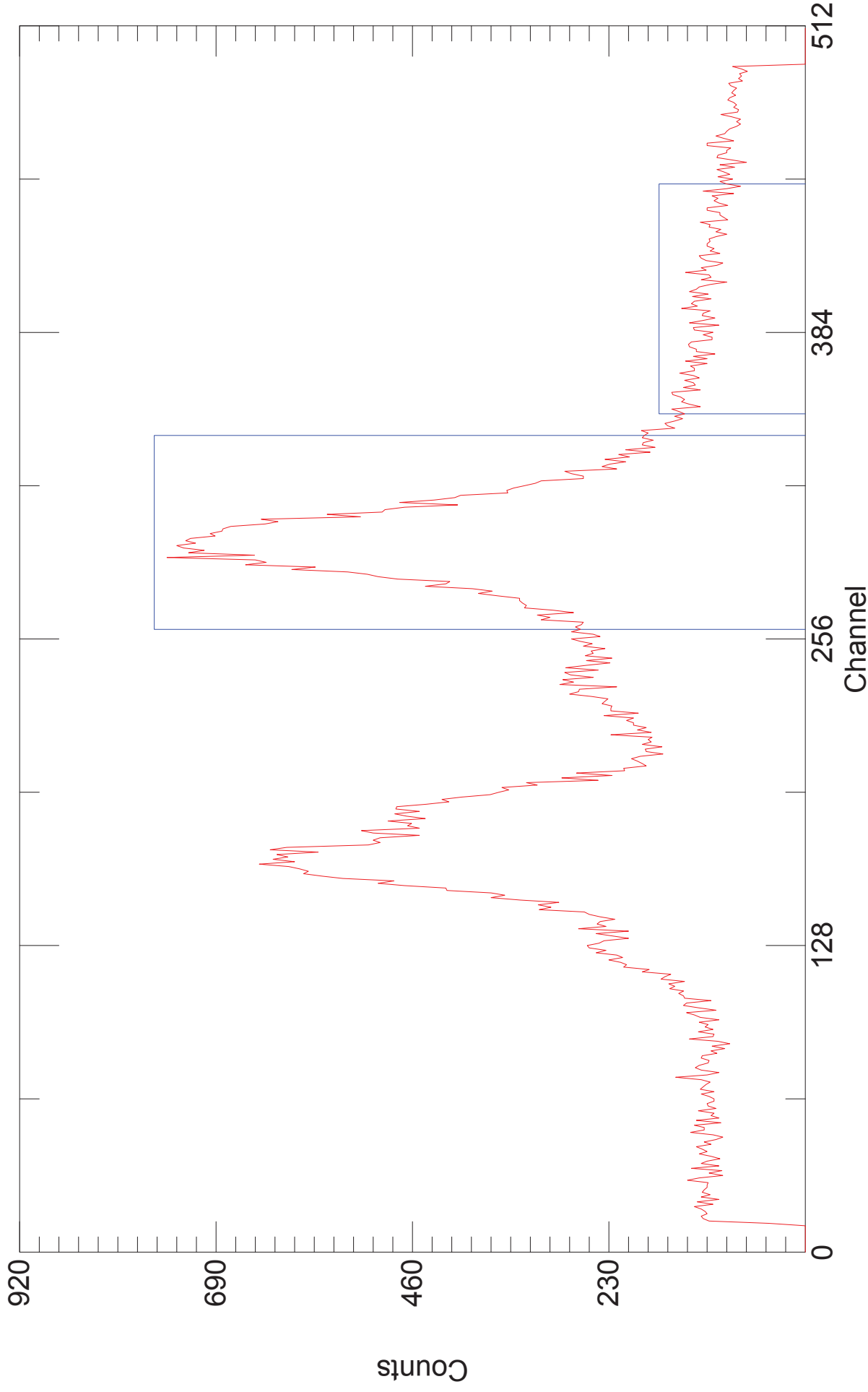
Acquired: 9/17/2012 4:04:10 PM

File: E:\ENRICH~1\ENRICH~1\WinU235\RR_WinU235_NaI_MCA166_NBS194Channels: 512

Detector: #0

Real Time: 300.00 s. Live Time: 301.00 s.

Detector: #0 □ H~1\ENRICH~1\



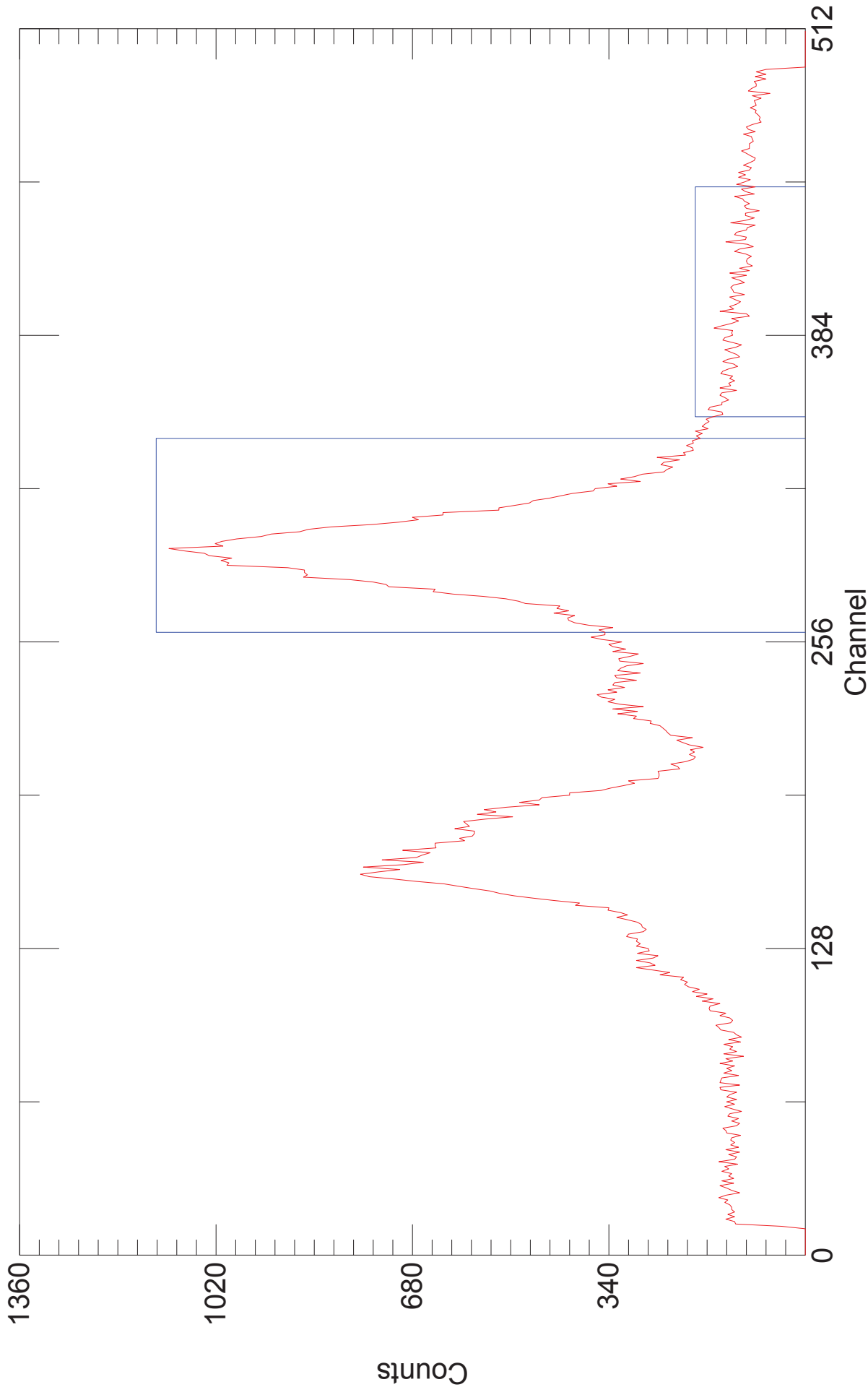
Acquired: 9/17/2012 4:12:34 PM

File: E:\ENRICH~1\ENRICH~1\WinU235\RR_WinU235_NaI_MCA166_NBS295Channels: 512

Detector: #0

Real Time: 300.00 s. Live Time: 302.00 s.

Detector: #0 □ H~1\ENRICH~1\



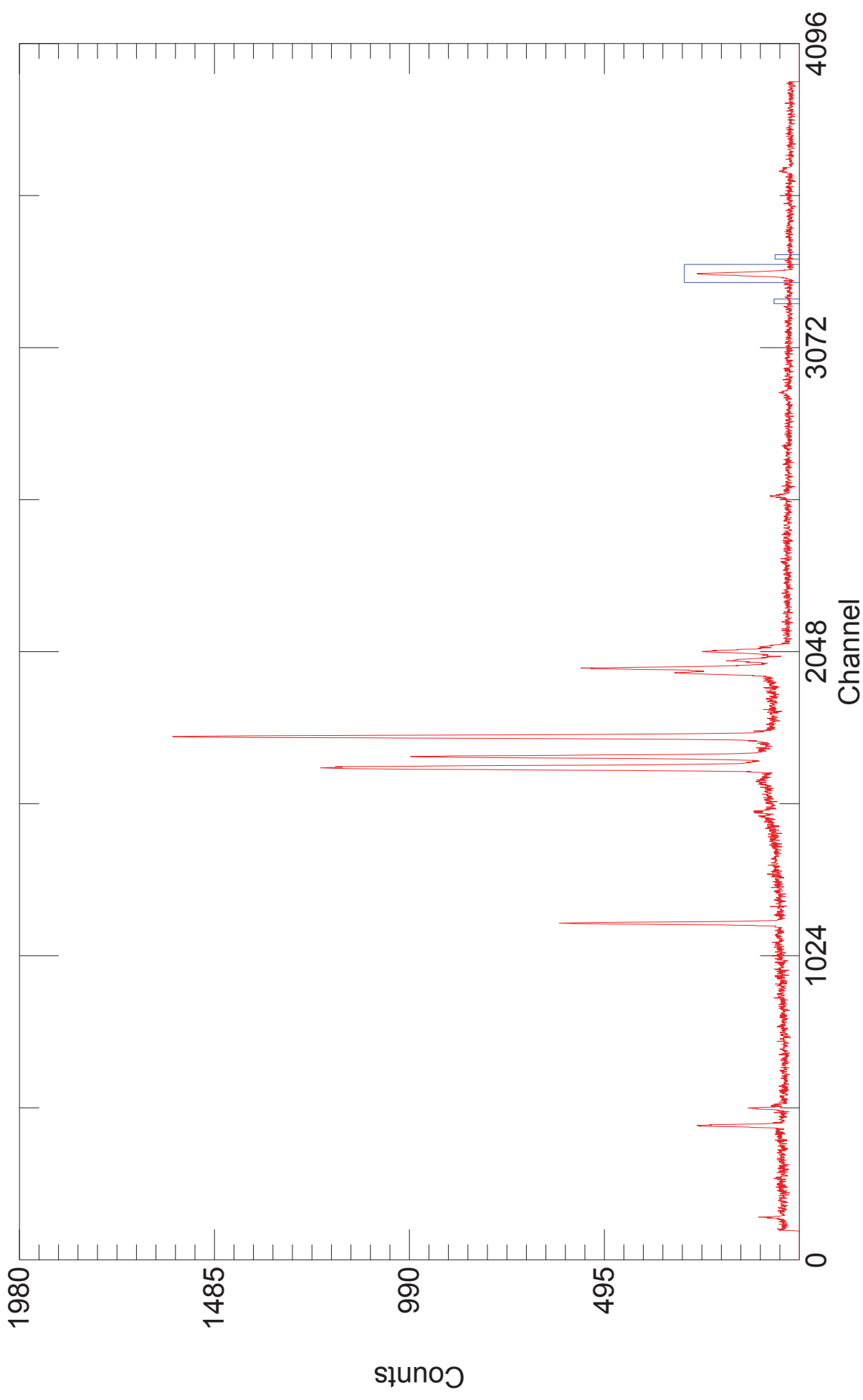
Acquired: 9/17/2012 3:44:11 PM

File: E:\ENRICH~1\ENRICH~1\WinU235\RR_WinU235_NaI_MCA166_NBS446Channels: 512

Detector: #0

Real Time: 300.00 s. Live Time: 302.00 s.

Detector: #0 □□~1\ENRICH~1\



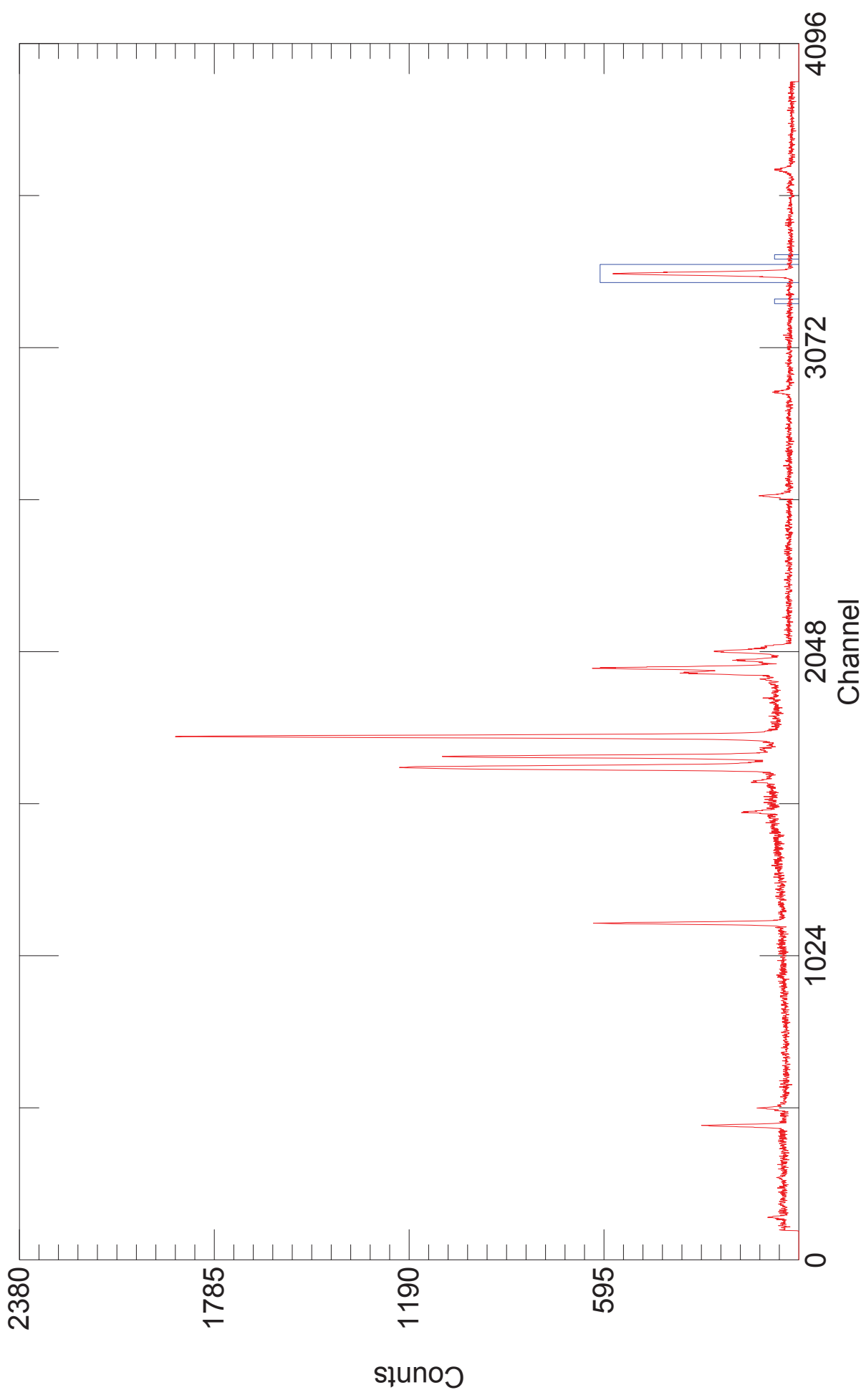
Acquired: 10/11/2012 1:46:57 PM

File: E:\ENRICH~1\ENRICH~1\WinUF6\RR_WinUF6_HPGGe_MCA166_NBS0\Channels: 4096

Detector: #0

Real Time: 300.00 s. Live Time: 303.00 s.

Detector: #0 □□~1\ENRICH~1\



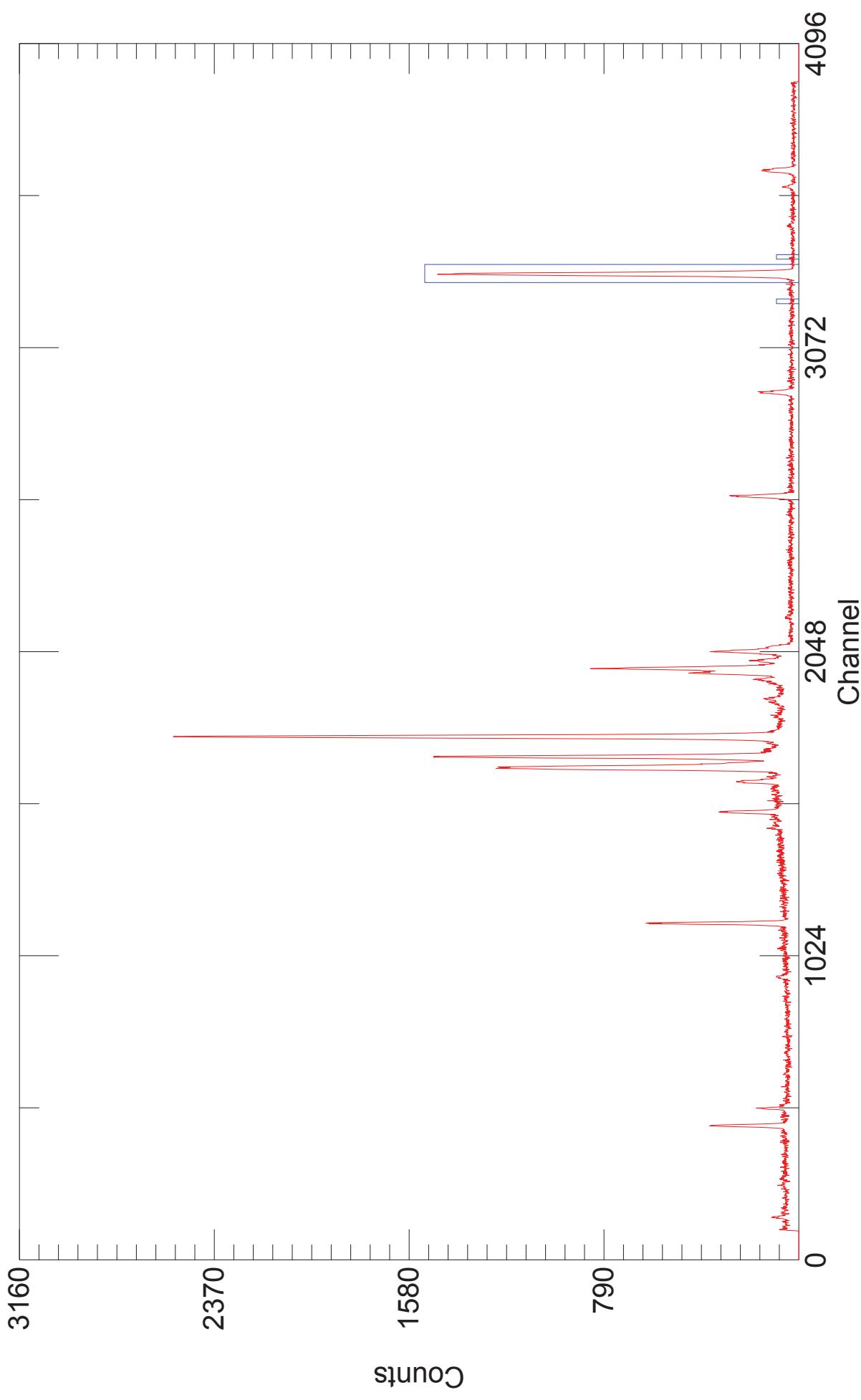
Acquired: 10/11/2012 1:31:13 PM

Real Time: 300.00 s. Live Time: 304.00 s.

File: E:\ENRICH~1\ENRICH~1\WinUF6\RR_WinUF6_HPGGe_MCA166_NBS07Channels: 4096

Detector: #0

Detector: #0 □□~1\ENRICH~1\



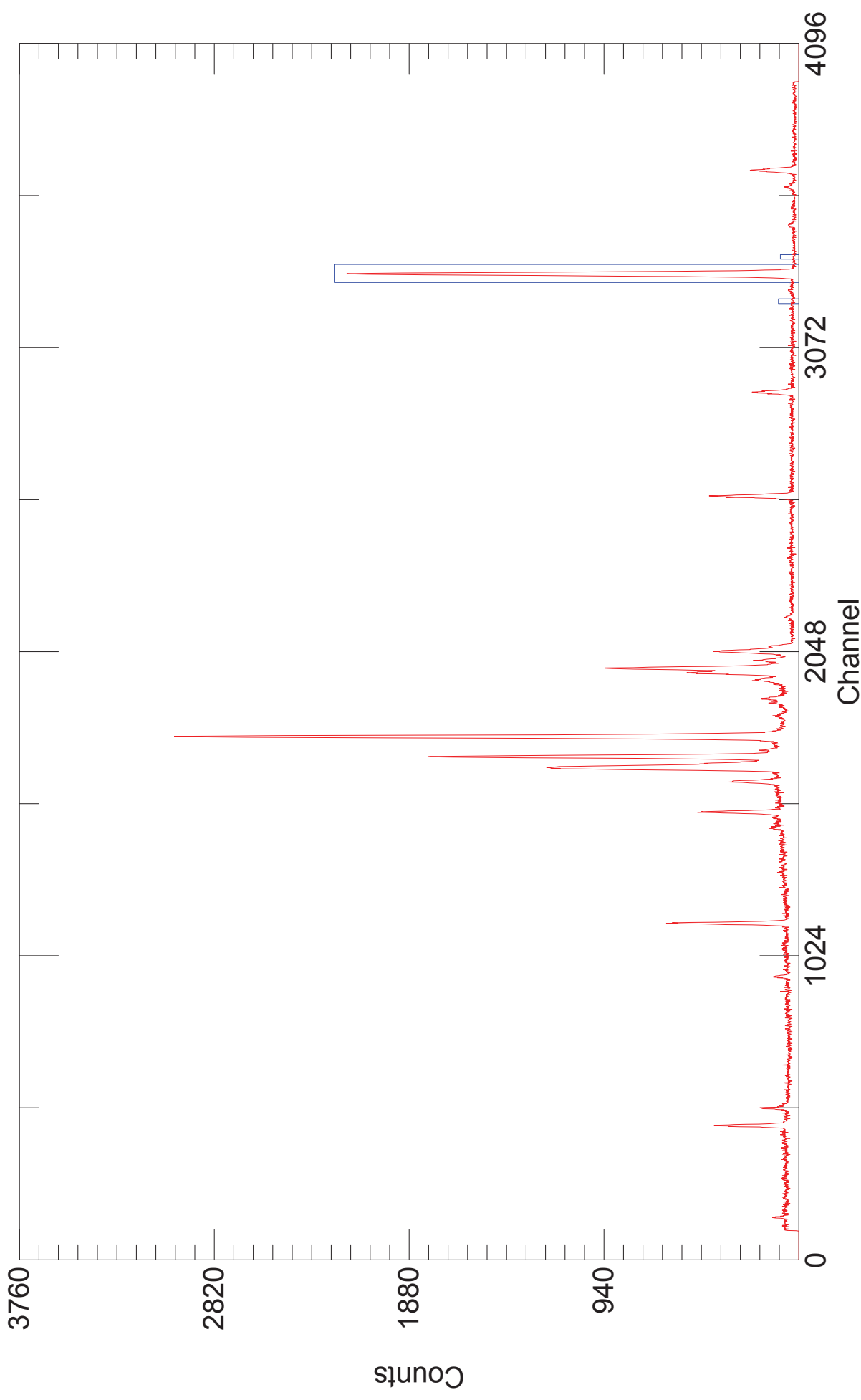
Acquired: 10/11/2012 3:04:33 PM

File: E:\ENRICH~1\ENRICH~1\WinUF6\RR_WinUF6_HPGGe_MCA166_NBS1\Channels: 4096

Detector: #0

Real Time: 300.00 s. Live Time: 304.00 s.

Detector: #0 □□~1\ENRICH~1\



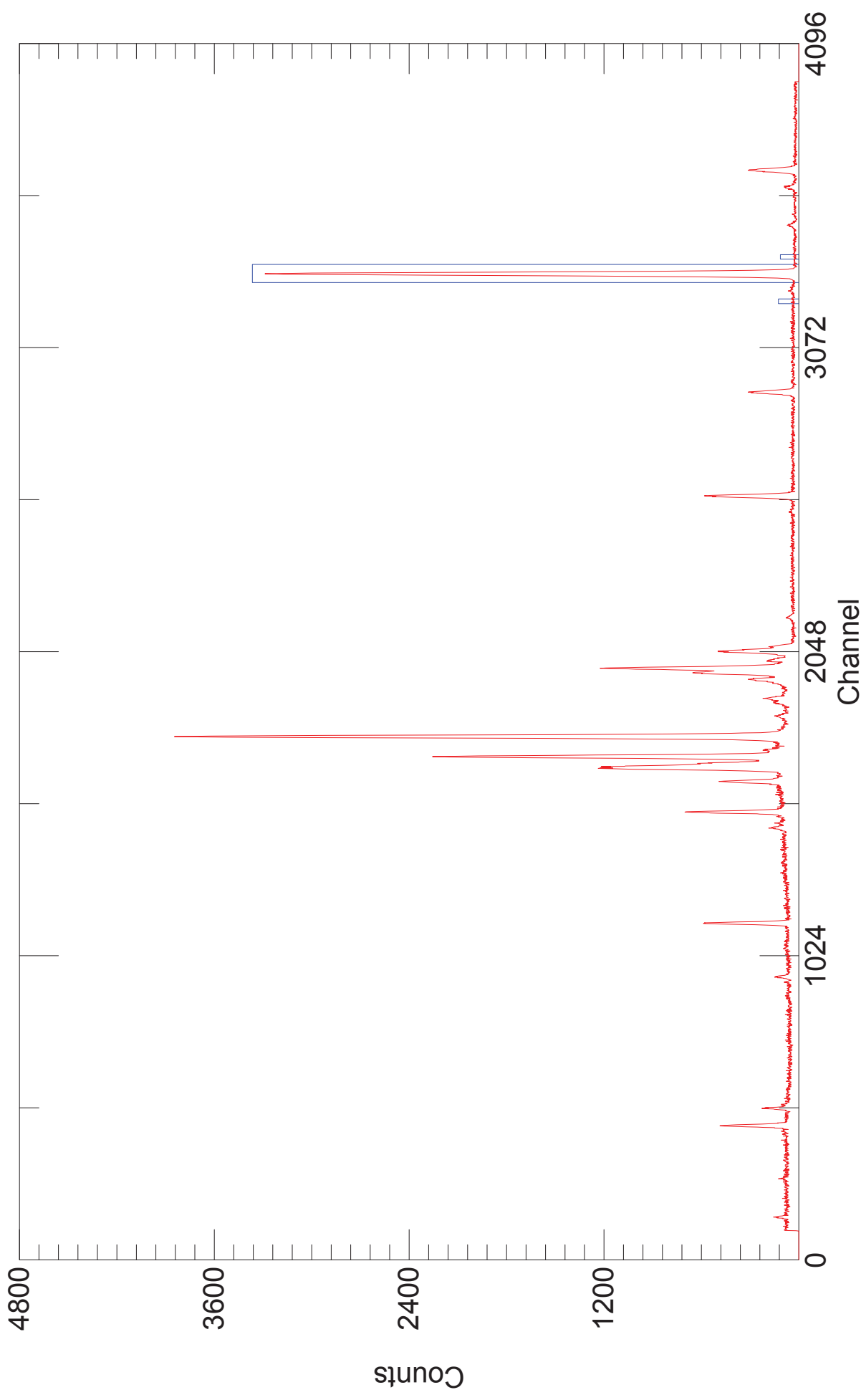
Acquired: 10/11/2012 2:56:47 PM

Real Time: 300.00 s. Live Time: 305.00 s.

File: E:\ENRICH~1\ENRICH~1\WinUF6\RR_WinUF6_HPGGe_MCA166_NBS2\Channels: 4096

Detector: #0

Detector: #0 □□~1\ENRICH~1\

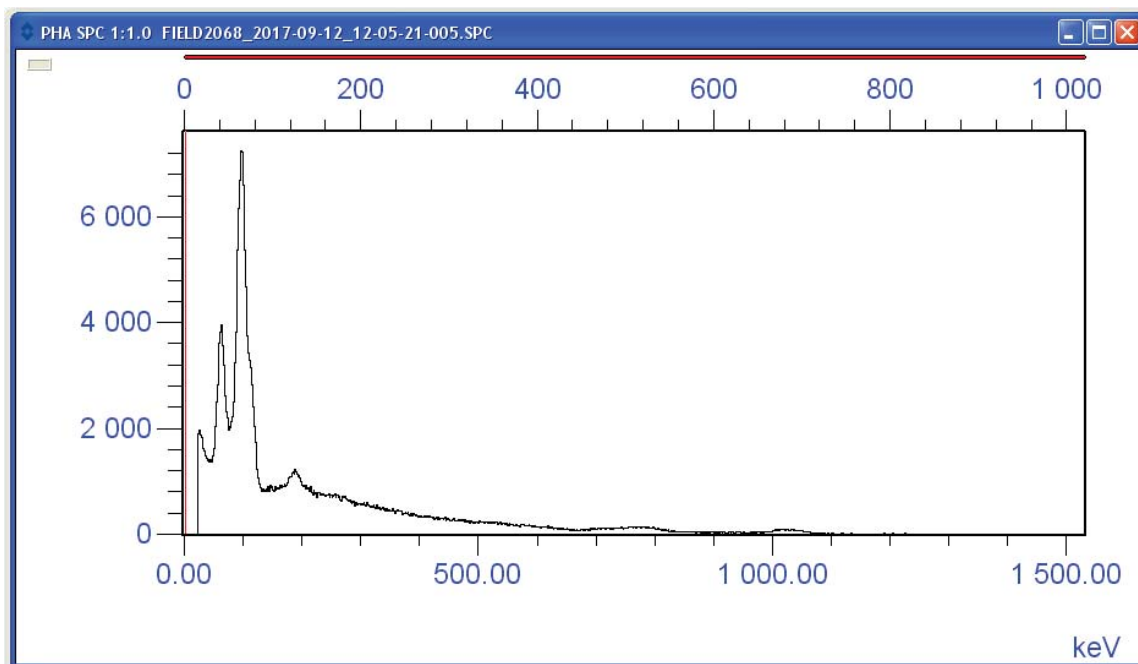


Acquired: 10/11/2012 1:38:41 PM

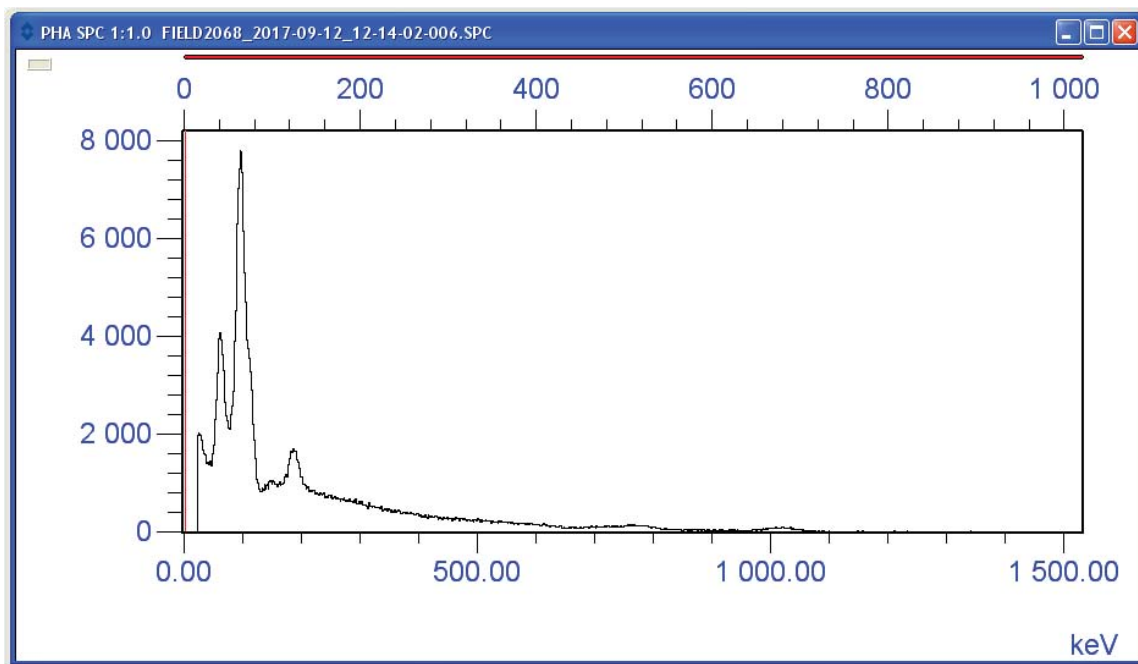
File: E:\ENRICH~1\ENRICH~1\WinUF6\RR_WinUF6_HPGGe_MCA166_NBS4Channels: 4096

Detector: #0

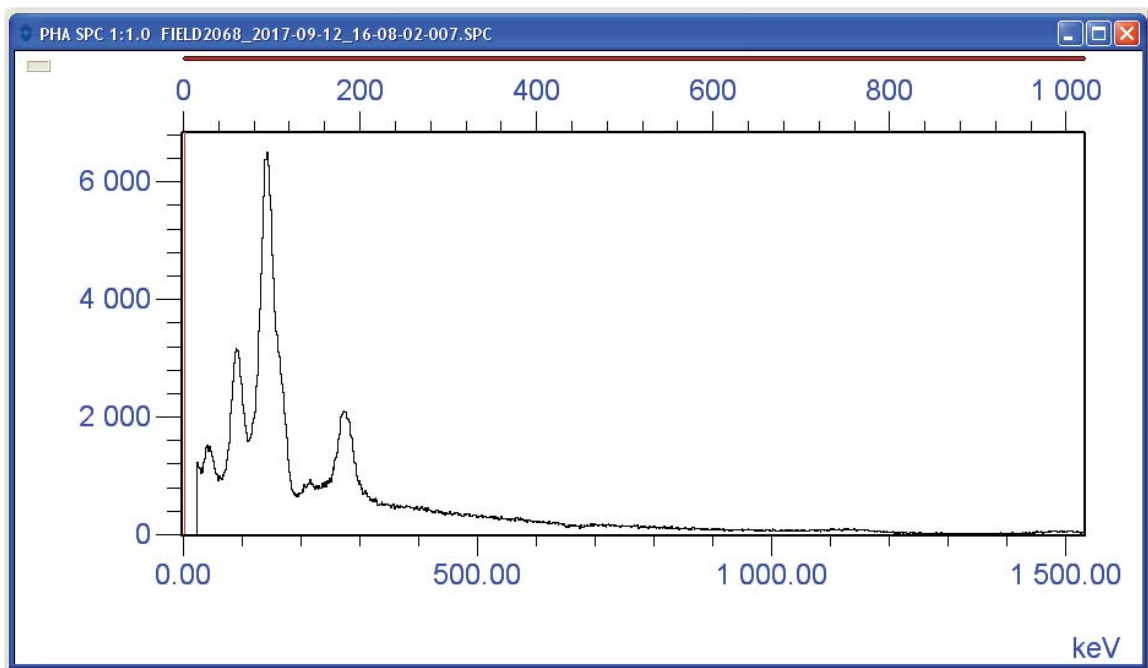
Real Time: 300.00 s. Live Time: 306.00 s.



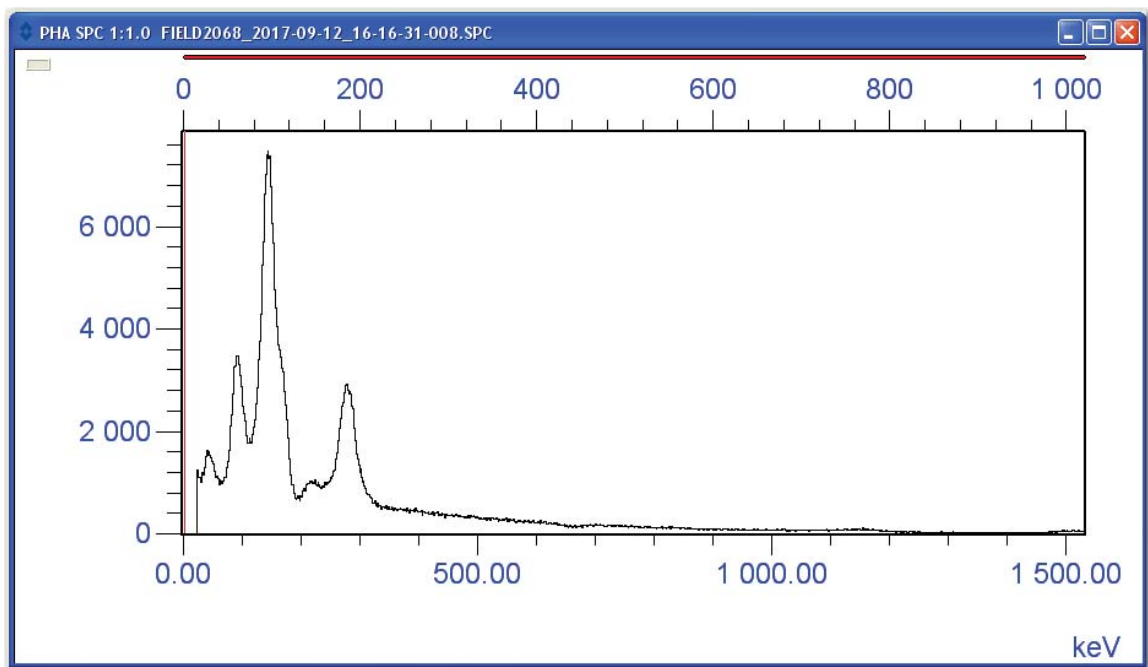
RR_NaIGEM_HM5_NBS031



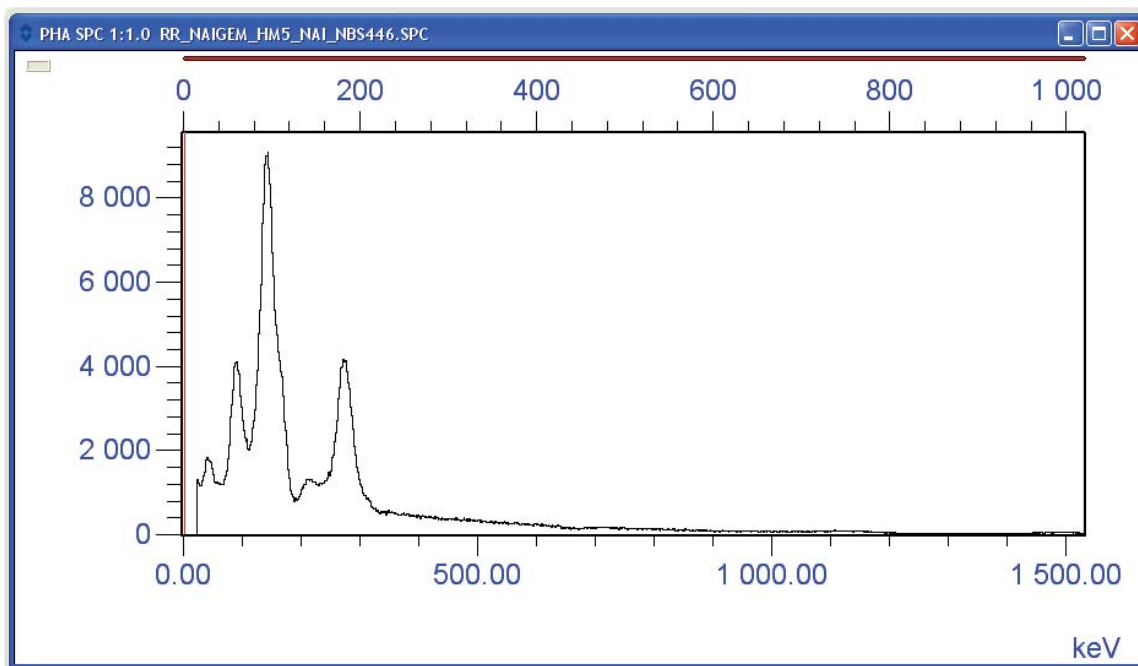
RR_NaIGEM_HM5_NBS071



RR_NaIGEM_HM5_NBS194

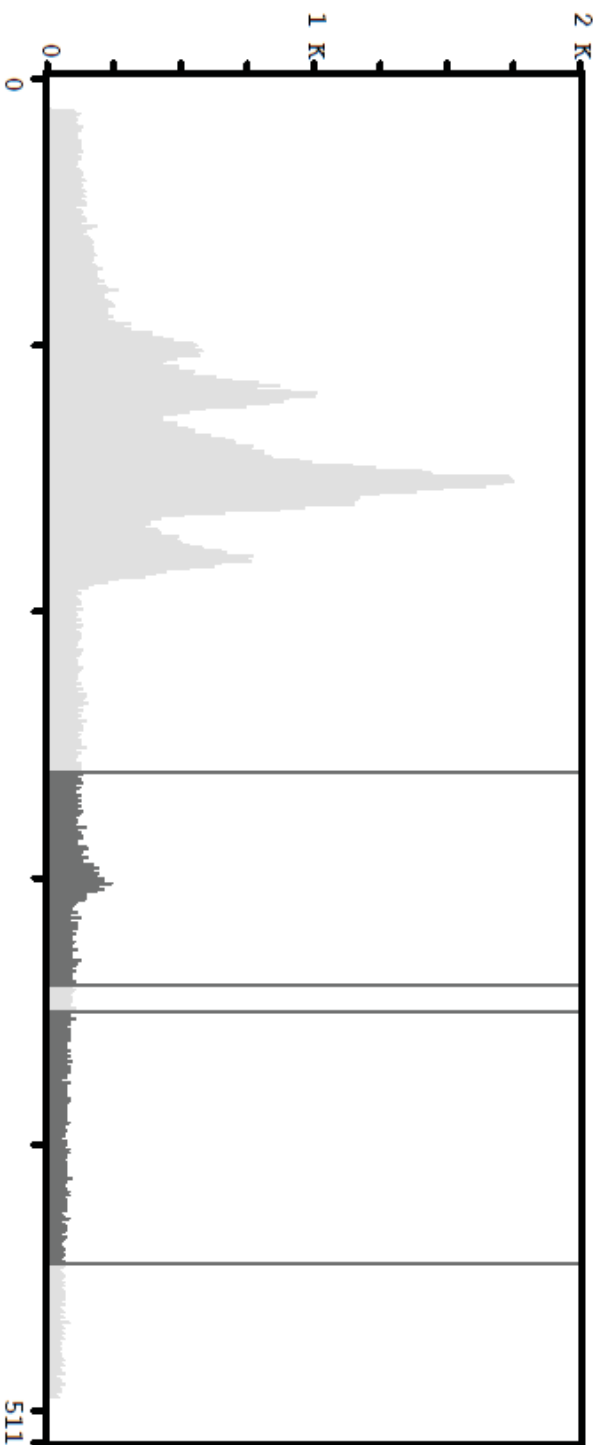


RR_NaIGEM_HM5_NBS295



RR_NaIGEM_HM5_NBS446

WinU235 [E:\...\CZT\CZT_031.spe]



Appendix B. Spectra.

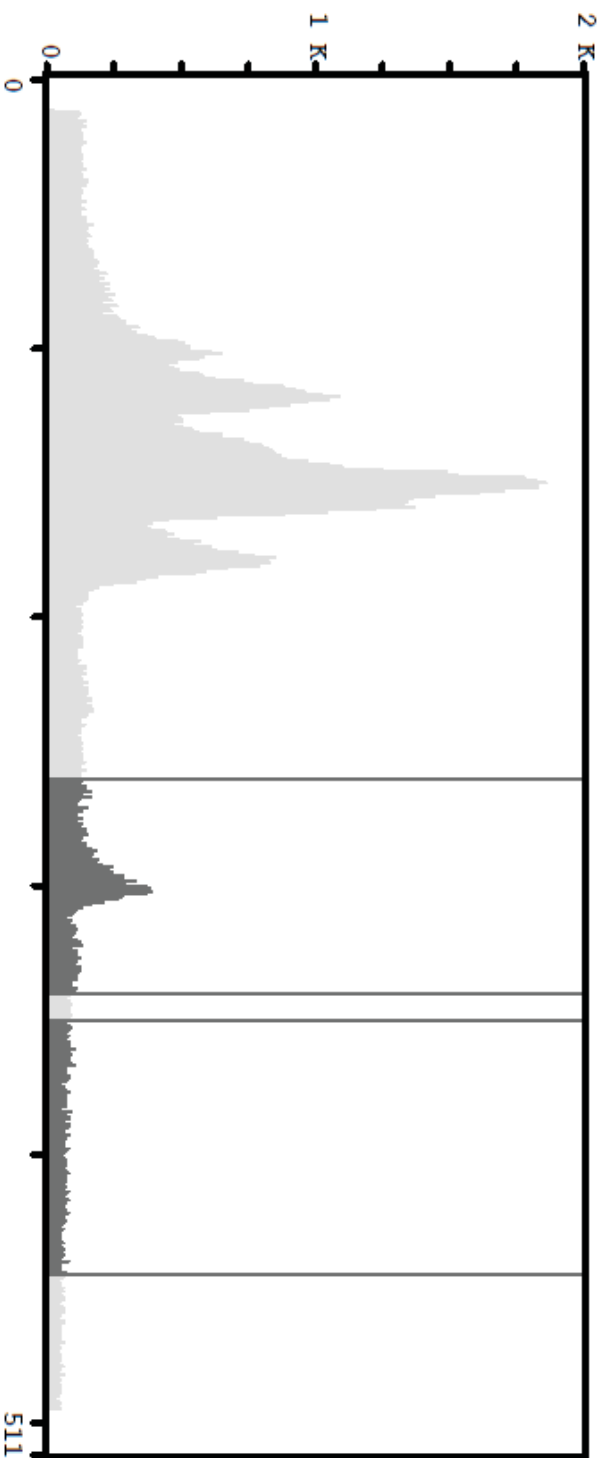
Remarks:

Start Time = 11/06/2012 16:41:31

Life Time = 300 sec

Dead Time = 0.7 %

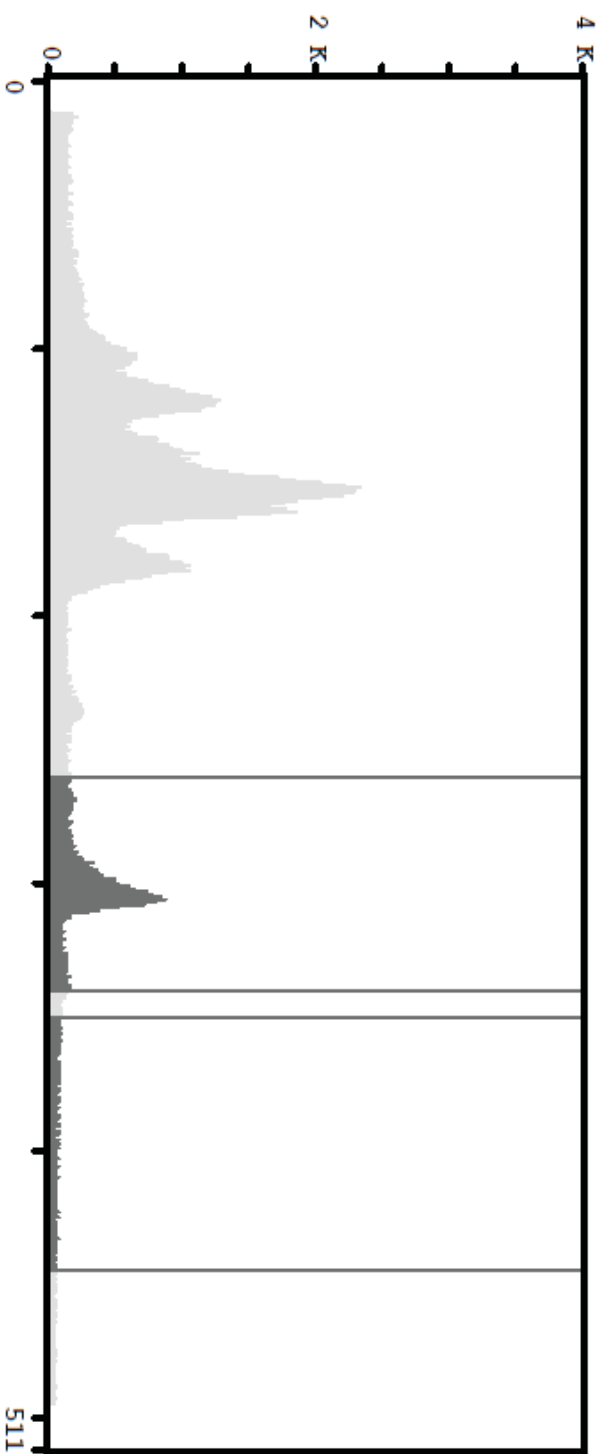
WinU235 [E:\...\CZT\CZT_071.spe]



Remarks:

Start Time = 11/06/2012 11:53:07
Life Time = 300 sec
Dead Time = 0.7 %

WinU235 [E:\...\CZT\CZT_194.spe]



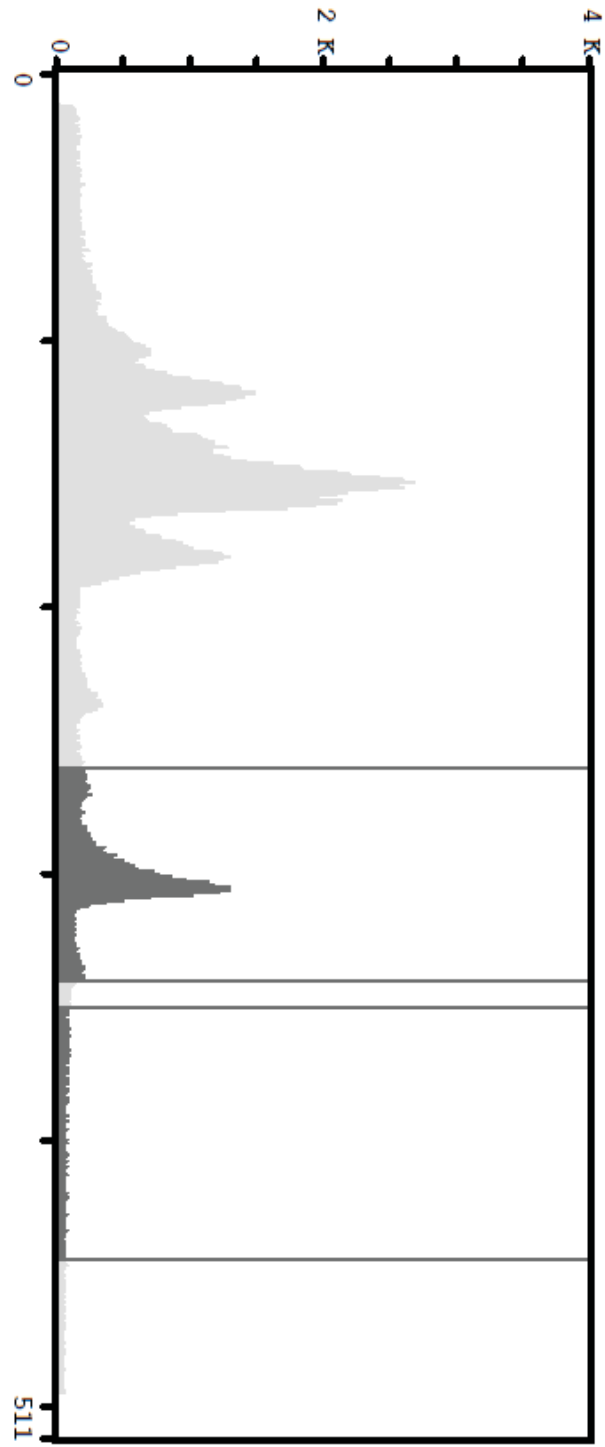
Remarks:

Start Time = 11/06/2012 12:02:39

Life Time = 300 sec

Dead Time = 0.9 %

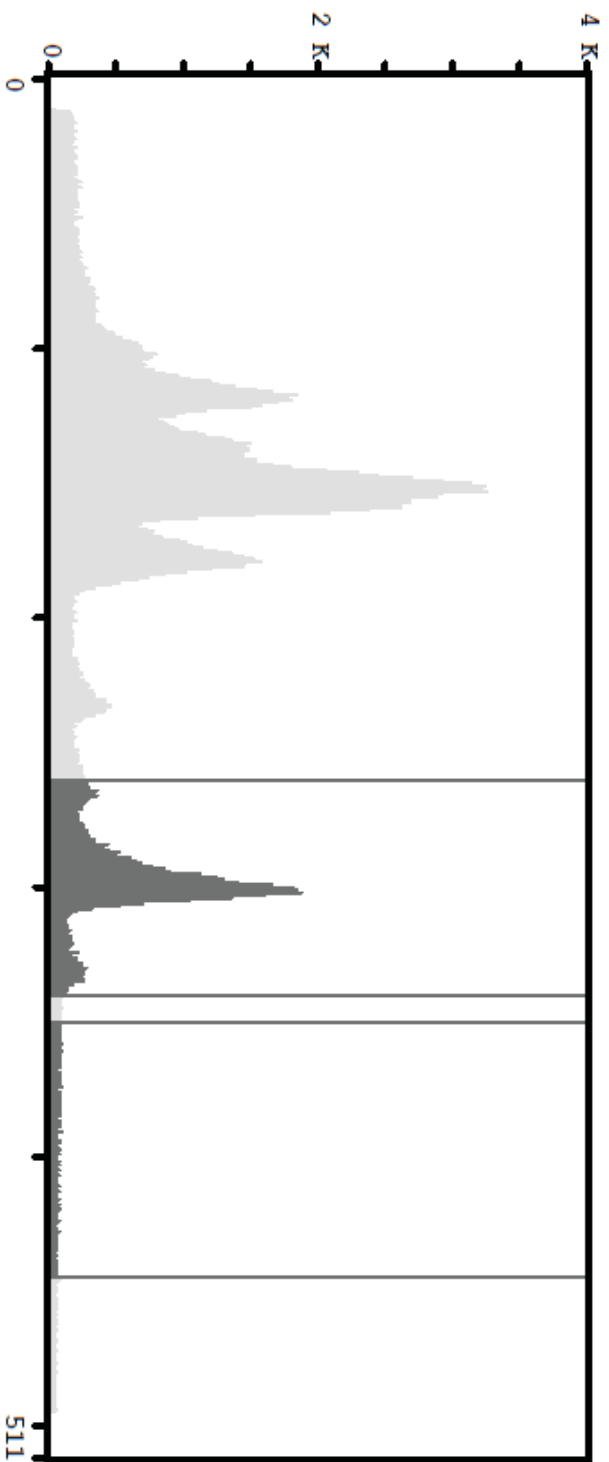
WinU235 [E:\...\CZT\CZT_295.spe]



Remarks:

Start Time = 11/06/2012 16:35:24
Life Time = 300 sec
Dead Time = 1.0 %

WinU235 [E:\...\CZT\CZT_446.spe]



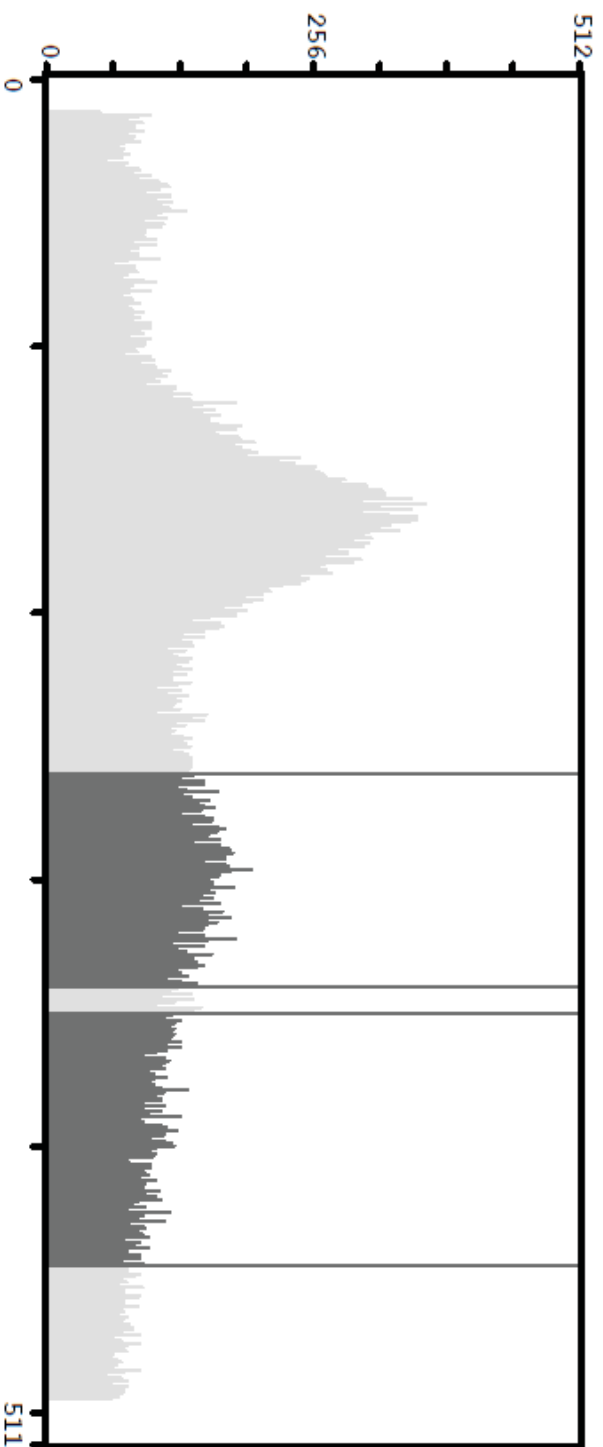
Remarks:

Start Time = 11/06/2012 11:45:03

Life Time = 300 sec

Dead Time = 1.2 %

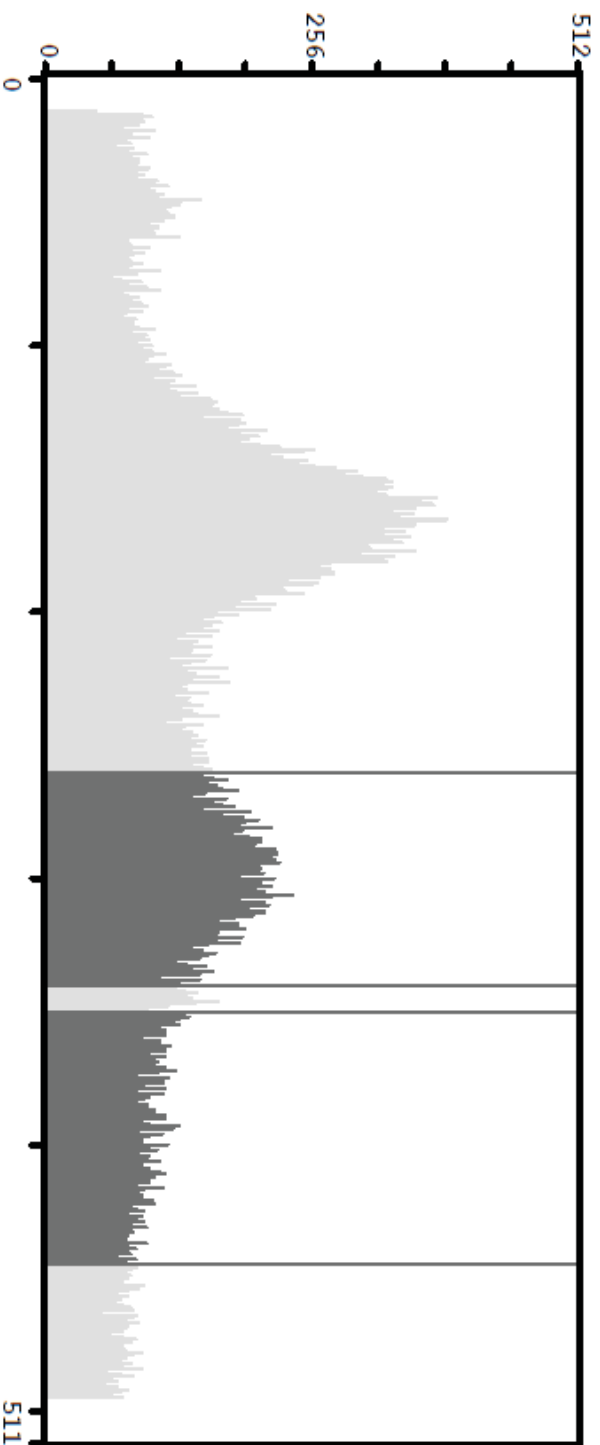
winu235 [E:\...\NaI\EFC_031.spe]



Remarks:

Start Time = 11/02/2012 14:05:45
Life Time = 300 sec
Dead Time = 0.4 %

WINU235 [E:\...\NaI\FFC_071.spe]



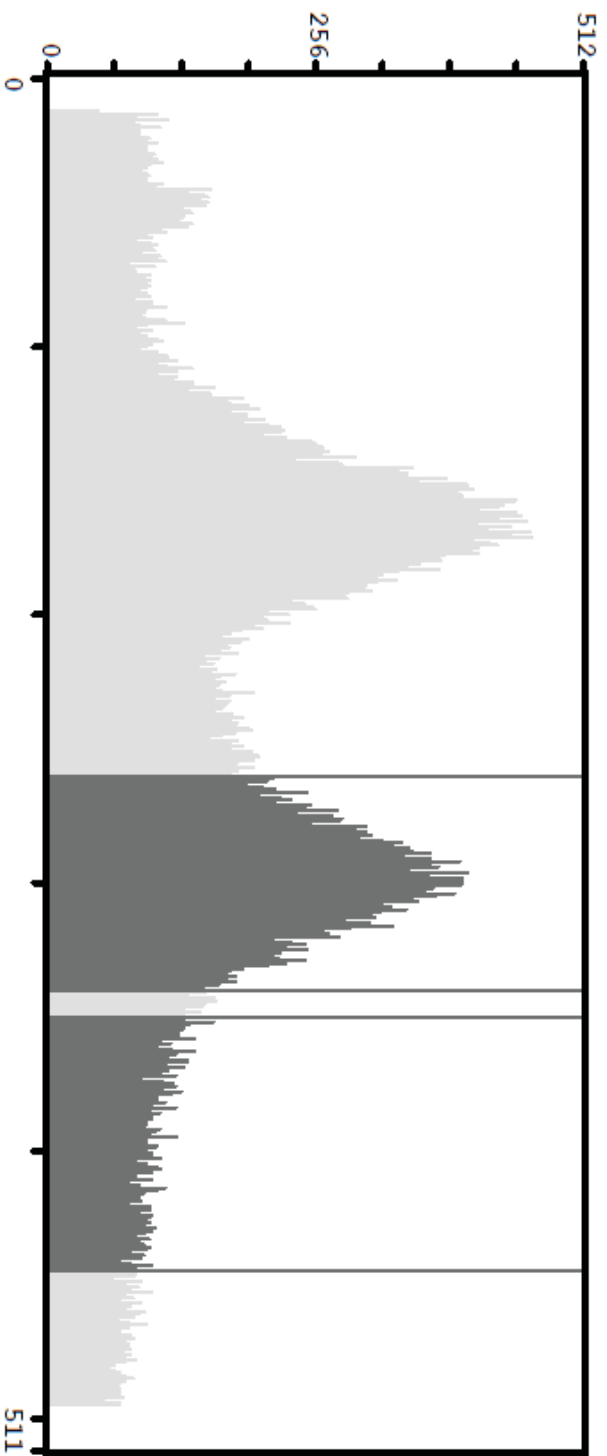
Remarks:

Start Time = 12/11/2012 16:32:23

Life Time = 300 sec

Dead Time = 0.5 %

WINU235 [E:\...\NaI\EFC_194.spe]



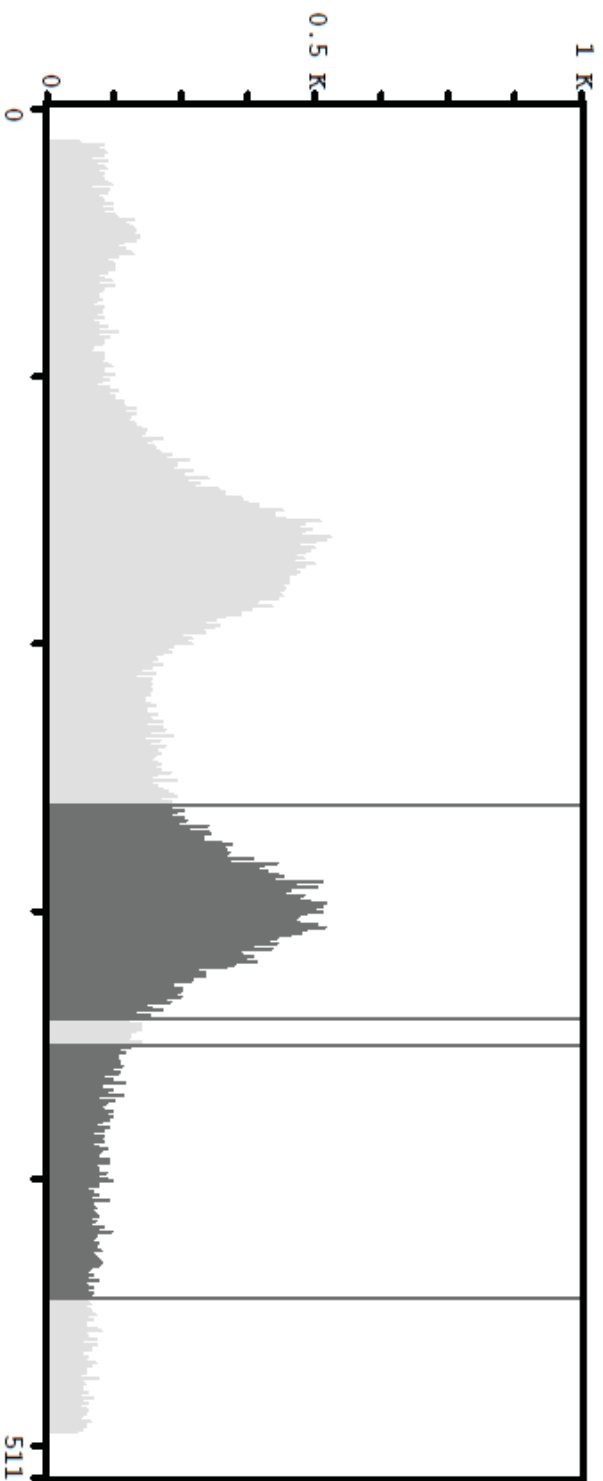
Remarks:

Start Time = 12/11/2012 16:43:38

Life Time = 300 sec

Dead Time = 0.5 %

winU235 [E:\...\Nal\EFC_295.spe]



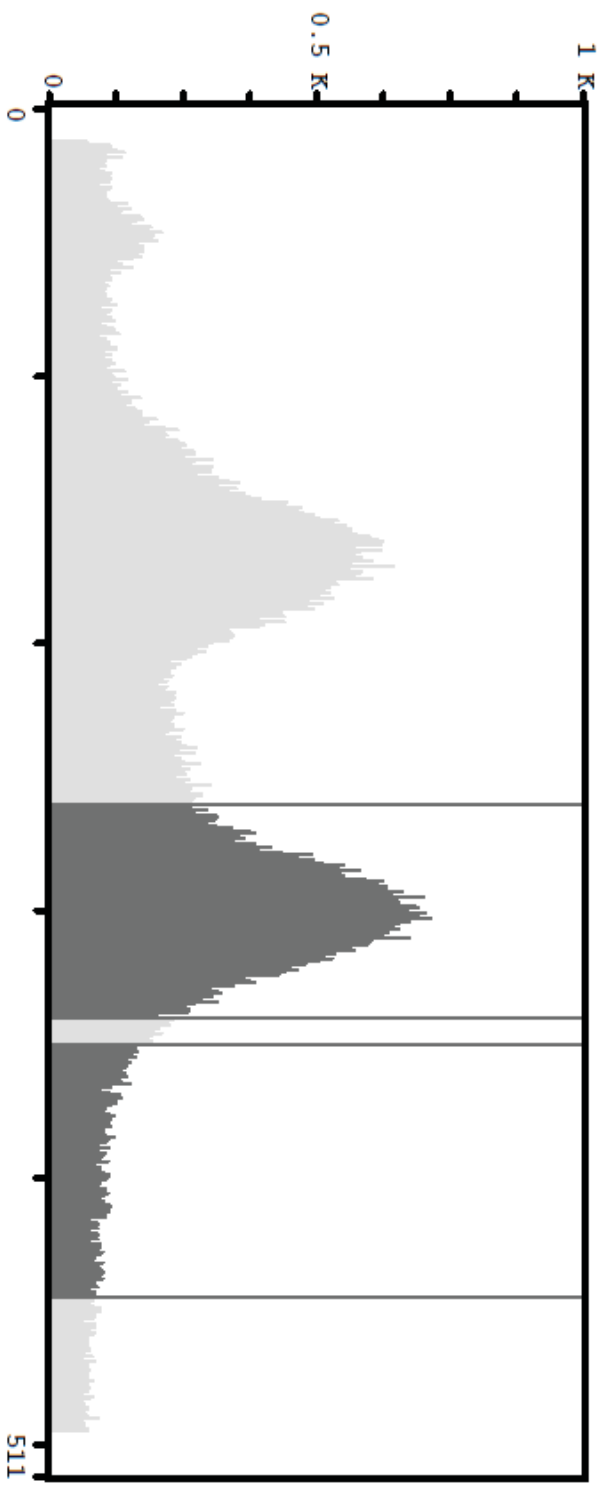
Remarks :

Start Time = 12/12/2012 09:42:07

Life Time = 300 sec

Dead Time = 0.6 %


WINU235 [E:\...\Nal\EFC_446.spe]



Remarks :

Start Time = 12/10/2012 14:05:05
Life Time = 300 sec
Dead Time = 0.7 %

WINUF6 [E:\...\WINUF6\WINUF6_031.spe]




Remarks:

Start Time = 12/07/2012 16:50:49

Life Time = 300 sec

Dead Time = 1.5 %

WINUF6 [E:\...\WINUF6\WINUF6_071.spe]




Remarks:

Start Time = 12/07/2012 16:27:06

Life Time = 300 sec

Dead Time = 1.6 %

WINUF6 [E:\...\WINUF6\WINUF6_194.spe]




Remarks:

Start Time = 12/07/2012 16:44:41

Life Time = 300 sec

Dead Time = 1.9 %


WINUF6 [E:\...\WINUF6\WINUF6_295.spe]



Remarks:

Start Time = 12/07/2012 16:38:31
Life Time = 300 sec Dead Time = 2.1 %


WINUF6 [E:\...\WINUF6\WINUF6_446.spe]



Remarks:

Start Time = 12/07/2012 17:04:20
Life Time = 300 sec
Dead Time = 2.5 s

WINSPEC (I) [E:\...\MGAU\MGAU_031.spe]




Remarks:

Start Time = 12/14/2012 17:08:21

Life Time = 300 sec

Dead Time = 1.5 %

WINSPEC (I) [E:\...\MGAU\MGAU_071.spe]




Remarks:

Start Time = 12/14/2012 17:17:26

Life Time = 300 sec

Dead Time = 1.6 %

WINSPEC (I) [E:\...\MGAU\MGAU_194.spe]




Remarks:

Start Time = 12/14/2012 17:31:19

Life Time = 300 sec

Dead Time = 1.8 %

WINSPEC (I) [E:\...\MGAU\MGAU_295.spe]




Remarks:

Start Time = 12/14/2012 16:50:35

Life Time = 300 sec

Dead Time = 2.1 %

WINSPEC (I) [E:\...\MGAU\MGAU_446.spe]



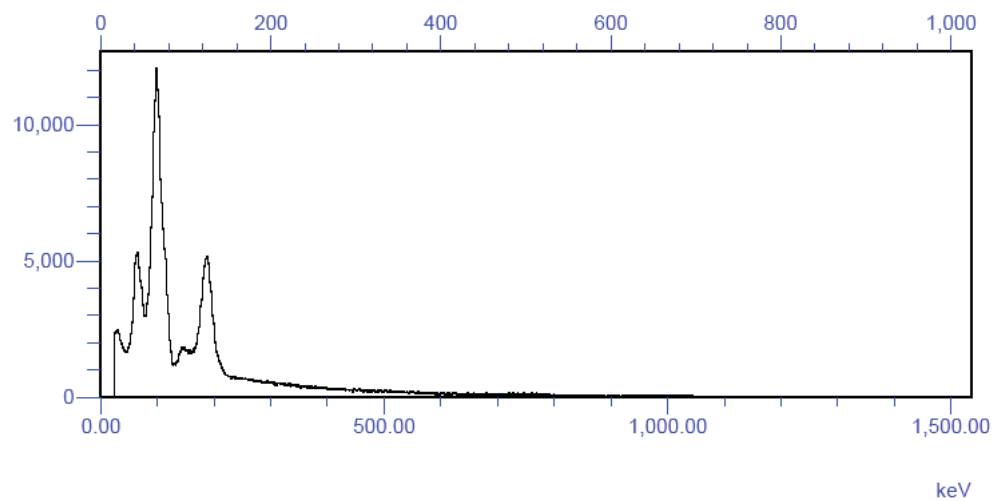
Remarks:

Start Time = 12/14/2012 16:37:44

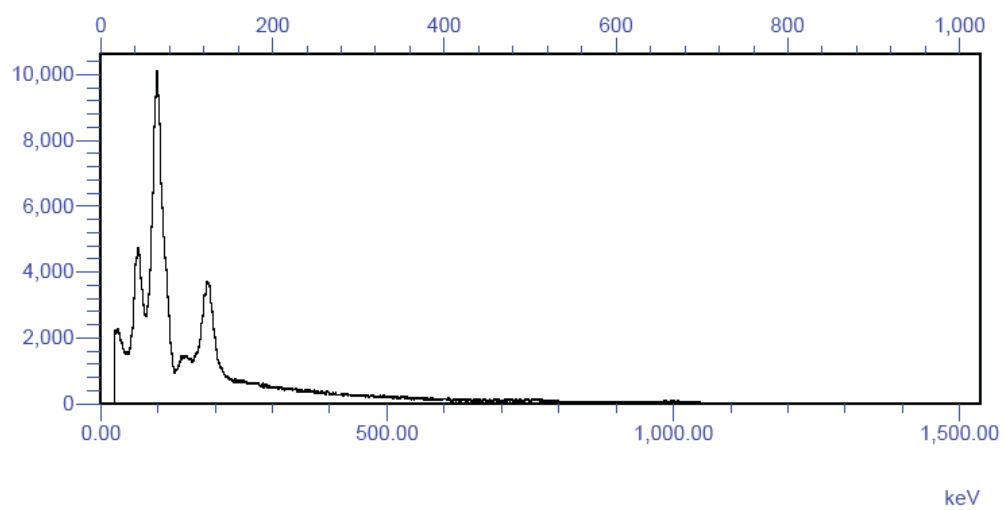
Life Time = 300 sec

Dead Time = 2.5 %

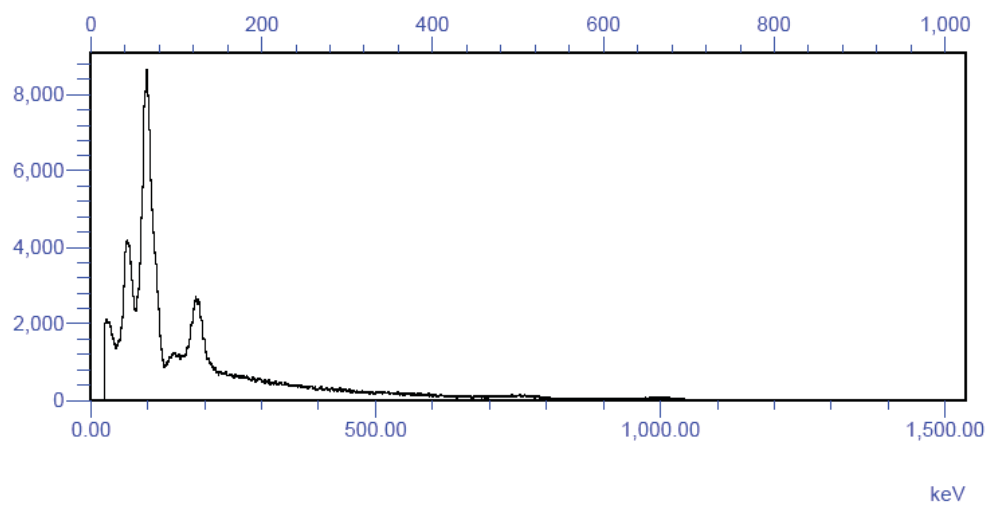
IDENT2915-5_2012-12-06_12-56-38-000.SPC 19/12/2012 14:36:56



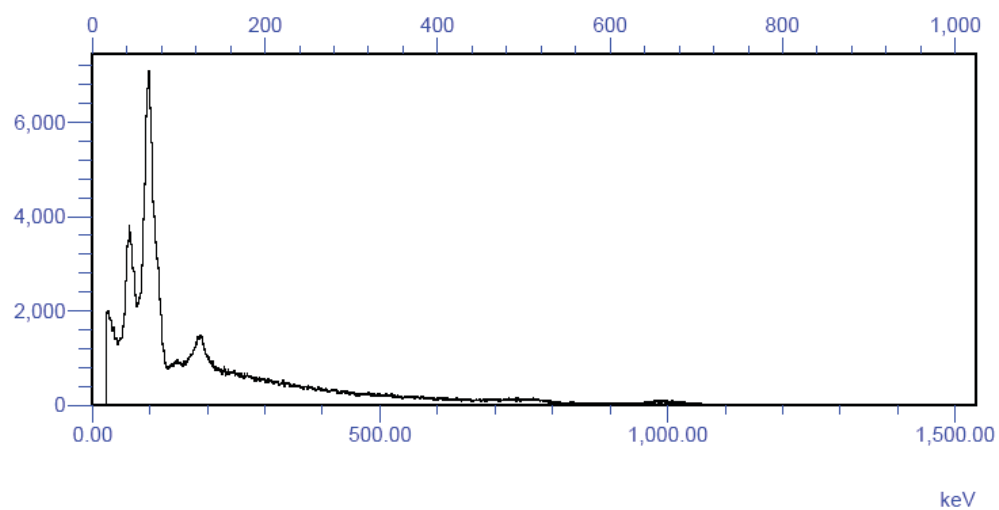
IDENT2915-5_2012-12-06_13-03-15-001.SPC 19/12/2012 14:41:02



IDENT2915-5_2012-12-06_13-09-24-002.SPC 19/12/2012 14:42:00



IDENT2915-5_2012-12-06_13-16-08-003.SPC 19/12/2012 14:42:35



IDENT2915-5_2012-12-06_13-22-07-004.SPC 19/12/2012 14:43:04

