

SOFC Interconnects & Coatings

**J.W. Stevenson, Z.G. Yang (Task Leader), G.G. Xia,
G.D. Maupin, X.S. Li, and P. Singh**

Pacific Northwest National Laboratory
Richland, WA 99352

7th Annual SECA Workshop and Peer Review
Philadelphia, PA, September 14, 2006

Objectives and Approach

► Objectives

- Develop cost-effective, optimized materials and fabrication approaches for intermediate temperature SOFC interconnect and interconnect/electrode interface applications
- Identify and understand degradation processes in interconnects and interconnect/electrode interfaces

► Approach

- Materials and process development
 - **Surface modification (Focus of today's presentation)**
 - Interconnect/electrode contact materials
 - Alloy development
- Characterization of candidate materials
 - Oxidation tests (including dual atmospheres – air vs. moist hydrogen; air vs. simulated reformat), ASR tests, CTE, alloy and scale chemistry via XRD, SEM, EDS, TEM, etc.

Spinel Protective Coatings: Background

- ▶ Goal: Cost-effective protective coatings which improve alloy oxidation resistance, mitigate Cr volatility, and minimize contact resistance
- ▶ Previous Accomplishments:
 - Studied structure and properties of compositions in $(\text{Mn}, \text{Co})_3\text{O}_4$ system; selected $(\text{Mn}_{1.5}\text{Co}_{1.5})_3\text{O}_4$
 - Developed slurry-based fabrication process for fabricating $(\text{Mn}, \text{Cr})_3\text{O}_4$ spinel coatings onto FSS interconnects
 - Evaluated performance of coated alloys: oxidation, ASR, coating/alloy interactions
- ▶ **FY06 Accomplishments:**
 - **Investigated performance/stability of spinel-coated alloys under SOFC exposure conditions (dual atmosphere)**
 - **Performed long-term (> 1 year) oxidation tests on coated/uncoated FSS**
 - **Optimized slurry-based fabrication approach**

Conclusions

- ▶ $\text{Mn}_{1.5}\text{Co}_{1.5}\text{O}_4$ spinel protective coatings are effective in reducing oxide scale growth kinetics and Cr volatility of Cr-containing ferritic stainless steels
- ▶ Spinel-coated Crofer22APU (22-23% Cr, low Si) demonstrates long-term (>1 year) structural, thermo-mechanical, and electrical stability
- ▶ No iron oxide nodule formation or other localized attack observed in coated Crofer22APU under dual exposure conditions
- ▶ Spinel-coated AISI 430 (17% Cr, 0.5% Si) exhibits significant Fe diffusion into coating, and high ASR due to silica subscale formation
- ▶ Slurry-based fabrication method has been improved; better control of microstructure and thickness
- ▶ Alternative electroplating-based approaches under investigation

Properties of $(\text{Mn}_{1.5}\text{Co}_{1.5})_3\text{O}_4$ Spinel

- ▶ High electrical conductivity

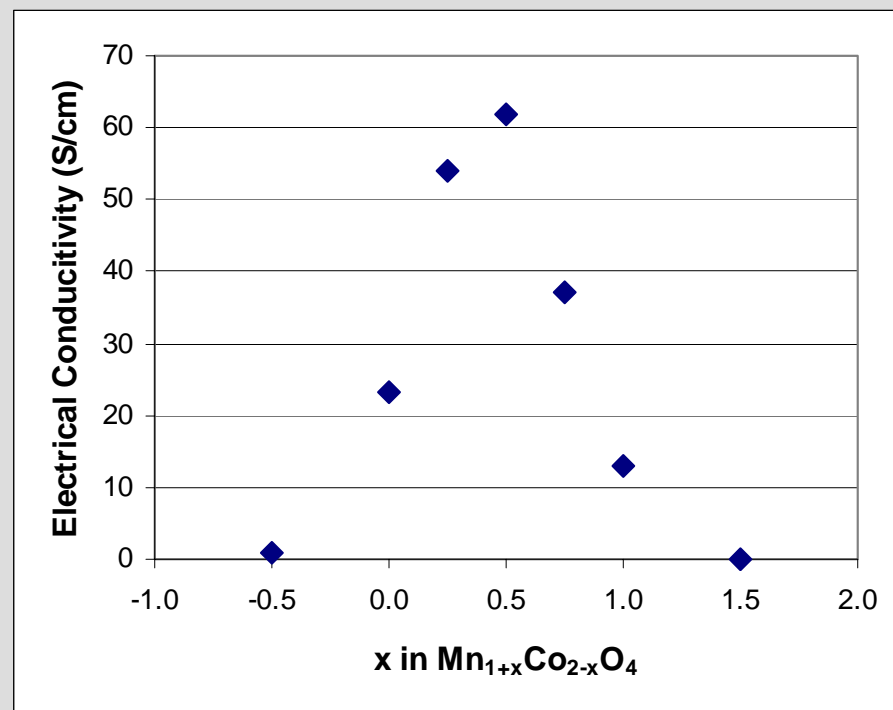
~60 S/cm at 800°C

$$\sigma_{\text{Mn}_{1.5}\text{Co}_{1.5}\text{O}_4} = 10^{3\sim 4} \sigma_{\text{Cr}_2\text{O}_3}$$

- ▶ Good CTE match to FSS and anode-supported cells

$$\text{CTE}_{\text{Mn}_{1.5}\text{Co}_{1.5}\text{O}_4} = 11.5 \times 10^{-6} \text{ K}^{-1}, 20 - 800^\circ \text{ C}$$

- ▶ Chemically compatible with contact pastes, cathodes
- ▶ Cr-free composition



Fabrication of $(\text{Mn},\text{Co})_3\text{O}_4$ Spinel Protection Layers

Slurry-Based Process

Preparation of materials and slurry



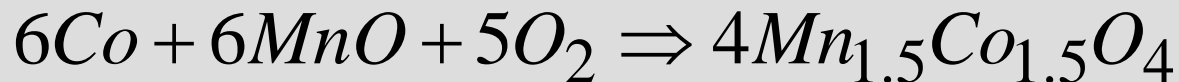

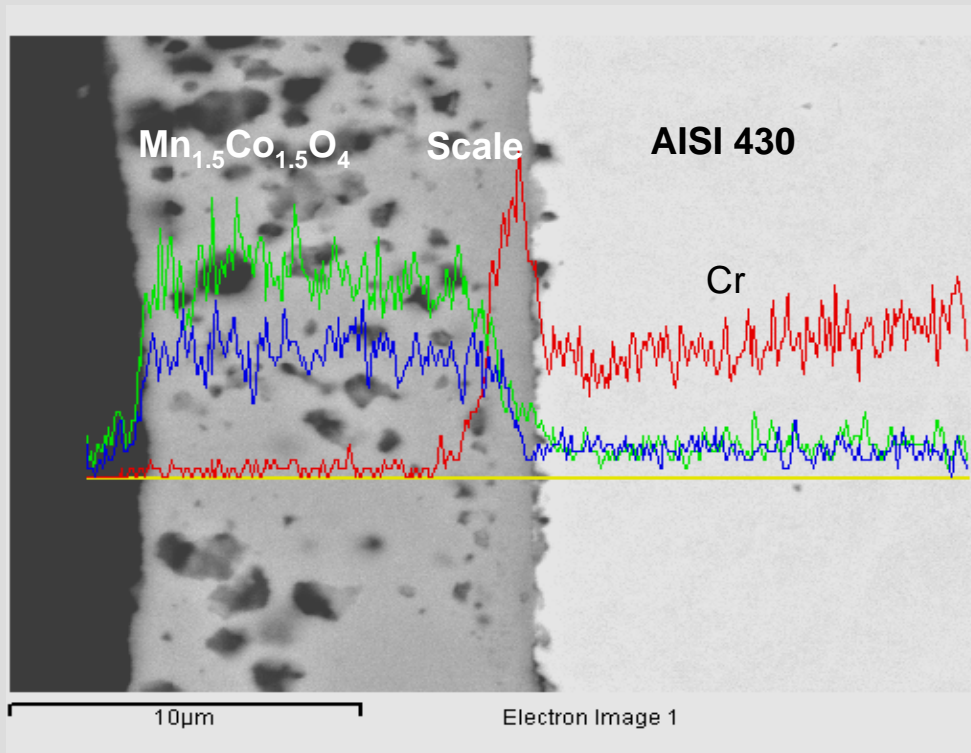
Spray- or dip- coating



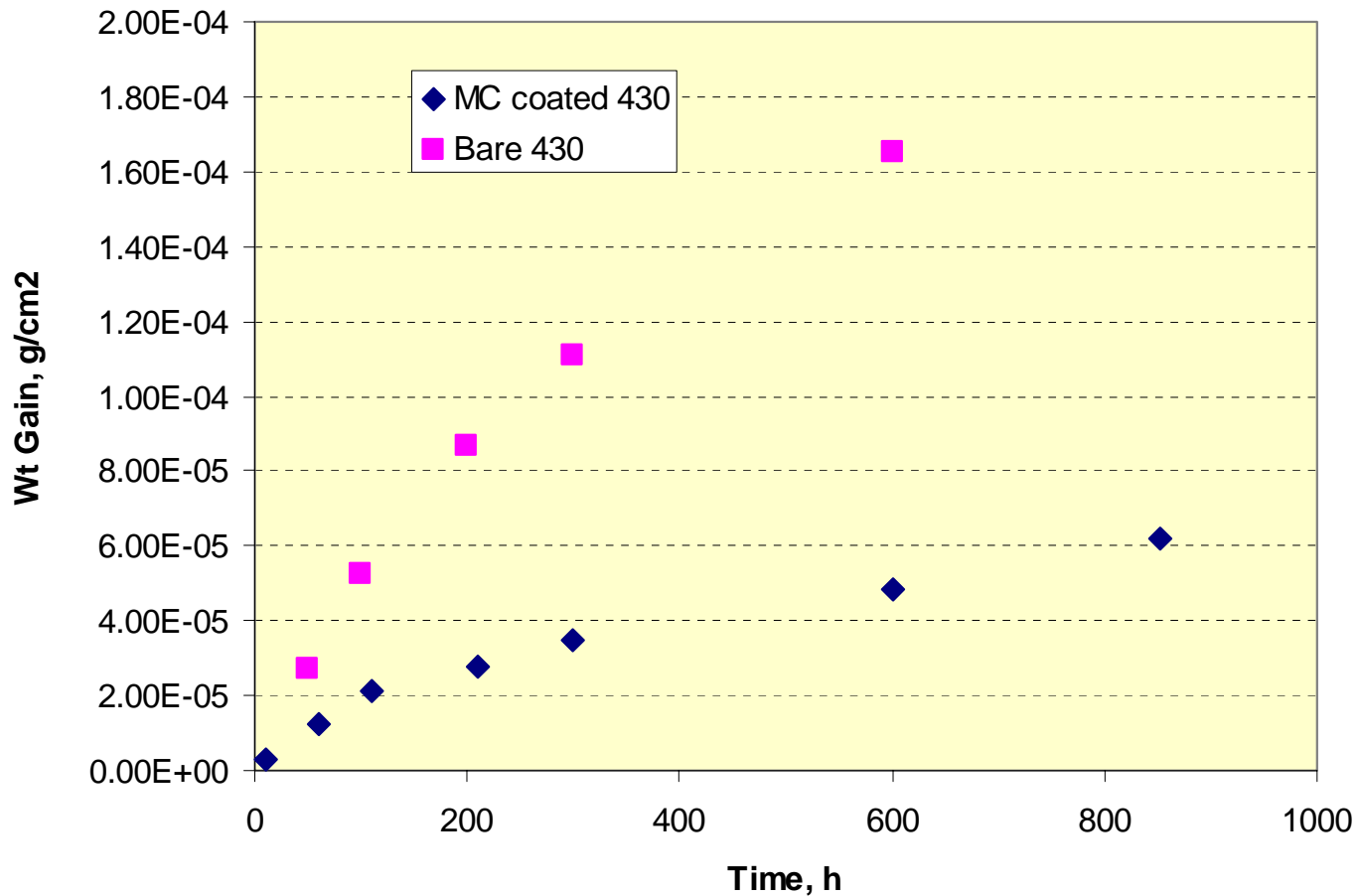
Heat treatment in reducing environment
(4 hr, 800°C)



Oxidation in air
(800°C - Pre-oxidation or in-stack)




Effect of Coating on Scale Growth




Long-Term Test of AISI 430

Coated



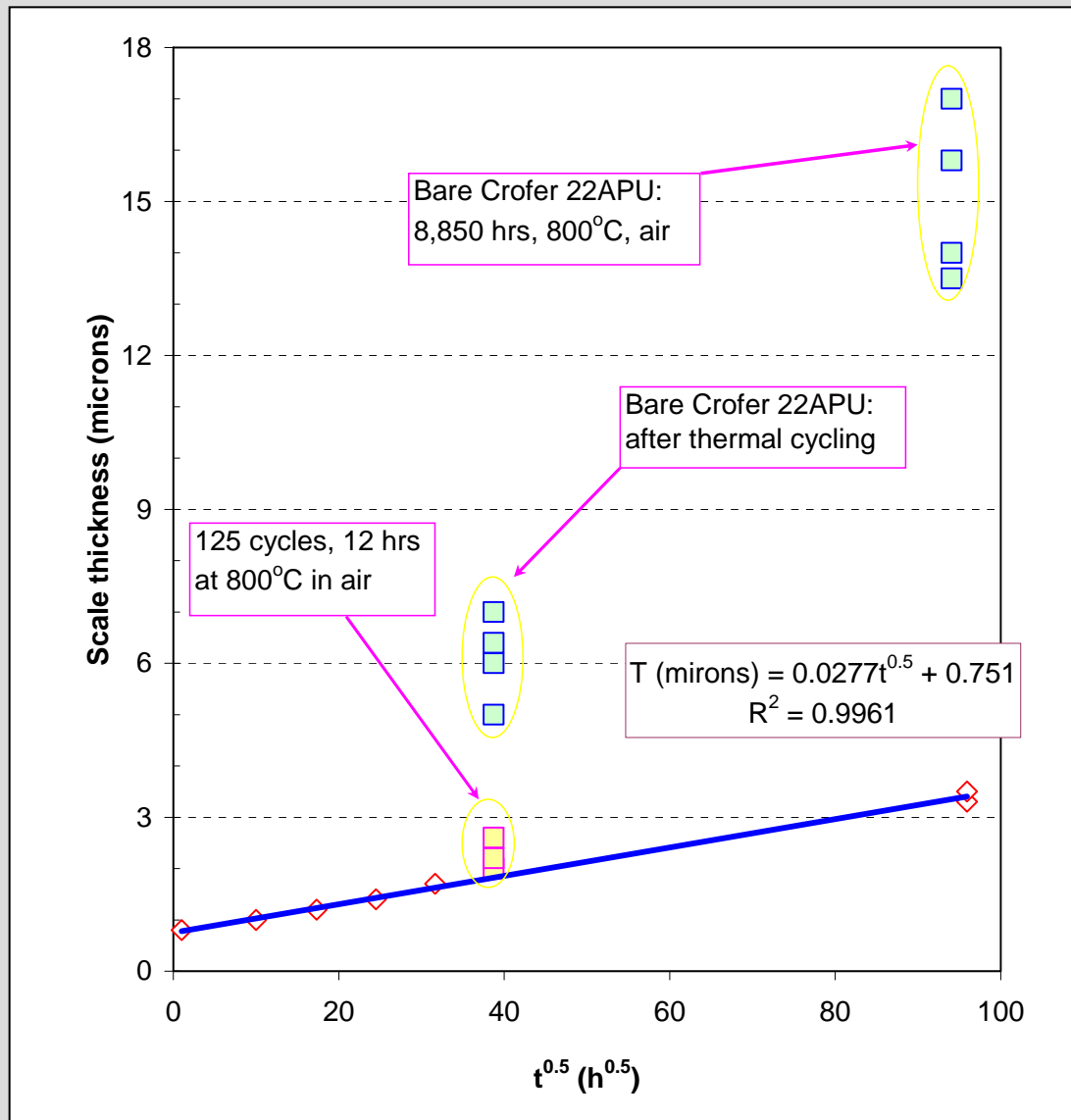
800°C - 9,200 h - air

Uncoated



800°C – 8,850 h - air

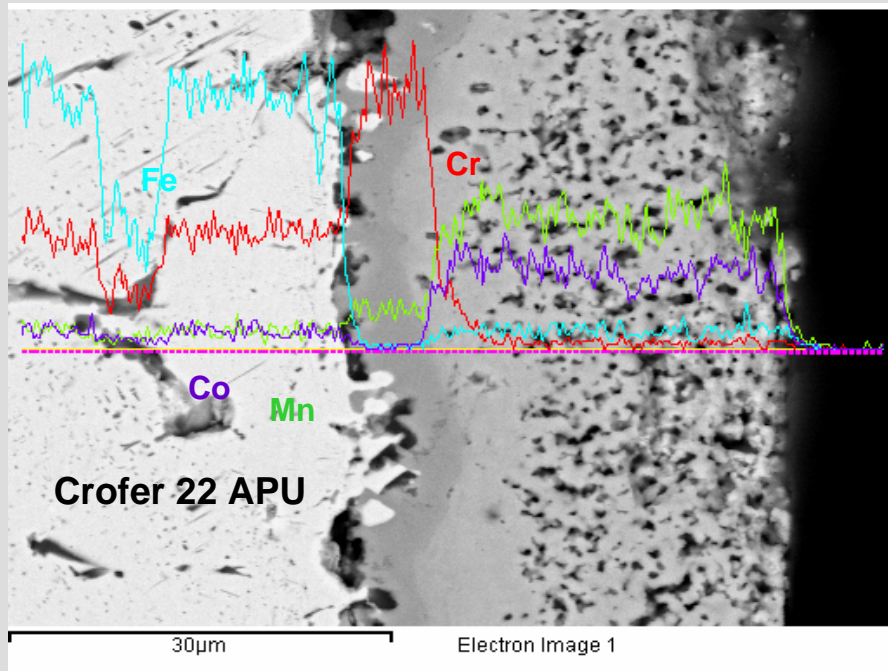
Effect of Coating on Crofer22APU Scale Growth



Long-Term Oxidation Behavior of Crofer22 APU

Coated

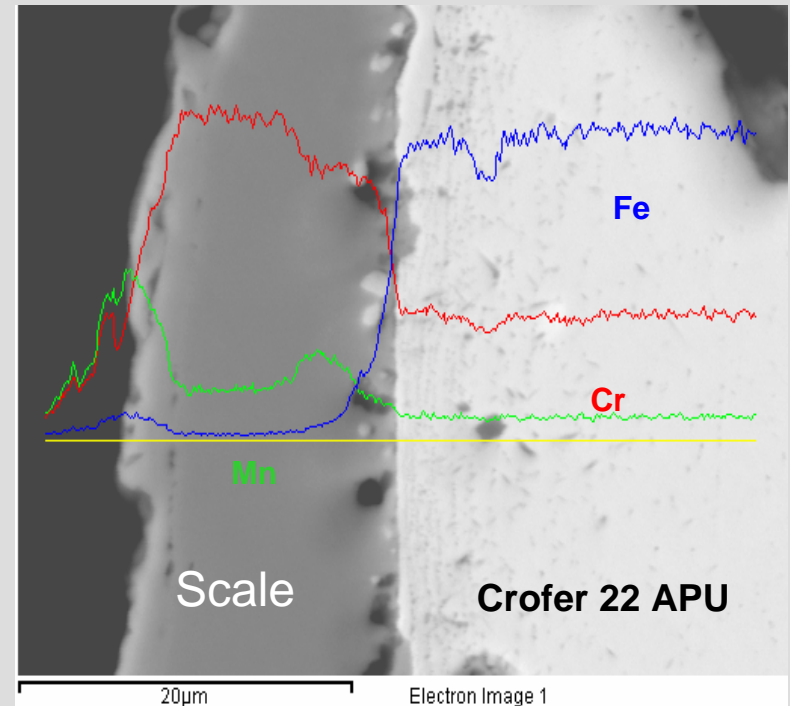
~ 4 μm scale



800°C - 9,200 h - air

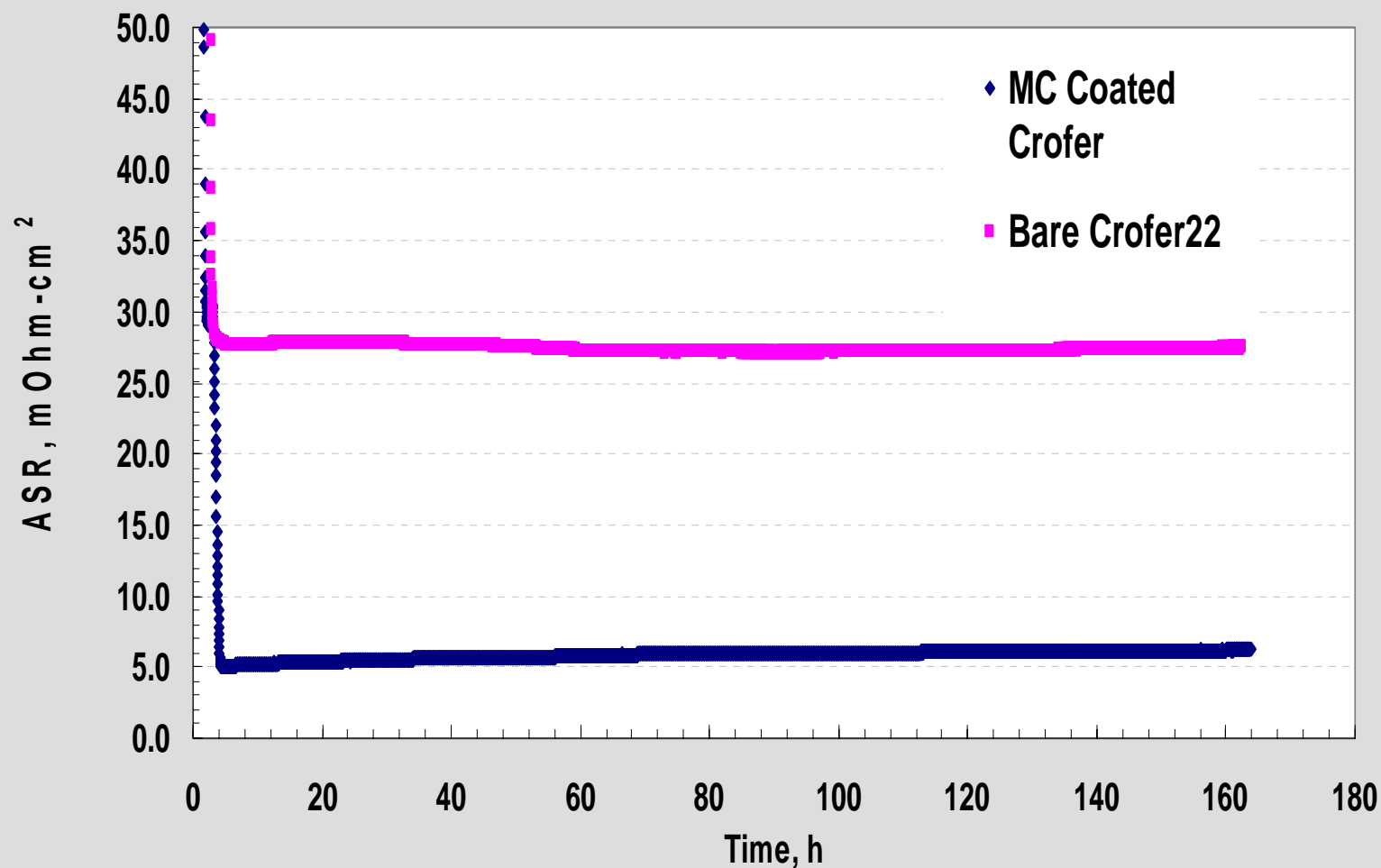
Uncoated

~ 14 μm scale

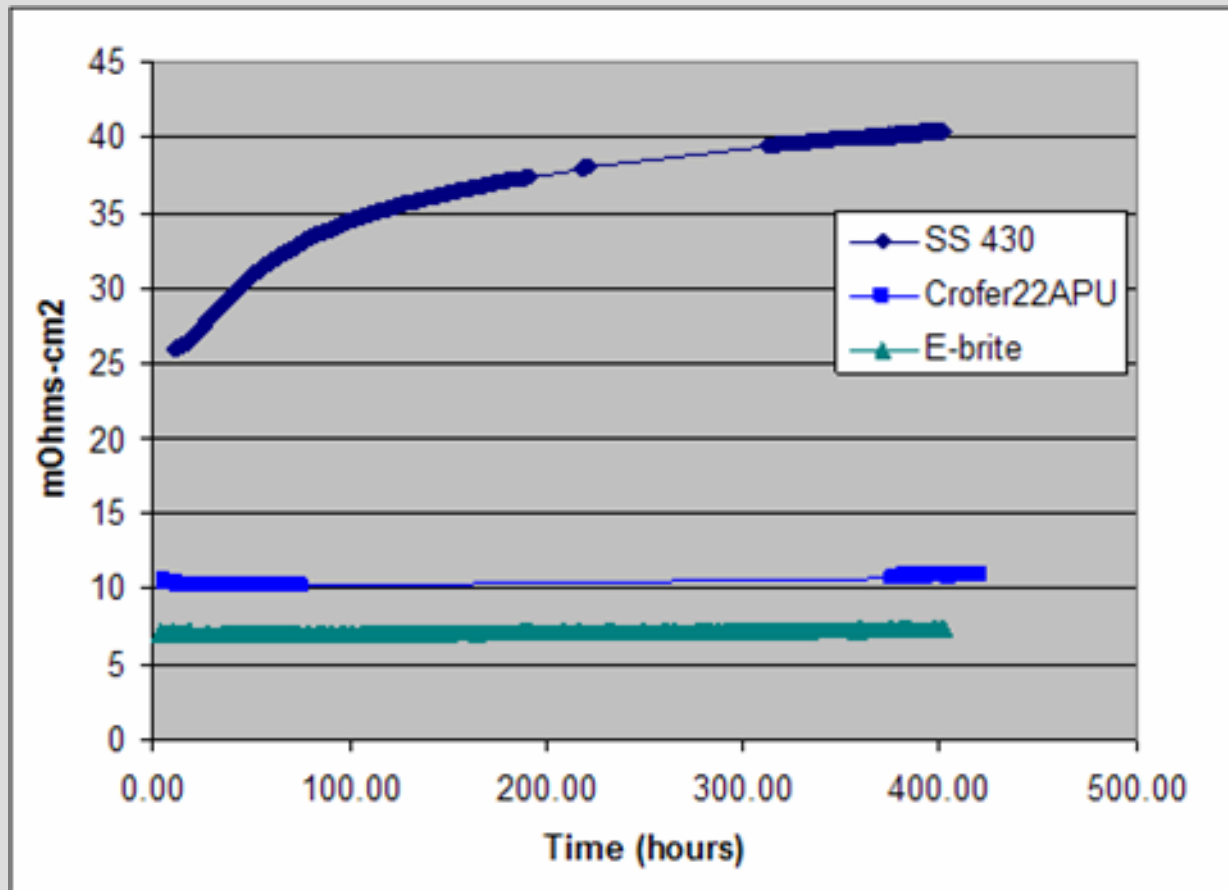


800°C - 8,850 h - air

Electrical Resistance after Long-Term Oxidation Test

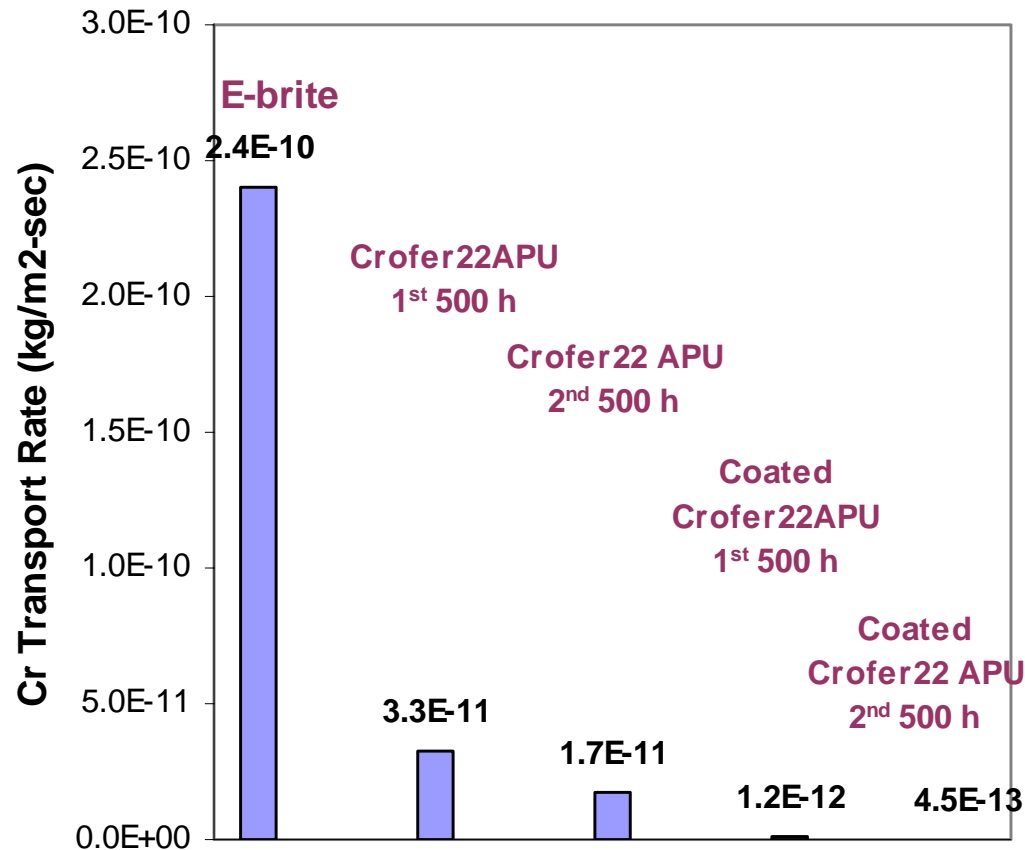


Electrical Resistance of Spinel-Coated AISI 430



Results demonstrate need for low Si content in alloy; AISI 430 has ~0.5wt% Si

Cr Volatility Experiments

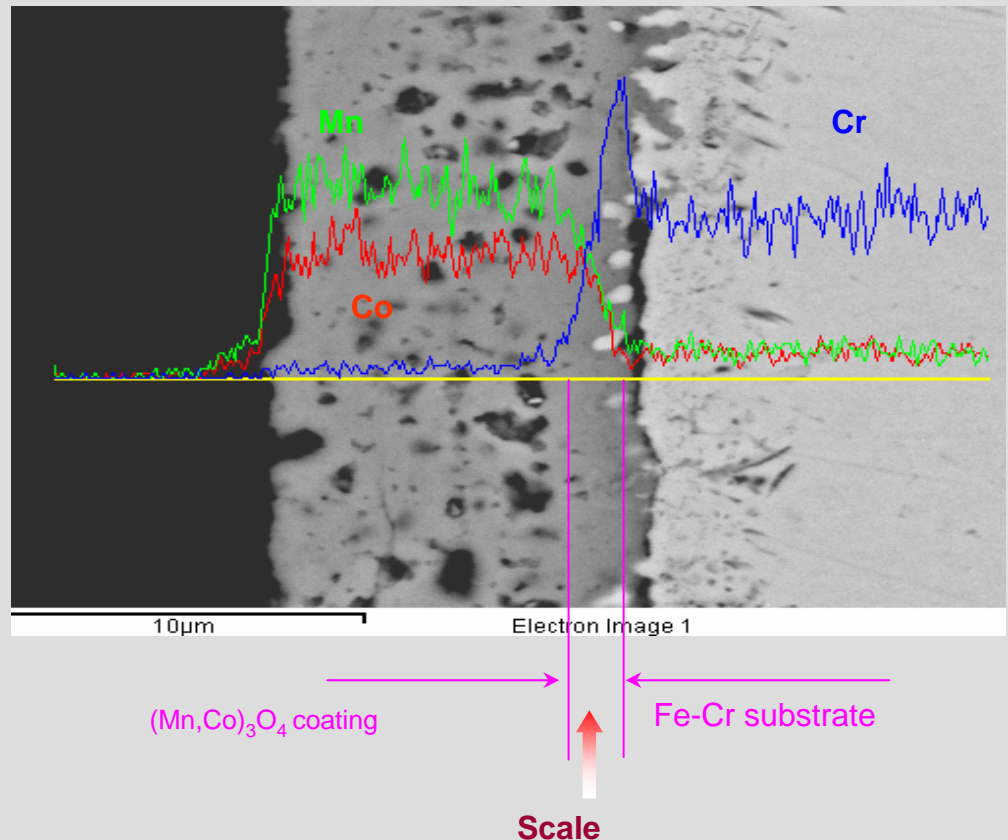


Cr release of coated Crofer22APU was <4% of Cr release of uncoated Crofer22APU

Transpiration measurements were carried out at 800°C in air with ~3% H₂O

Performance & Stability under Dual Atmosphere Exposure: *Isothermal Test*

- ▶ $\text{Mn}_{1.5}\text{Co}_{1.5}\text{MnO}_4$ coating on Crofer22APU; pre-reduced at 800°C for 4 hours
- ▶ **Tested isothermally at 800°C / 1000 hours**
- ▶ Air ($\sim 3\%\text{H}_2\text{O}$) vs. Hydrogen ($\sim 3\%\text{H}_2\text{O}$)
- ▶ SEM/EDS: $\sim 2\text{ wt}\%\text{Fe}$ in coating; no Fe_2O_3 nodule formation or other localized attack



Performance & Stability under Dual Atmosphere Exposure: *Thermal Cyclic Test*

► 60 microns thick


Mn_{1.5}Co_{1.5}MnO₄ coating on Crofer22APU; pre-reduced at 800°C for 4 hours; pre-oxidized at 800°C for 24 hours

► 110 thermal cycles: 8 hours at 800°C, 5°C/min

► Total test duration: 2100 hours

► Air (~3%H₂O) vs. hydrogen (~3%H₂O)

► SEM/EDS: ~2 wt%Fe in coating; no Fe₂O₃ nodule formation or other localized attack

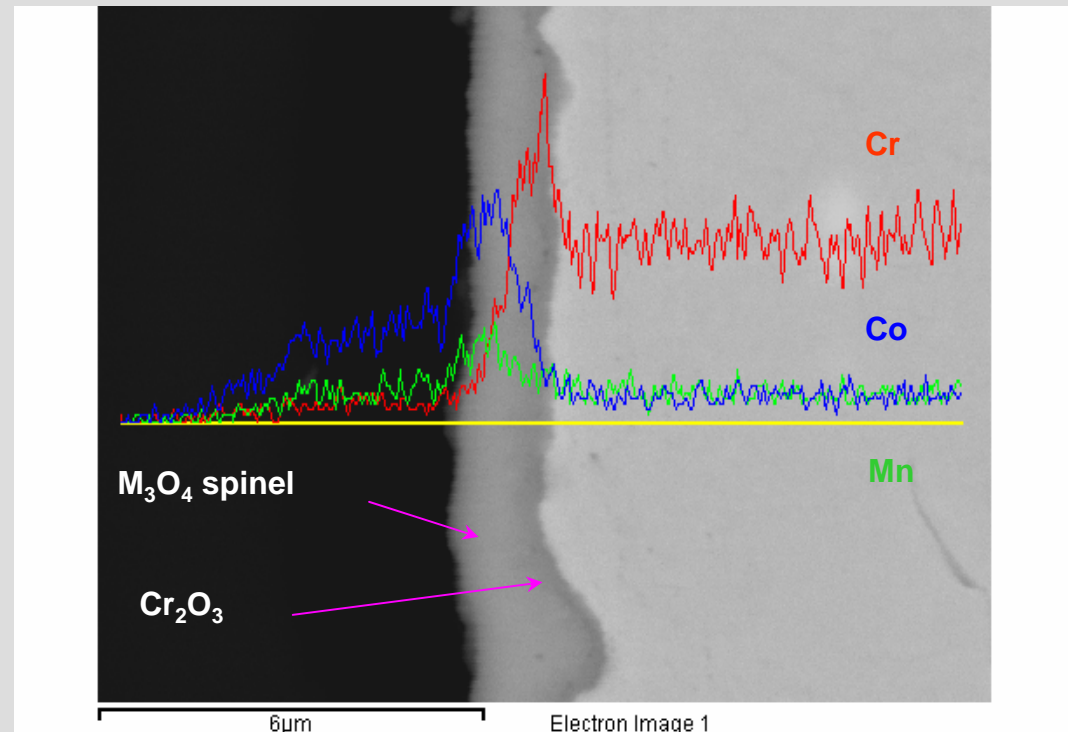


Optimization of Spinel Coating Process

- ▶ Transitioning from Solvent-based to Aqueous Slurry System
 - Environmentally friendly; compatible with spray-coating, dip-coating process
- ▶ Improved control of coating thickness
 - ~2-20 microns via optimization of slurry viscosity and spray parameters
- ▶ Reducing atmosphere heat treatment
 - Typically 800°C, but XRD indicates ~650°C is sufficient
 - Typically 4 hours, but TGA, XRD indicate 1 hour is sufficient
- ▶ Investigating elimination of reducing heat treatment via combined slurry/solution-infiltration approach

Growth of Spinel Protection Layers via Oxidation of Co layer on Crofer

- ▶ Possible Fabrication Route: Electroplating of Co (or Co+Mn) followed by oxidative heat treatment
- ▶ Proof-of-concept via sputtering of Co
- ▶ EDS/XRD indicate Mn-Co spinel above chromia layer
- ▶ Thickness: ~2 microns (thinner than slurry-based coatings)
- ▶ Electroplated samples received and under evaluation



800°C; 100 hours; air

Future Work

- ▶ Final optimization of slurry-based coating process
 - Elimination of reducing heat treatment?
- ▶ Evaluate viability of electroplating approaches
 - Composition, microstructure, performance
- ▶ Investigate alternative coating compositions
 - Eliminate Co?
- ▶ Assess effects of air/reformed fuel dual atmospheres on performance of interconnect alloys
- ▶ Develop improved interconnect/electrode interfaces
 - Reaction-sintered interconnect/cathode contact materials for improved conductivity and strength

Conclusions

- ▶ $\text{Mn}_{1.5}\text{Co}_{1.5}\text{O}_4$ spinel protective coatings are effective in reducing oxide scale growth kinetics and Cr volatility of Cr-containing ferritic stainless steels
- ▶ Spinel-coated Crofer22APU (22-23% Cr, low Si) demonstrates long-term (>1 year) structural, thermo-mechanical, and electrical stability
- ▶ No iron oxide nodule formation or other localized attack observed in coated Crofer22APU under dual exposure conditions
- ▶ Spinel-coated AISI 430 (17% Cr, 0.5% Si) exhibits significant Fe diffusion into coating, and high ASR due to silica subscale formation
- ▶ Slurry-based fabrication method has been improved; better control of microstructure and thickness
- ▶ Alternative electroplating-based approaches under investigation

Acknowledgements

- ▶ The work summarized in this paper was funded under the U.S. Department of Energy's Solid-State Energy Conversion Alliance (SECA) Core Technology Program.
- ▶ Additional PNNL contributors: J. Coleman, S. Carlson, N. Saenz