



MIT Open Access Articles

Search for the Higgs boson in the all-hadronic final state using the CDF II detector

The MIT Faculty has made this article openly available. **Please share** how this access benefits you. Your story matters.

Citation	Aaltonen, T. et al. "Search for the Higgs Boson in the All-hadronic Final State Using the CDF II Detector." Physical Review D 84.5 (2011): n. pag. Web. 24 Feb. 2012. © 2011 American Physical Society
As Published	http://dx.doi.org/10.1103/PhysRevD.84.052010
Publisher	American Physical Society (APS)
Version	Final published version
Accessed	Mon Feb 27 23:37:00 EST 2017
Citable Link	http://hdl.handle.net/1721.1/69205
Terms of Use	Article is made available in accordance with the publisher's policy and may be subject to US copyright law. Please refer to the publisher's site for terms of use.
Detailed Terms	

Search for the Higgs boson in the all-hadronic final state using the CDF II detector

T. Aaltonen,²¹ B. Álvarez González,^{9,a} S. Amerio,^{41a} D. Amidei,³² A. Anastassov,³⁶ A. Annovi,¹⁷ J. Antos,¹² G. Apollinari,¹⁵ J. A. Appel,¹⁵ A. Apresyan,⁴⁶ T. Arisawa,⁵⁶ A. Artikov,¹³ J. Asaadi,⁵¹ W. Ashmanskas,¹⁵ B. Auerbach,⁵⁹ A. Aurisano,⁵¹ F. Afzar,⁴⁰ W. Badgett,¹⁵ A. Barbaro-Galtieri,²⁶ V. E. Barnes,⁴⁶ B. A. Barnett,²³ P. Barria,^{44c,44a} P. Bartos,¹² M. Baucé,^{41b,41a} G. Bauer,³⁰ F. Bedeschi,^{44a} D. Beecher,²⁸ S. Behari,²³ G. Bellettini,^{44b,44a} J. Bellinger,⁵⁸ D. Benjamin,¹⁴ A. Beretvas,¹⁵ A. Bhatti,⁴⁸ M. Binkley,^{15,b} D. Bisello,^{41b,41a} I. Bizjak,^{28,c} K. R. Bland,⁵ B. Blumenfeld,²³ A. Bocci,¹⁴ A. Bodek,⁴⁷ D. Bortoletto,⁴⁶ J. Boudreau,⁴⁵ A. Boveia,¹¹ L. Brigliadori,^{6b,6a} A. Brisuda,¹² C. Bromberg,³³ E. Brucken,²¹ M. Bucchiantonio,^{44b,44a} J. Budagov,¹³ H. S. Budd,⁴⁷ S. Budd,²² K. Burkett,¹⁵ G. Busetto,^{41b,41a} P. Bussey,¹⁹ A. Buzatu,³¹ C. Calancha,²⁹ S. Camarda,⁴ M. Campanelli,²⁸ M. Campbell,³² F. Canelli,^{11,15} B. Carls,²² D. Carlsmith,⁵⁸ R. Carosi,^{44a} S. Carrillo,^{16,d} S. Carron,¹⁵ B. Casal,⁹ M. Casarsa,¹⁵ A. Castro,^{6b,6a} P. Catastini,²⁰ D. Cauz,^{52a} V. Cavaliere,²² M. Cavalli-Sforza,⁴ A. Cerri,^{26,e} L. Cerrito,^{28,f} Y. C. Chen,¹ M. Chertok,⁷ G. Chiarelli,^{44a} G. Chlachidze,¹⁵ F. Chlebana,¹⁵ K. Cho,²⁵ D. Chokheli,¹³ J. P. Chou,²⁰ W. H. Chung,⁵⁸ Y. S. Chung,⁴⁷ C. I. Ciobanu,⁴² M. A. Ciocchi,^{44c,44a} A. Clark,¹⁸ C. Clark,⁵⁷ G. Compostella,^{41b,41a} M. E. Convery,¹⁵ J. Conway,⁷ M. Corbo,⁴² M. Cordelli,¹⁷ C. A. Cox,⁷ D. J. Cox,⁷ F. Crescioli,^{44b,44a} C. Cuenca Almenar,⁵⁹ J. Cuevas,^{9,a} R. Culbertson,¹⁵ D. Dagenhart,¹⁵ N. d'Ascenzo,^{42,g} M. Datta,¹⁵ P. de Barbaro,⁴⁷ S. De Cecco,^{49a} G. De Lorenzo,⁴ M. Dell'Orso,^{44b,44a} C. Deluca,⁴ L. Demortier,⁴⁸ J. Deng,^{14,h} M. Deninno,^{6a} F. Devoto,²¹ M. d'Errico,^{41b,41a} A. Di Canto,^{44b,44a} B. Di Ruzza,^{44a} J. R. Dittmann,⁵ M. D'Onofrio,²⁷ S. Donati,^{44b,44a} P. Dong,¹⁵ M. Dorigo,^{52a} T. Dorigo,^{41a} K. Ebina,⁵⁶ A. Elagin,⁵¹ A. Eppig,³² R. Erbacher,⁷ D. Errede,²² S. Errede,²² N. Ershaidat,^{42,i} R. Eusebi,⁵¹ H. C. Fang,²⁶ S. Farrington,⁴⁰ M. Feindt,²⁴ J. P. Fernandez,²⁹ C. Ferrazza,^{44d,44a} R. Field,¹⁶ G. Flanagan,^{46,j} R. Forrest,⁷ M. J. Frank,⁵ M. Franklin,²⁰ J. C. Freeman,¹⁵ Y. Funakoshi,⁵⁶ I. Furic,¹⁶ M. Gallinaro,⁴⁸ J. Galyardt,¹⁰ J. E. Garcia,¹⁸ A. F. Garfinkel,⁴⁶ P. Garosi,^{44c,44a} H. Gerberich,²² E. Gerchtein,¹⁵ S. Giagu,^{49b,49a} V. Giakoumopoulou,³ P. Giannetti,^{44a} K. Gibson,⁴⁵ C. M. Ginsburg,¹⁵ N. Giokaris,³ P. Giromini,¹⁷ M. Giunta,^{44a} G. Giurgiu,²³ V. Glagolev,¹³ D. Glenzinski,¹⁵ M. Gold,³⁵ D. Goldin,⁵¹ N. Goldschmidt,¹⁶ A. Golossanov,¹⁵ G. Gomez,⁹ G. Gomez-Ceballos,³⁰ M. Goncharov,³⁰ O. González,²⁹ I. Gorelov,³⁵ A. T. Goshaw,¹⁴ K. Goulios,⁴⁸ S. Grinstein,⁴ C. Grosso-Pilcher,¹¹ R. C. Group,^{15,55} J. Guimaraes da Costa,²⁰ Z. Gunay-Unalan,³³ C. Haber,²⁶ S. R. Hahn,¹⁵ E. Halkiadakis,⁵⁰ A. Hamaguchi,³⁹ J. Y. Han,⁴⁷ F. Happacher,¹⁷ K. Hara,⁵³ D. Hare,⁵⁰ M. Hare,⁵⁴ R. F. Harr,⁵⁷ K. Hatakeyama,⁵ C. Hays,⁴⁰ M. Heck,²⁴ J. Heinrich,⁴³ M. Herndon,⁵⁸ S. Hewamanage,⁵ D. Hidas,⁵⁰ A. Hocker,¹⁵ W. Hopkins,^{15,k} D. Horn,²⁴ S. Hou,¹ R. E. Hughes,³⁷ M. Hurwitz,¹¹ U. Husemann,⁵⁹ N. Hussain,³¹ M. Hussein,³³ J. Huston,³³ G. Introzzi,^{44a} M. Iori,^{49b,49a} A. Ivanov,^{7,l} E. James,¹⁵ D. Jang,¹⁰ B. Jayatilaka,¹⁴ E. J. Jeon,²⁵ M. K. Jha,^{6a} S. Jindariani,¹⁵ W. Johnson,⁷ M. Jones,⁴⁶ K. K. Joo,²⁵ S. Y. Jun,¹⁰ T. R. Junk,¹⁵ T. Kamon,⁵¹ P. E. Karchin,⁵⁷ A. Kasmi,⁵ Y. Kato,^{39,m} W. Ketchum,¹¹ J. Keung,⁴³ V. Khotilovich,⁵¹ B. Kilminster,¹⁵ D. H. Kim,²⁵ H. S. Kim,²⁵ H. W. Kim,²⁵ J. E. Kim,²⁵ M. J. Kim,¹⁷ S. B. Kim,²⁵ S. H. Kim,⁵³ Y. K. Kim,¹¹ N. Kimura,⁵⁶ M. Kirby,¹⁵ S. Klimentenko,¹⁶ K. Kondo,^{56,b} D. J. Kong,²⁵ J. Konigsberg,¹⁶ A. V. Kotwal,¹⁴ M. Kreps,²⁴ J. Kroll,⁴³ D. Krop,¹¹ N. Krumnack,^{5,n} M. Kruse,¹⁴ V. Krutelyov,^{51,o} T. Kuhr,²⁴ M. Kurata,⁵³ S. Kwang,¹¹ A. T. Laasanen,⁴⁶ S. Lami,^{44a} S. Lammel,¹⁵ M. Lancaster,²⁸ R. L. Lander,⁷ K. Lannon,^{37,p} A. Lath,⁵⁰ G. Latino,^{44c,44a} T. LeCompte,² E. Lee,⁵¹ H. S. Lee,¹¹ J. S. Lee,²⁵ S. W. Lee,^{51,q} S. Leo,^{44b,44a} S. Leone,^{44a} J. D. Lewis,¹⁵ A. Limosani,^{14,aa} C.-J. Lin,²⁶ J. Linacre,⁴⁰ M. Lindgren,¹⁵ E. Lipeles,⁴³ A. Lister,¹⁸ D. O. Litvintsev,¹⁵ C. Liu,⁴⁵ Q. Liu,⁴⁶ T. Liu,¹⁵ S. Lockwitz,⁵⁹ A. Loginov,⁵⁹ D. Lucchesi,^{41b,41a} J. Lueck,²⁴ P. Lujan,²⁶ P. Lukens,¹⁵ G. Lungu,⁴⁸ J. Lys,²⁶ R. Lysak,¹² R. Madrak,¹⁵ K. Maeshima,¹⁵ K. Makhoul,³⁰ S. Malik,⁴⁸ G. Manca,^{27,r} A. Manousakis-Katsikakis,³ F. Margaroli,⁴⁶ C. Marino,²⁴ M. Martínez,⁴ R. Martínez-Ballarín,²⁹ P. Mastrandrea,^{49a} M. E. Mattson,⁵⁷ P. Mazzanti,^{6a} K. S. McFarland,⁴⁷ P. McIntyre,⁵¹ R. McNulty,^{27,s} A. Mehta,²⁷ P. Mehtala,²¹ A. Menzione,^{44a} C. Mesropian,⁴⁸ T. Miaou,¹⁵ D. Mietlicki,³² A. Mitra,¹ H. Miyake,⁵³ S. Moed,²⁰ N. Moggi,^{6a} M. N. Mondragon,^{15,d} C. S. Moon,²⁵ R. Moore,¹⁵ M. J. Morello,¹⁵ J. Morlock,²⁴ P. Movilla Fernandez,¹⁵ A. Mukherjee,¹⁵ Th. Muller,²⁴ P. Murat,¹⁵ M. Mussini,^{6b,6a} J. Nachtman,^{15,t} Y. Nagai,⁵³ J. Naganoma,⁵⁶ I. Nakano,³⁸ A. Napier,⁵⁴ J. Nett,⁵¹ C. Neu,⁵⁵ M. S. Neubauer,²² J. Nielsen,^{26,u} L. Nodulman,² O. Norniella,²² E. Nurse,²⁸ L. Oakes,⁴⁰ S. H. Oh,¹⁴ Y. D. Oh,²⁵ I. Oksuzian,⁵⁵ T. Okusawa,³⁹ R. Orava,²¹ L. Ortolan,⁴ S. Pagan Griso,^{41b,41a} C. Pagliarone,^{52a} E. Palencia,^{9,e} V. Papadimitriou,¹⁵ A. A. Paramonov,² J. Patrick,¹⁵ G. Pauletta,^{52b,52a} M. Paulini,¹⁰ C. Paus,³⁰ D. E. Pellett,⁷ A. Penzo,^{52a} T. J. Phillips,¹⁴ G. Piacentino,^{44a} E. Pianori,⁴³ J. Pilot,³⁷ K. Pitts,²² C. Plager,⁸ L. Pondrom,⁵⁸ S. Poprocki,^{15,k} K. Potamianos,⁴⁶ O. Poukhov,^{13,b} F. Prokoshin,^{13,v} A. Pronko,¹⁵ F. Ptohos,^{17,w} E. Pueschel,¹⁰ G. Punzi,^{44b,44a} J. Pursley,⁵⁸ A. Rahaman,⁴⁵ V. Ramakrishnan,⁵⁸ N. Ranjan,⁴⁶ I. Redondo,²⁹ P. Renton,⁴⁰ M. Rescigno,^{49a} T. Riddick,²⁸ F. Rimondi,^{6b,6a} L. Ristori,^{45,15} A. Robson,¹⁹ T. Rodrigo,⁹ T. Rodriguez,⁴³ E. Rogers,²² S. Rolli,^{54,bb} R. Roser,¹⁵ M. Rossi,^{52a} F. Rubbo,¹⁵ F. Ruffini,^{44c,44a} A. Ruiz,⁹ J. Russ,¹⁰ V. Rusu,¹⁵ A. Safonov,⁵¹ W. K. Sakumoto,⁴⁷ Y. Sakurai,⁵⁶ L. Santi,^{52b,52a} L. Sartori,^{44a}

K. Sato,⁵³ V. Saveliev,^{42,g} A. Savoy-Navarro,⁴² P. Schlabach,¹⁵ A. Schmidt,²⁴ E. E. Schmidt,¹⁵ M. P. Schmidt,^{59,b} M. Schmitt,³⁶ T. Schwarz,⁷ L. Scodellaro,⁹ A. Scribano,^{44c,44a} F. Scuri,^{44a} A. Sedov,⁴⁶ S. Seidel,³⁵ Y. Seiya,³⁹ A. Semenov,¹³ F. Sforza,^{44b,44a} A. Sfyrla,²² S. Z. Shalhout,⁷ T. Shears,²⁷ P. F. Shepard,⁴⁵ M. Shimojima,^{53,x} S. Shiraishi,¹¹ M. Shochet,¹¹ I. Shreyber,³⁴ A. Simonenko,¹³ P. Sinervo,³¹ A. Sissakian,^{13,b} K. Sliwa,⁵⁴ J. R. Smith,⁷ F. D. Snider,¹⁵ A. Soha,¹⁵ S. Somalwar,⁵⁰ V. Sorin,⁴ P. Squillacioti,¹⁵ M. Stancari,¹⁵ M. Stanitzki,⁵⁹ R. St. Denis,¹⁹ B. Stelzer,³¹ O. Stelzer-Chilton,³¹ D. Stentz,³⁶ J. Strologas,³⁵ G. L. Strycker,³² Y. Sudo,⁵³ A. Sukhanov,¹⁶ I. Suslov,¹³ K. Takemasa,⁵³ Y. Takeuchi,⁵³ J. Tang,¹¹ M. Tecchio,³² P. K. Teng,¹ J. Thom,^{15,k} J. Thome,¹⁰ G. A. Thompson,²² E. Thomson,⁴³ P. Tito-Guzmán,²⁹ S. Tkaczyk,¹⁵ D. Toback,⁵¹ S. Tokar,¹² K. Tollefson,³³ T. Tomura,⁵³ D. Tonelli,¹⁵ S. Torre,¹⁷ D. Torretta,¹⁵ P. Totaro,^{41a} M. Trovato,^{44d,44a} Y. Tu,⁴³ F. Ukegawa,⁵³ S. Uozumi,²⁵ A. Varganov,³² F. Vázquez,^{16,d} G. Velev,¹⁵ C. Vellidis,³ M. Vidal,²⁹ I. Vila,⁹ R. Vilar,⁹ J. Vizán,⁹ M. Vogel,³⁵ G. Volpi,^{44b,44a} P. Wagner,⁴³ R. L. Wagner,¹⁵ T. Wakisaka,³⁹ R. Wallny,⁸ S. M. Wang,¹ A. Warburton,³¹ D. Waters,²⁸ M. Weinberger,⁵¹ W. C. Wester III,¹⁵ B. Whitehouse,⁵⁴ D. Whiteson,^{43,h} A. B. Wicklund,² E. Wicklund,¹⁵ S. Wilbur,¹¹ F. Wick,²⁴ H. H. Williams,⁴³ J. S. Wilson,³⁷ P. Wilson,¹⁵ B. L. Winer,³⁷ P. Wittich,^{15,k} S. Wolbers,¹⁵ H. Wolfe,³⁷ T. Wright,³² X. Wu,¹⁸ Z. Wu,⁵ K. Yamamoto,³⁹ J. Yamaoka,¹⁴ T. Yang,¹⁵ U. K. Yang,^{11,y} Y. C. Yang,²⁵ W.-M. Yao,²⁶ G. P. Yeh,¹⁵ K. Yi,^{15,t} J. Yoh,¹⁵ K. Yorita,⁵⁶ T. Yoshida,^{39,z} G. B. Yu,¹⁴ I. Yu,²⁵ S. S. Yu,¹⁵ J. C. Yun,¹⁵ A. Zanetti,^{52a} Y. Zeng,¹⁴ and S. Zucchelli^{6b,6a}

(CDF Collaboration)

¹*Institute of Physics, Academia Sinica, Taipei, Taiwan 11529, China*²*Argonne National Laboratory, Argonne, Illinois 60439, USA*³*University of Athens, 157 71 Athens, Greece*⁴*Institut de Física d'Altes Energies, ICREA, Universitat Autònoma de Barcelona, E-08193, Bellaterra (Barcelona), Spain*⁵*Baylor University, Waco, Texas 76798, USA*^{6a}*Istituto Nazionale di Fisica Nucleare Bologna, I-40127 Bologna, Italy*^{6b}*University of Bologna, I-40127 Bologna, Italy*⁷*University of California, Davis, Davis, California 95616, USA*⁸*University of California, Los Angeles, Los Angeles, California 90024, USA*⁹*Instituto de Física de Cantabria, CSIC-University of Cantabria, 39005 Santander, Spain*¹⁰*Carnegie Mellon University, Pittsburgh, Pennsylvania 15213, USA*¹¹*Enrico Fermi Institute, University of Chicago, Chicago, Illinois 60637, USA*¹²*Comenius University, 842 48 Bratislava, Slovakia; Institute of Experimental Physics, 040 01 Kosice, Slovakia*¹³*Joint Institute for Nuclear Research, RU-141980 Dubna, Russia*¹⁴*Duke University, Durham, North Carolina 27708, USA*¹⁵*Fermi National Accelerator Laboratory, Batavia, Illinois 60510, USA*¹⁶*University of Florida, Gainesville, Florida 32611, USA*¹⁷*Laboratori Nazionali di Frascati, Istituto Nazionale di Fisica Nucleare, I-00044 Frascati, Italy*¹⁸*University of Geneva, CH-1211 Geneva 4, Switzerland*¹⁹*Glasgow University, Glasgow G12 8QQ, United Kingdom*²⁰*Harvard University, Cambridge, Massachusetts 02138, USA*²¹*Division of High Energy Physics, Department of Physics, University of Helsinki**and Helsinki Institute of Physics, FIN-00014, Helsinki, Finland*²²*University of Illinois, Urbana, Illinois 61801, USA*²³*The Johns Hopkins University, Baltimore, Maryland 21218, USA*²⁴*Institut für Experimentelle Kernphysik, Karlsruhe Institute of Technology, D-76131 Karlsruhe, Germany*²⁵*Center for High Energy Physics: Kyungpook National University, Daegu 702-701, Korea; Seoul National University, Seoul 151-742, Korea; Sungkyunkwan University, Suwon 440-746, Korea; Korea Institute of Science and Technology Information, Daejeon 305-806, Korea; Chonnam National University, Gwangju 500-757, Korea; Chonbuk National University, Jeonju 561-756, Korea*²⁶*Ernest Orlando Lawrence Berkeley National Laboratory, Berkeley, California 94720, USA*²⁷*University of Liverpool, Liverpool L69 7ZE, United Kingdom*²⁸*University College London, London WC1E 6BT, United Kingdom*²⁹*Centro de Investigaciones Energéticas Medioambientales y Tecnológicas, E-28040 Madrid, Spain*³⁰*Massachusetts Institute of Technology, Cambridge, Massachusetts 02139, USA*³¹*Institute of Particle Physics, McGill University, Montréal, Québec, Canada H3A 2T8; Simon Fraser University, Burnaby, British Columbia, Canada V5A 1S6; University of Toronto, Toronto, Ontario, Canada M5S 1A7;**and TRIUMF, Vancouver, British Columbia, Canada V6T 2A3*³²*University of Michigan, Ann Arbor, Michigan 48109, USA*

- ³³Michigan State University, East Lansing, Michigan 48824, USA
³⁴Institution for Theoretical and Experimental Physics, ITEP, Moscow 117259, Russia
³⁵University of New Mexico, Albuquerque, New Mexico 87131, USA
³⁶Northwestern University, Evanston, Illinois 60208, USA
³⁷The Ohio State University, Columbus, Ohio 43210, USA
³⁸Okayama University, Okayama 700-8530, Japan
³⁹Osaka City University, Osaka 588, Japan
⁴⁰University of Oxford, Oxford OX1 3RH, United Kingdom
^{41a}Istituto Nazionale di Fisica Nucleare, Sezione di Padova-Trento, I-35131 Padova, Italy
^{41b}University of Padova, I-35131 Padova, Italy
⁴²LPNHE, Universite Pierre et Marie Curie/IN2P3-CNRS, UMR7585, Paris, F-75252 France
⁴³University of Pennsylvania, Philadelphia, Pennsylvania 19104, USA
^{44a}Istituto Nazionale di Fisica Nucleare Pisa, I-56127 Pisa, Italy
^{44b}University of Pisa, I-56127 Pisa, Italy
^{44c}University of Siena, I-56127 Pisa, Italy
^{44d}Scuola Normale Superiore, I-56127 Pisa, Italy
⁴⁵University of Pittsburgh, Pittsburgh, Pennsylvania 15260, USA
⁴⁶Purdue University, West Lafayette, Indiana 47907, USA
⁴⁷University of Rochester, Rochester, New York 14627, USA
⁴⁸The Rockefeller University, New York, New York 10065, USA
^{49a}Istituto Nazionale di Fisica Nucleare, Sezione di Roma 1, I-00185 Roma, Italy
^{49b}Sapienza Università di Roma, I-00185 Roma, Italy
⁵⁰Rutgers University, Piscataway, New Jersey 08855, USA
⁵¹Texas A&M University, College Station, Texas 77843, USA
^{52a}Istituto Nazionale di Fisica Nucleare Trieste/Udine, I-34100 Trieste, Italy
^{52b}University of Trieste/Udine, I-33100 Udine, Italy
⁵³University of Tsukuba, Tsukuba, Ibaraki 305, Japan
⁵⁴Tufts University, Medford, Massachusetts 02155, USA
⁵⁵University of Virginia, Charlottesville, Virginia 22906, USA
⁵⁶Waseda University, Tokyo 169, Japan
⁵⁷Wayne State University, Detroit, Michigan 48201, USA
⁵⁸University of Wisconsin, Madison, Wisconsin 53706, USA
⁵⁹Yale University, New Haven, Connecticut 06520, USA
(Received 2 February 2011; published 29 September 2011)

^aWith visitor from Universidad de Oviedo, E-33007 Oviedo, Spain

^bDeceased

^cOn leave from J. Stefan Institute, Ljubljana, Slovenia

^dWith visitor from Universidad Iberoamericana, Mexico D.F., Mexico

^eWith visitor from CERN, CH-1211 Geneva, Switzerland

^fWith visitor from Queen Mary, University of London, London, E1 4NS, England

^gWith visitor from National Research Nuclear University, Moscow, Russia

^hWith visitor from University of California Irvine, Irvine, CA 92697, USA

ⁱWith visitor from Yarmouk University, Irbid 211-63, Jordan

^jWith visitor from Muons, Inc., Batavia, IL 60510, USA

^kWith visitor from Cornell University, Ithaca, NY 14853, USA

^lWith visitor from Kansas State University, Manhattan, KS 66506, USA

^mWith visitor from Kinki University, Higashi-Osaka City, Japan 577-8502

ⁿWith visitor from Iowa State University, Ames, IA 50011, USA

^oWith visitor from University of California Santa Barbara, Santa Barbara, CA 93106, USA

^pWith visitor from University of Notre Dame, Notre Dame, IN 46556, USA

^qWith visitor from Texas Tech University, Lubbock, TX 79609, USA

^rWith visitor from Istituto Nazionale di Fisica Nucleare, Sezione di Cagliari, 09042 Monserrato (Cagliari), Italy

^sWith visitor from University College Dublin, Dublin 4, Ireland

^tWith visitor from University of Iowa, Iowa City, IA 52242, USA

^uWith visitor from University of California Santa Cruz, Santa Cruz, CA 95064, USA

^vWith visitor from Universidad Tecnica Federico Santa Maria, 110v Valparaiso, Chile

^wWith visitor from University of Cyprus, Nicosia CY-1678, Cyprus

^xWith visitor from Nagasaki Institute of Applied Science, Nagasaki, Japan

^yWith visitor from University of Manchester, Manchester M13 9PL, England

^zWith visitor from University of Fukui, Fukui City, Fukui Prefecture, Japan 910-0017

^{aa}With visitor from University of Melbourne, Victoria 3010, Australia

^{bb}With visitor from Office of Science, U.S. Department of Energy, Washington DC, 20585, USA

We report on a search for the production of the Higgs boson decaying to two bottom quarks accompanied by two additional quarks. The data sample used corresponds to an integrated luminosity of approximately 4 fb^{-1} of $p\bar{p}$ collisions at $\sqrt{s} = 1.96 \text{ TeV}$ recorded by the CDF II experiment. This search includes twice the integrated luminosity of the previous published result, uses analysis techniques to distinguish jets originating from light flavor quarks and those from gluon radiation, and adds sensitivity to a Higgs boson produced by vector boson fusion. We find no evidence of the Higgs boson and place limits on the Higgs boson production cross section for Higgs boson masses between $100 \text{ GeV}/c^2$ and $150 \text{ GeV}/c^2$ at the 95% confidence level. For a Higgs boson mass of $120 \text{ GeV}/c^2$, the observed (expected) limit is 10.5 (20.0) times the predicted standard model cross section.

DOI: [10.1103/PhysRevD.84.052010](https://doi.org/10.1103/PhysRevD.84.052010)

PACS numbers: 14.80.Bn, 13.85.Rm

I. INTRODUCTION

The Higgs boson remains the only undiscovered particle of the standard model (SM) of particle physics. It is the physical manifestation of the mechanism which provides mass to fundamental particles [1,2]. Direct searches at the LEP collider have excluded a Higgs boson mass $m_H < 114.4 \text{ GeV}/c^2$ at 95% confidence level (CL) [3], while the Tevatron collaborations have excluded a Higgs boson mass between $163 \text{ GeV}/c^2$ and $166 \text{ GeV}/c^2$ at 95% CL [4]. The Tevatron collaborations have reported a preliminary update which extends the exclusion region for a Higgs boson mass between 158 and $173 \text{ GeV}/c^2$ [5]. Global fits to precision electroweak measurements set a one-sided 95% CL upper limit on m_H at $157 \text{ GeV}/c^2$ [6].

This article presents the results of a search for the Higgs boson using an integrated luminosity of 4 fb^{-1} of $p\bar{p}$ collision data at $\sqrt{s} = 1.96 \text{ TeV}$ recorded by the Collider Detector at Fermilab (CDF II). We search for a Higgs boson decaying to a pair of bottom-quark jets ($b\bar{b}$) accompanied by two additional quark jets (qq') for Higgs mass $100 \leq m_H \leq 150 \text{ GeV}/c^2$. This search is most sensitive to a Higgs boson with low-mass, $m_H < 135 \text{ GeV}/c^2$, where the Higgs boson decay to $b\bar{b}$ is dominant [7]. The two production channels studied are associated production and vector boson fusion (VBF). The associated production channel is $p\bar{p} \rightarrow VH \rightarrow qq'b\bar{b}$, where V is a W/Z vector boson, which decays to a pair of quarks. The hadronic branching fraction of V to qq' is $\simeq 70\%$ [8]. In the VBF channel, $p\bar{p} \rightarrow qq'H \rightarrow qq'b\bar{b}$, the incoming partons each radiate a vector boson and the two vector bosons fuse to form a Higgs boson.

Low-mass Higgs boson searches at CDF have concentrated on signatures that are a combination of jets, leptons and missing transverse energy, which help to reduce the backgrounds but the signal yields are small [9–11]. The hadronic modes used in this search exploit the larger branching fraction and thus have the largest signal yields among all the search channels at CDF. The major challenge for this search is the modeling and suppression of the large background from QCD multijets (referred to as QCD for brevity).

A previous letter on the search for the Higgs boson in the all-hadronic channel was published using an integrated

luminosity of 2 fb^{-1} [12]. This article has lowered the expected limit by a factor of 2: a factor of $\approx \sqrt{2}$ from doubling the analyzed data and a factor of 1.4 from improvements to the analysis, which are discussed in this article.

II. THE TEVATRON AND THE CDF II DETECTOR

The CDF II detector, designed to study $p\bar{p}$ collisions, is both an azimuthally and forward-backward symmetric. It is described in detail in Refs. [13–15] and references therein. CDF II uses a cylindrical coordinate system in which the z axis aligned along the proton beam direction, θ is the polar angle relative to the z -axis, and ϕ is the azimuthal angle relative to the x -axis. The pseudorapidity is defined as $\eta \equiv -\ln(\tan\theta/2)$. The transverse energy is $E_T \equiv E \sin\theta$. Jets are defined by a cluster of energy in the calorimeter deposited inside a cone of radius $\Delta R = \sqrt{(\Delta\phi)^2 + (\Delta\eta)^2} = 0.4$ as reconstructed by the JETCLU algorithm [16]. Corrections are applied to the measured jet energy to account for detector calibrations, multiple interactions, underlying event and energy outside of the jet cone [17].

The data for this search were collected by two multijet triggers. The first 2.8 fb^{-1} used a trigger which selected at least four jet clusters with $E_T \geq 15 \text{ GeV}$ for each jet and a total $E_T \geq 175 \text{ GeV}$. This trigger was used in the previous result [12]. The remaining 1.1 fb^{-1} were recorded with a new trigger, which selected at least three jet clusters with $E_T \geq 20 \text{ GeV}$ for each jet and a total $E_T \geq 130 \text{ GeV}$. The new trigger improved the acceptance for a low-mass Higgs boson by 45% at Higgs mass of $100 \text{ GeV}/c^2$ and by 20% at Higgs mass of $150 \text{ GeV}/c^2$. The improvement was mainly due to lowering the total E_T criteria in the new trigger. However the gain in the signal acceptance of the new trigger was diminished after the event selection criteria which are described in the next section.

III. EVENT SELECTION

Events with isolated leptons or missing transverse energy significance [18] > 6 are removed to avoid any overlap with other low-mass Higgs analyses at CDF II. The data are refined further by selecting events with four or five jets

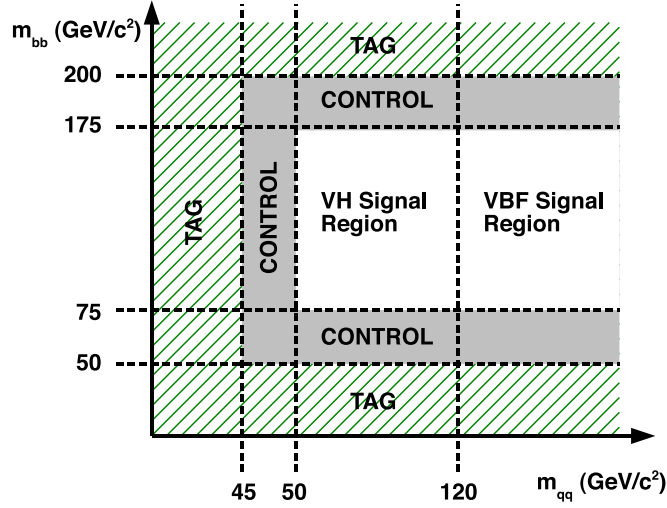


FIG. 1 (color online). $m_{bb} - m_{qq}$ plane: This plane illustrates the VH and VBF signal regions used to select VH and VBF candidates. The TAG region is used to derive a model of the QCD background. The CONTROL region measures the systematic uncertainty of the QCD model.

where each jet has $E_T > 15$ GeV and $|\eta| < 2.4$. The selected jets are ordered by descending jet- E_T and any fifth jet plays no further role. The scalar sum of the four leading jets' E_T is required to be > 220 GeV, and exactly two of the four leading jets are required to be identified ("tagged") as bottom-quark jets (b jet). The scalar sum E_T cut reduces the contribution of the QCD background. A b jet is identified by its displaced vertex, as defined by the SECVTX algorithm [14], or by using the probability that the tracks within the jet are inconsistent with originating from the primary $p\bar{p}$ collision as defined by the JETPROB algorithm [19]. The final four jets are labeled as b_1, b_2, q_1, q_2 where $b(q)$ are tagged (untagged) jets and $E_T^{b_1, q_1} > E_T^{b_2, q_2}$.

The signal/background ratio is enhanced by dividing the data into two nonoverlapping b -tagging categories: SS when both jets are tagged by SECVTX, SJ when one jet is tagged by SECVTX and the other by JETPROB. For a jet tagged by both algorithms, SECVTX takes precedence as it has a lower rate of misidentifying a light flavor jet as a b jet. The previous 2 fb^{-1} search only included the SS category [12] and the addition of the SJ category increases the signal acceptance by 36%. Other b -tagging combinations, such as both b jets selected by JETPROB, were not considered in this search as the relative increase in the background is much larger than that for the signal.

The data are divided into VH and VBF candidates defined by the invariant masses of the $b_1 b_2$ pair, m_{bb} , and the $q_1 q_2$ pair, m_{qq} . VH candidates have $75 < m_{bb} < 175 \text{ GeV}/c^2$ and $50 < m_{qq} < 120 \text{ GeV}/c^2$. VBF candidates have $75 < m_{bb} < 175 \text{ GeV}/c^2$ and $m_{qq} > 120 \text{ GeV}/c^2$. The typical m_{bb} dijet mass resolution is $\sim 18\%$ [11]. These VH and VBF signal regions are illustrated in Fig. 1. We search for Higgs bosons produced via VH and VBF exclusively in the VH and VBF signal regions, respectively. The division of events is based on the different kinematics of the two processes. The VH channel has two mass resonances: m_{bb} from the Higgs boson decay and m_{qq} from the V decay. The VBF channel shares the same m_{bb} Higgs boson mass resonance but there is no accompanying resonance for m_{qq} . The q jets in VBF tend to have a large η separation, which results in larger values of m_{qq} . The cut of $m_{qq} > 120 \text{ GeV}/c^2$ optimizes the VBF signal over background ratio. The acceptance for VH and VBF events varies from 2% to 3% for $100 \text{ GeV}/c^2 < m_H < 150 \text{ GeV}/c^2$. As VH and VBF candidates are also split by the two b -tagging categories; there are 4 independent samples (channels) which are studied: VH -SS; VH -SJ; VBF -SS; VBF -SJ.

TABLE I. Expected number of non-QCD background and VH/VBF signal with observed number of events for the four channels. Statistical and systematic uncertainties are combined in quadrature where systematic uncertainties dominate. The number of $VH(VBF)$ events are exclusive to the $VH(VBF)$ channels. The difference between data and non-QCD are assumed to be QCD.

	VH -SS	VH -SJ	VBF -SS	VBF -SJ
$t\bar{t}$	281.7 ± 45.6	115.3 ± 19.9	177.3 ± 28.7	75.7 ± 13.1
Single-top	44.1 ± 7.1	17.7 ± 3.1	17.2 ± 2.8	10.0 ± 1.7
Z + Jets	127.5 ± 65.8	55.4 ± 28.8	135.0 ± 69.7	62.9 ± 32.7
W + HF	27.9 ± 14.4	12.0 ± 6.2	4.8 ± 2.5	3.3 ± 1.7
Diboson	11.4 ± 1.6	8.5 ± 1.3	5.3 ± 0.7	3.8 ± 0.6
Total	492.6 ± 81.7	208.9 ± 35.7	339.6 ± 75.5	155.7 ± 35.3
Non-QCD				
Higgs Signal ($m_H = 120 \text{ GeV}/c^2$)				
VH	7.8 ± 1.0	2.9 ± 0.4		
VBF			3.2 ± 0.4	1.2 ± 0.2
Data	16 857	9341	17 776	9518

IV. SIGNAL AND BACKGROUND SAMPLES

The data are compared to a model of the signal and background composed of QCD, $t\bar{t}$, $Z(\rightarrow b\bar{b}/c\bar{c}) + \text{Jets}(Z + \text{jets})$, single-top, $W + b\bar{b}/c\bar{c}$ ($W + HF$), and $WW/WZ/ZZ$ (diboson) events. The signal and non-QCD backgrounds are modeled by Monte Carlo (MC) simulation. The VH and VBF production are generated by PYTHIA [20], combined with a GEANT-based [21] simulation of the CDF II detector [22]. The non-QCD MC is described in detail in Ref. [12] and normalized to next-to-leading order cross sections. All the MC samples include the trigger simulation and their trigger efficiencies are corrected as described in Ref. [12]. The QCD background shape is modeled by a data-driven technique developed in Ref. [12] and described in detail below. The expected signal yields of the four channels are 7.8(VH -SS), 2.9(VH -SJ), 3.2(VBF-SS), and 1.2(VBF-SJ) for $m_H = 120 \text{ GeV}/c^2$. The total backgrounds are about 17000(VH -SS), 9300(VH -SJ), 18000(VBF-SS), and 9500(VBF-SJ). The background composition is $\sim 98\%$ QCD (Table I).

V. QCD MODELING

The shape of the dominant QCD background is modeled using a data-driven method known as the tag rate function (TRF) and is described in detail in Ref. [12]. The TRF is applied to a QCD dominated data sample of events with at least one SECVTX b -tagged jet (single-tagged events) to predict the distribution of events with exactly two b -tagged jets (double-tagged events). For each single-tagged event, the TRF gives the probability of each additional jet, called a *probe* jet, to be a second b -tagged jet. The TRF is parameterized as a function of three variables: the E_T and η of the probe jet and ΔR between the tagged b jet and probe jet. The choice of variables used to parameterize the TRF is motivated by the kinematics of the QCD back-

ground and the characteristics of the b -tagging algorithms. As the behavior of the SECVTX and JETPROB b -tagging algorithms are not identical, there is a TRF for SS and another TRF for SJ. The TRF is measured using jets in the TAG region (Fig. 1), defined as $m_{qq} < 45 \text{ GeV}/c^2$, $m_{bb} < 50 \text{ GeV}/c^2$ and $m_{bb} > 200 \text{ GeV}/c^2$, which is not in the VH and VBF signal regions.

VI. JET MOMENT

The VH and VBF q -jets are mostly quark jets, while QCD q -jets are a mixture of gluon and quark jets. As gluon jets, on average, tend to be broader than quark jets, any variable related to the jet width is an additional tool to discriminate the Higgs signal from QCD.

In this article, we use the jet $\phi(\eta)$ moment, $\langle\phi\rangle$ ($\langle\eta\rangle$) [23], of q jets which measures the jet width along the $\phi(\eta)$ axis. The jet ϕ and η moments are defined by

$$\langle\phi\rangle = \sqrt{\sum_{\text{towers}} \left[\frac{E_T^{\text{tower}}}{E_T^{\text{jet}}} (\Delta\phi(\phi_{\text{tower}}, \phi_{\text{jet}}))^2 \right]} \quad (1a)$$

$$\langle\eta\rangle = \sqrt{\sum_{\text{towers}} \left[\frac{E_T^{\text{tower}}}{E_T^{\text{jet}}} (\eta_{\text{tower}} - \eta_{\text{jet}})^2 \right]} \quad (1b)$$

where the ϕ and η jet-moments are summed over the calorimeter towers forming the jet and depends on the tower- E_T (E_T^{tower}), the jet- E_T (E_T^{jet}), the tower's $\phi(\eta)$ position, ϕ_{tower} (η_{tower}), and the jet's $\phi(\eta)$ position, ϕ_{jet} (η_{jet}). The function $\Delta\phi(\phi_{\text{tower}}, \phi_{\text{jet}})$ in Eq. (1a) is the smallest angular difference between ϕ_{tower} and ϕ_{jet} . The jet moment is a measure of the jet's width.

We checked whether the MC simulation of the quark jet moment matches the data. Gluon jet-moments were not checked as the Higgs q -jet, modeled by MC, are mostly quark jets whereas gluon jets only appear in QCD, which is

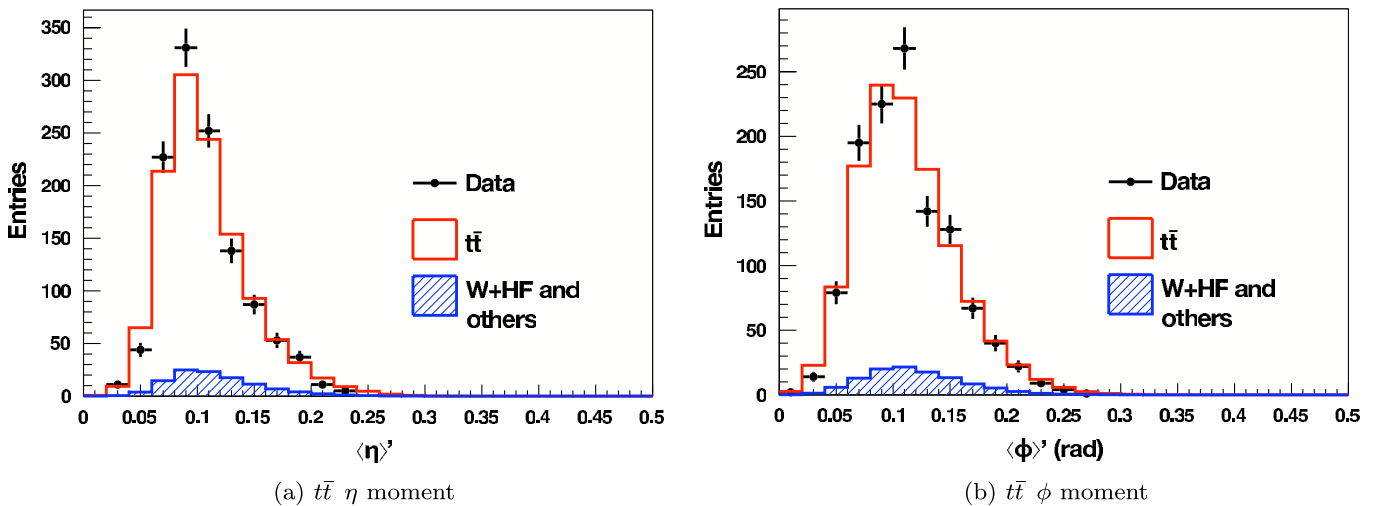


FIG. 2 (color online). Comparisons of the jet-moments of $t\bar{t}$ data to $t\bar{t}$ and $W + HF$, $Z + \text{jets}$, single-top, diboson, misidentified b -jets ($W + HF$ and others) MC. Only after applying all corrections does the MC agree with data.

derived from data. The hadronic W decay from $t\bar{t} \rightarrow bW\bar{b}W \rightarrow bl\nu + \bar{b}qq'$, where l is an electron or a muon, provides a source of quark jets. The event selection from Ref. [24] was used to extract a $t\bar{t}$ data sample which is 86% $t\bar{t}$. The complete sample composition is described in Ref. [24]. The leading untagged jet pair whose invariant mass is $80 \pm 30 \text{ GeV}/c^2$ is assumed to be the quark jets

from the hadronic W boson decay. The same event and leading untagged jet pair selection is applied to $t\bar{t}$ MC to compare with data.

The jet moment depends not only on the parton initiating the jet but also on the E_T^{jet} , η_{jet} , and the number of primary vertices in the event (N_{Vtx}), which are not guaranteed to be the same for data and MC. The dependencies are removed

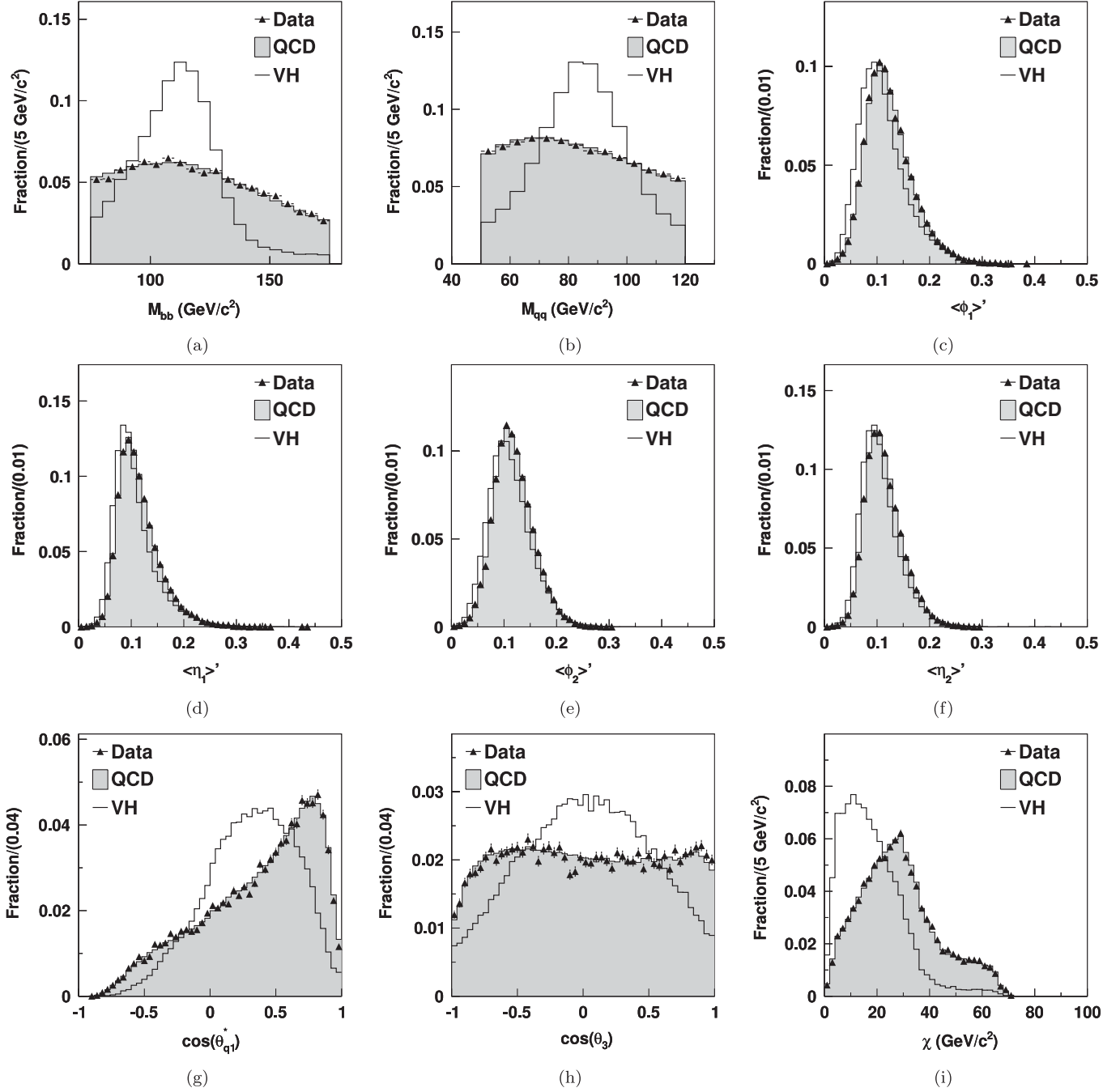


FIG. 3. Distribution of variables used to train the VH NN. The signal consists of VH ($m_H = 120 \text{ GeV}/c^2$) SS events and the background consists of TRF predicted QCD SS events which have passed the VH candidate selection. All plots are normalised to unit area to compare shapes. After correction functions have been applied to m_{qq} and the jet-moments, the TRF correctly predicts the shape of the double-tagged SS data for all variables.

by rescaling the measured jet moment to a common reference of $E_T^{\text{jet}} = 50 \text{ GeV}/c^2$, $\eta_{\text{jet}} = 0$ and $N_{\text{Vtx}} = 1$, as measured in data. The rescaling for $\langle\phi\rangle$ is performed using

$$\langle\phi\rangle'_{\text{Data}} = \langle\phi\rangle_{\text{Data}} \times \frac{f_{\text{Data}}^{\phi}(E_T^{\text{jet}} = 50 \text{ GeV}/c^2, \eta_{\text{jet}} = 0, N_{\text{Vtx}} = 1)}{f_{\text{Data}}^{\phi}(E_T^{\text{jet}}, \eta_{\text{jet}}, N_{\text{Vtx}})} \quad (2a)$$

$$\langle\phi\rangle'_{\text{MC}} = \langle\phi\rangle_{\text{MC}} \times \frac{f_{\text{Data}}^{\phi}(E_T^{\text{jet}} = 50 \text{ GeV}/c^2, \eta_{\text{jet}} = 0, N_{\text{Vtx}} = 1)}{f_{\text{MC}}^{\phi}(E_T^{\text{jet}}, \eta_{\text{jet}}, N_{\text{Vtx}})} \quad (2b)$$

where $f_{\text{Data}}^{\phi}(E_T^{\text{jet}}, \eta_{\text{jet}}, N_{\text{Vtx}})$ and $f_{\text{MC}}^{\phi}(E_T^{\text{jet}}, \eta_{\text{jet}}, N_{\text{Vtx}})$ are the $\langle\phi\rangle$ parameterizations for data and MC, respectively. $\langle\phi\rangle_{\text{Data}}$ ($\langle\phi\rangle_{\text{MC}}$) are the measured $\langle\phi\rangle$ for data (MC), and $\langle\phi\rangle'_{\text{Data}}$ ($\langle\phi\rangle'_{\text{MC}}$) are the rescaled values. $\langle\eta\rangle$ are rescaled in a similar way but has a separate $\langle\eta\rangle$ parameterization for data and MC.

After the measured jet moments are rescaled, the MC required an additional shift in ϕ and η of $\sim +2\%$ to agree with the data. Half of this offset was used as an estimate of the systematic uncertainty of the MC jet moment. Figure 2 compares the jet moments of data to the simulated $t\bar{t}$ signal and background MC, which are in the same fractions as measured in data. Only after applying all corrections does the MC agree with the data.

As an additional check, the $\langle\phi\rangle'_{\text{MC}}$ and $\langle\eta\rangle'_{\text{MC}}$ of $t\bar{t}$ MC was compared with VH and VBF MC. The average jet moments of the MC samples were expected to be identical to the q -jets from $t\bar{t}$ as the Higgs signal are just quark jets. The jet moments from the VH sample agreed with $t\bar{t}$.

However, there was a disagreement of 5% between VBF MC and $t\bar{t}$ MC for jets with $|\eta| > 1.1$. Half of this difference was used as an additional systematic uncertainty for the VBF jet moment.

VII. NEURAL NETWORK

The large background precludes the use of simple variables, such as m_{bb} , to search for a Higgs boson signal. An artificial neural network (NN), from the TMVA package [25], is trained to search exclusively for VH (VBF) Higgs bosons in the VH (VBF) signal region. The NN is trained using VH (VBF) signal and TRF QCD prediction as background. As the kinematics for VH and VBF Higgs signals are different, a dedicated NN for each signal is trained. The NN training variables for the VH NN are m_{bb} , m_{qq} , rescaled q_1 ϕ moment $\langle\phi_1\rangle'$, rescaled q_1 η moment $\langle\eta_1\rangle'$, rescaled q_2 ϕ moment $\langle\phi_2\rangle'$, rescaled q_2 η moment $\langle\eta_2\rangle'$, the cosine of the helicity angle $\cos\theta_{q_1}^*$ [26], the cosine of the leading jet scattering angle in the four jet rest frame, $\cos\theta_3$ [27], and χ , which is a measure of whether both the b -jet pair and q -jet pair are from a Higgs boson and V decay, respectively. χ is defined as the minimum of χ_W and χ_Z where χ_W is defined as $\chi_W = \sqrt{(M_W - M_{qq})^2 + (M_H - M_{bb})^2}$ and a similar expression exists for χ_Z . For the VBF channel, the neural net inputs are m_{bb} , m_{qq} , $\langle\phi_1\rangle'$, $\langle\eta_1\rangle'$, $\langle\phi_2\rangle'$, and $\langle\eta_2\rangle'$.

The two b -tagging categories have similar kinematic distributions which allows the same NN to be used for SS and SJ events. The NN is trained with SS events as it has the better signal/background ratio.

Before training the NN, the TRF QCD modeling was verified by comparing the shapes of the NN training

TABLE II. Summary of systematic uncertainties. The largest change is quoted for the sources which have a shape uncertainty.

Source	Uncertainty
Higgs and non-QCD uncertainties	
Integrated Luminosity	$\pm 6\%$
Trigger efficiency	$\pm 4\%$
PDF	$\pm 2\%$
JES	$\pm 7\%$ and shape
b -tagging scale factor	$\pm 7.6\%$ for SS $\pm 9.7\%$ for SJ
ISR/FSR	$\pm 2\%$ and shape for VH $\pm 3\%$ and shape for VBF
$\langle\phi\rangle'$ and $\langle\eta\rangle'$	shape for VH and VBF ($\leq 10\%$)
$t\bar{t}$ and single-top cross section	$\pm 10\%$
Diboson cross section	$\pm 6\%$
$W + HF$ & $Z + \text{Jets}$ cross section	$\pm 50\%$
QCD uncertainties	
interpolation	shape ($\leq 3\%$)
m_{qq} correction function	shape ($\leq 1\%$)
$\langle\phi\rangle$ correction function	shape ($\leq 2\%$)
$\langle\eta\rangle$ correction function	shape ($\leq 2\%$)

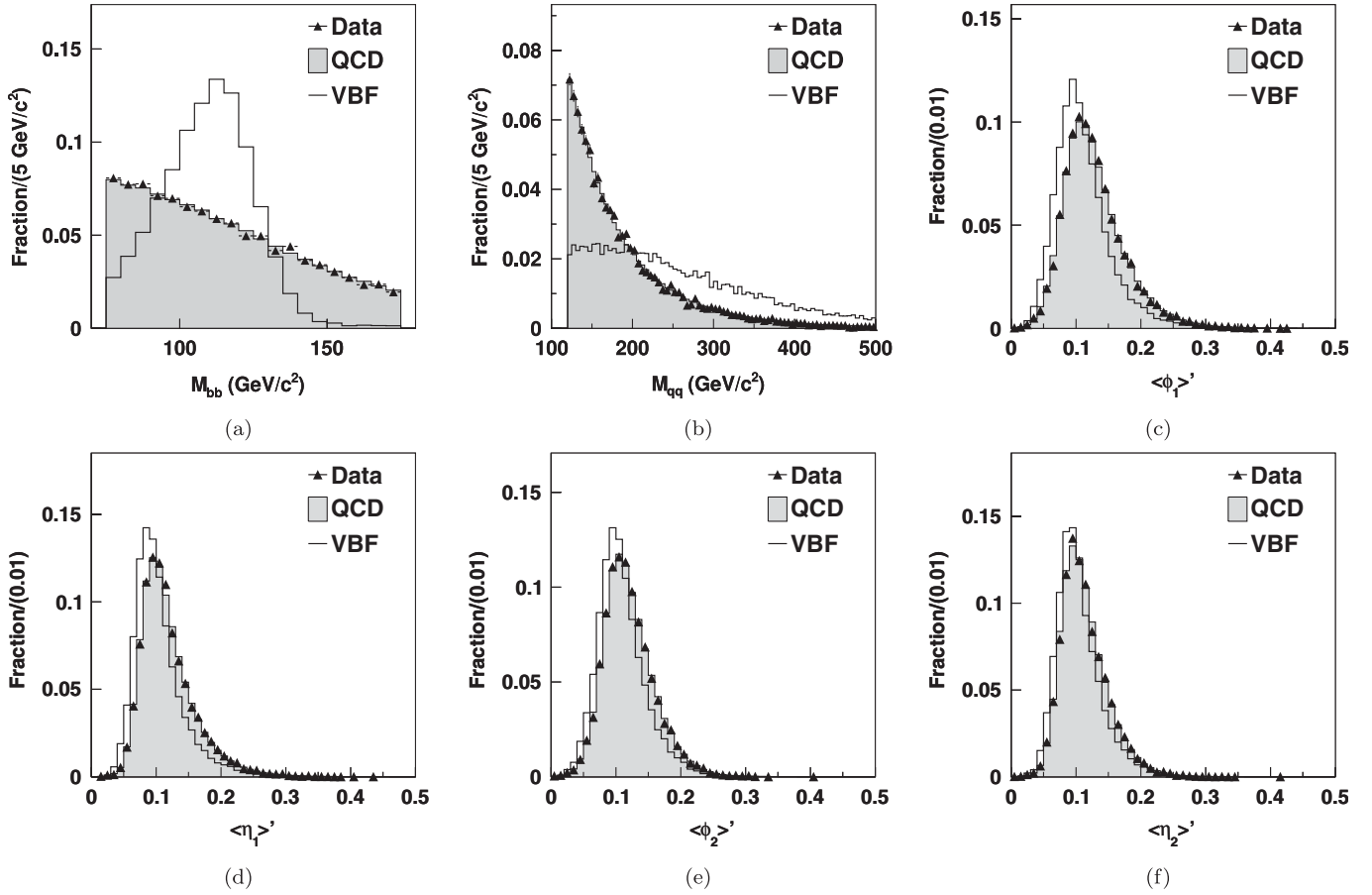


FIG. 4. Distribution of variables used to train the VBF NN. The signal consists of VBF ($m_H = 120 \text{ GeV}/c^2$) SS events and the background consists of TRF predicted QCD SS events and which have passed the VBF candidate selection. All plots are normalised to unit area to compare shapes. After correction functions have been applied to m_{qq} and the jet-moments, the TRF correctly predicts the shape of the double-tagged SS data for all variables.

variables constructed from single-tagged events, after applying the TRF, and double-tagged events from the TAG region. The TRF was able to reproduce the shapes of all the NN training variables except m_{qq} and the jet moments. The TRF was corrected using a correction function for each mismodeled variable. The correction function was constructed from the fitted ratio of the observed double-tagged shape in the TAG region to the TRF prediction in the TAG region. The largest correction value was 2%. Figs. 3 and 4 show distributions of the NN training variables of VH and VBF signal, corrected TRF QCD and double-tagged data for the SS b -tagging category. The corrected TRF QCD follows the shape of the data for all variables. The TRF predictions for SJ were validated in the same way.

We search for a Higgs boson of mass $100 \leq m_H \leq 150 \text{ GeV}/c^2$ at $5 \text{ GeV}/c^2$ intervals. As m_{bb} is one of the NN training variables, which varies with different Higgs mass hypotheses, the Higgs search sensitivity can be improved by training the NN at different Higgs masses. There is a separate VH (VBF) NN trained at $m_H = 100 \text{ GeV}/c^2$, $120 \text{ GeV}/c^2$, and $140 \text{ GeV}/c^2$. For Higgs mass hypotheses between $100 \text{ GeV}/c^2$ and $110 \text{ GeV}/c^2$, the NN trained

with $m_H = 100 \text{ GeV}/c^2$ is used. Similarly, we use the $m_H = 120 \text{ GeV}/c^2$ trained NN to search for a Higgs boson between $115 \text{ GeV}/c^2$ and $130 \text{ GeV}/c^2$ and the $m_H = 140 \text{ GeV}/c^2$ trained NN to search for a Higgs boson between $135 \text{ GeV}/c^2$ and $150 \text{ GeV}/c^2$.

Figure 5 shows the NN distributions for VH and VBF for a Higgs mass of $120 \text{ GeV}/c^2$. The NN returns a more negative (positive) score for background (signal) events. As the QCD background is large, QCD subtracted NN distributions are also shown.

VIII. SYSTEMATIC UNCERTAINTIES

We estimate the effect of systematic uncertainties by propagating uncertainties on the NN input variables to the NN output. We consider both variations on the normalization and shape of the NN output. The systematic uncertainties which affect the normalization of the Higgs signal and non-QCD backgrounds are: jet energy scale (JES) [17], parton distribution function (PDF), b -tagging scale factor between MC and data, initial and final state radiation (ISR/FSR), trigger efficiency, integrated luminosity and

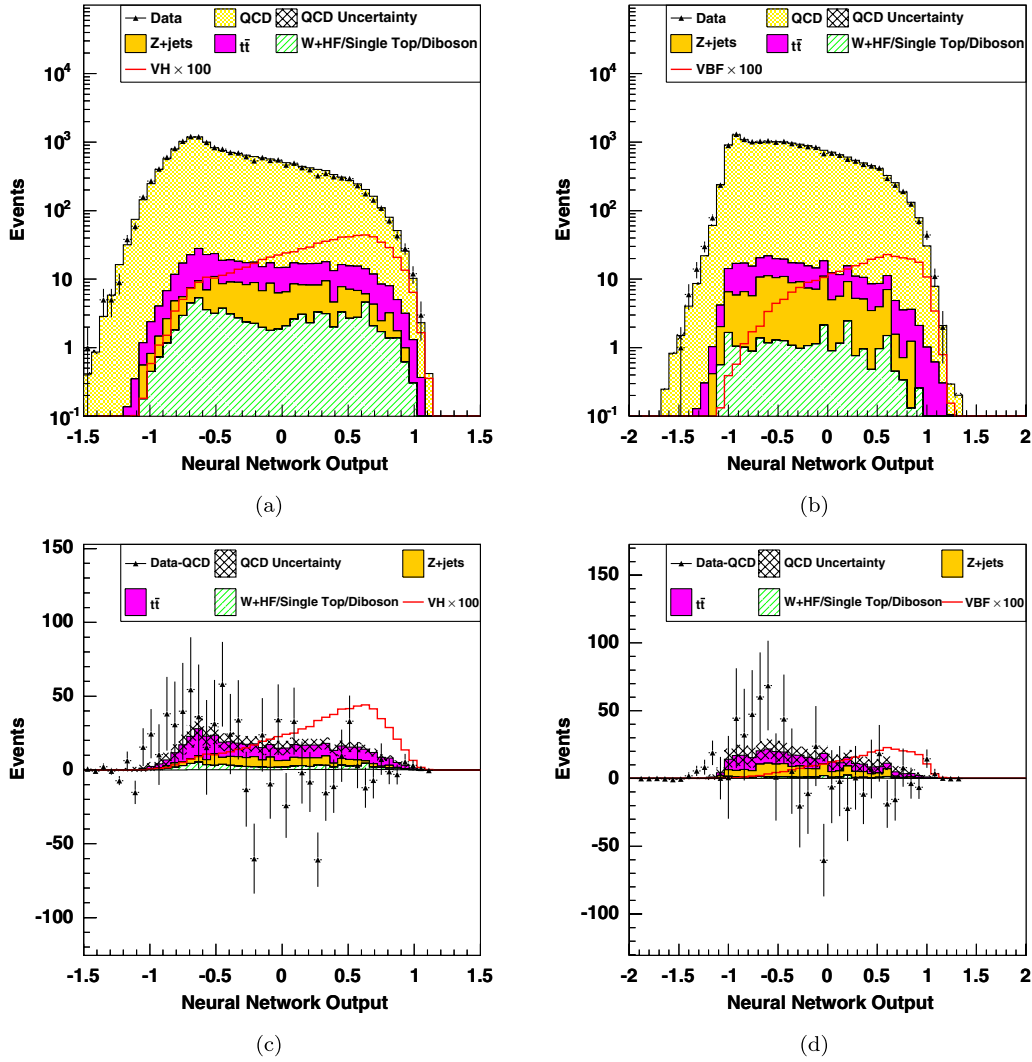


FIG. 5 (color online). NN distribution for VH -SS (a) and VBF -SS (b) for $m_H = 120 \text{ GeV}/c^2$. As the QCD background is large, data-QCD versions for VH -SS and VBF -SS are shown in (c) and (d), respectively. The VH and VBF distributions are scaled by a factor of 100.

cross sections [5]. The Higgs signal cross section uncertainty is $\approx 5\%$ [5] but is not included as its effect is negligible.

The uncertainties which affect the Higgs signal NN output shape are the JES, ISR/FSR, and jet moments. Section VI defined the jet-moment uncertainty as half of the offset required to correct the MC. The Higgs signal jet moment NN shape uncertainty is defined as the difference of the Higgs signal NN shape using the nominal jet moment correction and the Higgs signal NN shape using half of the jet moment correction.

For the TRF QCD prediction, we consider two shape uncertainties: an interpolation uncertainty and correction function uncertainty for m_{qq} , $\langle\phi\rangle$, and $\langle\eta\rangle$ variables. The interpolation uncertainty accounts for possible difference in the TRF between the regions where it was measured (TAG) and applied (SIGNAL) (Fig. 1). An alternative TRF

was measured using events in the CONTROL region, as indicated in Fig. 1, which is still background-dominated. The interpolation uncertainty is defined as the difference of the QCD NN shapes using the nominal TAG TRF and CONTROL TRF. The correction function uncertainty for m_{qq} is evaluated by deriving an alternative correction function for m_{qq} using events from the CONTROL region. This alternative m_{qq} correction function is applied to the TRF, instead of the nominal m_{qq} correction function, and propagated through the NN. The difference in the QCD NN shape between using the nominal correction function and the CONTROL region derived function defines the correction function shape uncertainty. The systematic uncertainty for $\langle\phi\rangle$, and $\langle\eta\rangle$ correction functions is evaluated in the same way. The QCD NN output varied at most by $\sim 2\text{--}3\%$ for each QCD shape systematic. The uncertainties are summarized in Table II.

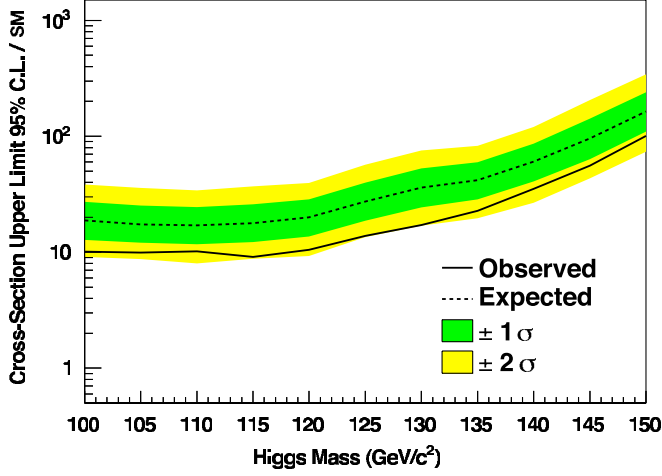


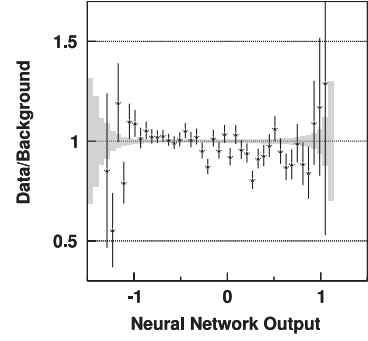
FIG. 6 (color online). Expected (dashed) and observed (solid) 95% CL normalized to the SM cross section for the combined VH and VBF channel. The dark (light) band represents the $1\sigma(2\sigma)$ expected limit range.

IX. RESULTS

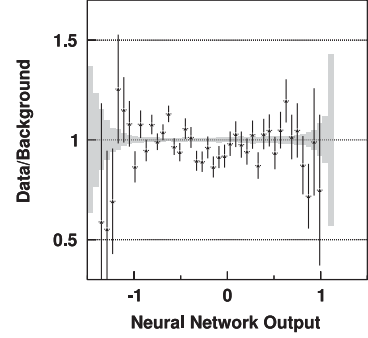
The NN output distribution of data are compared to the background and we find no excess of events over the expected background. We calculate upper limits on the excluded Higgs boson cross section at the 95% CL for Higgs boson mass hypotheses $100 \leq m_H \leq 150 \text{ GeV}/c^2$ at $5 \text{ GeV}/c^2$ intervals. The limits are calculated using a Bayesian likelihood method with a flat prior for the signal cross section. We integrate over Gaussian priors for the systematic uncertainties and incorporate correlated rate and shape uncertainties as well as uncorrelated bin-by-bin statistical uncertainties [4]. The QCD normalization is a free parameter that is fit to the data.

TABLE III. Expected and observed 95% CL upper limits for the combined VH and VBF channels. The limits are normalized to the expected Higgs cross section.

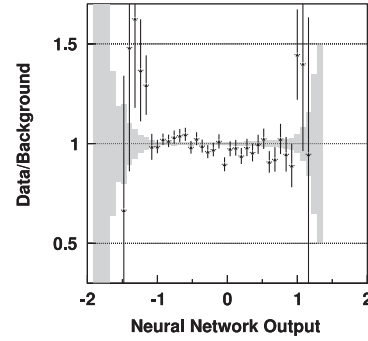
Higgs mass (GeV/c^2)	-2σ	-1σ	Median	$+1\sigma$	$+2\sigma$	Observed
100	9.1	12.8	18.8	27.2	38.5	10.1
105	8.7	12.1	17.4	25.2	35.8	9.9
110	8.0	11.7	17.1	24.5	34.2	10.2
115	8.8	12.2	17.8	25.9	36.9	9.1
120	9.3	13.7	20.0	28.5	39.5	10.5
125	13.5	18.7	27.3	39.8	57.0	13.8
130	17.0	24.4	36.1	52.8	75.4	17.2
135	19.6	28.6	41.9	59.7	82.7	22.7
140	26.7	40.7	60.4	86.6	120.2	35.2
145	43.4	63.5	95.7	142.1	205.3	55.8
150	73.8	109.9	164.1	240.3	341.9	101.0



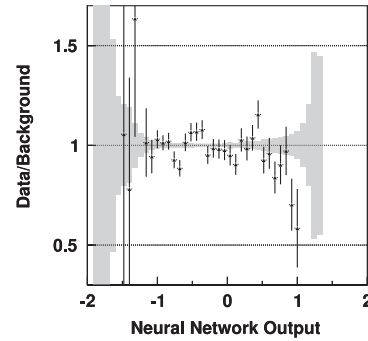
(a) VH -SS



(b) VH -SJ



(c) VBF -SS



(d) VBF -SJ

FIG. 7. Ratios of the data to background for VH -SS (a), VH -SJ (b), VBF -SS (c), and VBF -SJ (d) for the NN trained on $120 \text{ GeV}/c^2$ Higgs boson MC. The error bars of the data to background ratio are the statistical errors. The solid gray band is the ratio of the background systematic uncertainty to the background.

The median of the 95% CL obtained from 10000 simulated experiments is taken at the expected 95% CL. The $\pm 1\sigma$ (where σ denotes the standard deviation) and $\pm 2\sigma$ expected limits are derived from the 16th, 84th, 2nd and 98th percentiles of the distribution, respectively.

For $m_H = 120 \text{ GeV}/c^2$, the observed (expected) limit, normalized to the SM cross section, for the individual analysis channels are 11.9(25.6) for VH -SS, 43.4(51.8) for VH -SJ, 47.0(49.4) for VBF-SS, 93.7(132.3) for VBF-SJ, and 10.5(20.0) for the combination of these four channels. The combined channel limits for Higgs boson masses in the range between 100–150 GeV/c^2 are shown in Fig. 6 and summarized in Table III.

The observed limits for the individual search channels agree within 1σ of their expected limit, except for the VH -SS channel where we see a 2σ discrepancy. The observed data in the VH -SS channel have a deficit in the high signal region of the NN. Since the VH -SS channel is the most sensitive, it has the strongest influence on the combined limit; thus, the deviation of the observed limit from the expected limit in the VH -SS channel is similar to that of the combined limit. Figure 7 shows the ratio of the data to the expected background for the four analysis channels for the NN trained on a 120 GeV/c^2 Higgs boson. All four channels show a ratio ≈ 1 over the whole NN output range but the VH -SS channel has several points with a ratio of ≈ 0.9 at the NN output of ~ 0.5 ; the most sensitive region of the NN output where the Higgs signal peaks. If the background was mismodeled, either the TRF has incorrectly predicted the QCD background or the NN was at fault. The VH -SS and VBF-SS channels share the same TRF and the VBF-SS observed limit agrees with its expected limit. The VH -SS and VH -SJ channel share the same trained NN and the observed and expected limits in the VH -SJ channel agree. Since neither the NN nor TRF showed any evidence of corrupting the background prediction, it suggested the low ratio for VH -SS was likely to be a statistical fluctuation rather than evidence of background mismodeling.

X. SUMMARY

In summary, a search for the Higgs boson was performed in the all-hadronic final state and set observed (expected) limits of 10.5 (20.0) times the predicted standard model cross section at 95% CL for 120 GeV/c^2 Higgs boson. The measurements presented in this article has shown a factor of 2 improvement over the previous 2 fb^{-1} result for the all-hadronic Higgs boson search [12]. This article extended the 2 fb^{-1} analysis by including the VBF channel, adding an additional algorithm to identify bottom-quark jets, adding an artificial neural network to separate signal from background which includes $\langle\phi\rangle$ and $\langle\eta\rangle$ to distinguish gluon jets from quark jets, and by doubling the analyzed data set. CDF II continues to collect more data and further improvements to the analysis technique will extend the sensitivity of the all-hadronic Higgs boson search.

ACKNOWLEDGMENTS

We thank the Fermilab staff and the technical staffs of the participating institutions for their vital contributions. This work was supported by the U.S. Department of Energy and National Science Foundation; the Italian Istituto Nazionale di Fisica Nucleare; the Ministry of Education, Culture, Sports, Science and Technology of Japan; the Natural Sciences and Engineering Research Council of Canada; the National Science Council of the Republic of China; the Swiss National Science Foundation; the A.P. Sloan Foundation; the Bundesministerium für Bildung und Forschung, Germany; the Korean World Class University Program, the National Research Foundation of Korea; the Science and Technology Facilities Council and the Royal Society, UK; the Institut National de Physique Nucleaire et Physique des Particules/CNRS; the Russian Foundation for Basic Research; the Ministerio de Ciencia e Innovación, and Programa Consolider-Ingenio 2010, Spain; the Slovak Research and Development Agency; the Academy of Finland; and the Australian Research Council (ARC).

-
- [1] P. W. Higgs, *Phys. Lett.* **12**, 132 (1964).
 - [2] F. Englert, *Phys. Rev. Lett.* **13**, 321 (1964).
 - [3] The ALEPH, DELPHI, L3, and OPAL Collaborations, and the LEP Working Group for Higgs boson searches, *Phys. Lett. B* **565**, 61 (2003).
 - [4] T. Aaltonen *et al.* (CDF Collaboration), *Phys. Rev. Lett.* **104**, 061802 (2010).
 - [5] CDF Collaboration and D0 Collaboration and Tevatron New Physics and Higgs Working Group, [arXiv:1007.4587v1](https://arxiv.org/abs/1007.4587v1).
 - [6] ALEPH, CDF, D0, DELPHI, L3, OPAL, SLD, the LEP Electroweak Working Group, the Tevatron Electroweak Working Group, and the SLD Electroweak and Heavy Flavor Working Groups, [arXiv:0911.2604](https://arxiv.org/abs/0911.2604).
 - [7] A. Djouadi, J. Kalinowski, and M. Spira, *Comput. Phys. Commun.* **108**, 56 (1998).
 - [8] K. Nakamura and P. D. Group, *J. Phys. G* **37**, 075021 (2010).
 - [9] T. Aaltonen *et al.* (CDF Collaboration), *Phys. Rev. D* **80**, 071101 (2009).
 - [10] T. Aaltonen *et al.* (CDF Collaboration), *Phys. Rev. Lett.* **103**, 101802 (2009).
 - [11] T. Aaltonen *et al.* (CDF Collaboration), *Phys. Rev. Lett.* **104**, 141801 (2010).

- [12] T. Aaltonen *et al.* (CDF Collaboration), *Phys. Rev. Lett.* **103**, 221801 (2009).
- [13] D. E. Acosta *et al.* (CDF Collaboration), *Phys. Rev. D* **71**, 032001 (2005).
- [14] D. E. Acosta *et al.* (CDF Collaboration), *Phys. Rev. D* **71**, 052003 (2005).
- [15] A. Abulencia *et al.* (CDF Collaboration), *J. Phys. G* **34**, 2457 (2007).
- [16] F. Abe *et al.* (CDF Collaboration), *Phys. Rev. D* **45**, 1448 (1992).
- [17] A. Bhatti *et al.* (CDF Collaboration), *Nucl. Instrum. Methods Phys. Res., Sect. A* **566**, 375 (2006).
- [18] Missing transverse energy significance is defined as the ratio of the total missing transverse energy to the square root of the total transverse energy.
- [19] A. Abulencia *et al.* (CDF Collaboration), *Phys. Rev. D* **74**, 072006 (2006).
- [20] T. Sjöstrand *et al.*, *Comput. Phys. Commun.* **135**, 238 (2001).
- [21] R. Brun *et al.*, Report No. CERN-DD-EE-84-01, 1987.
- [22] E. Gerchtein and M. Paulini, [arXiv:physics/0306031](https://arxiv.org/abs/physics/0306031).
- [23] T. Aaltonen *et al.* (CDF Collaboration), *Phys. Rev. D* **81**, 052011 (2010).
- [24] T. Aaltonen *et al.* (CDF Collaboration), *Phys. Rev. Lett.* **105**, 012001 (2010).
- [25] A. Hoecker *et al.*, [arXiv:physics/0703039](https://arxiv.org/abs/physics/0703039).
- [26] $\cos\theta_{q_1}^*$ is the cosine helicity angle of q_1 . The q_1 helicity angle, $\theta_{q_1}^*$, is defined to be the angle between the momentum of q_1 in the $q_1 - q_2$ rest frame and the total momentum of $q_1 - q_2$ in the lab frame.
- [27] $\cos\theta_3$ is defined in a three jet rest frame as the cosine of the leading jet scattering angle. We reduce from four jets to three jets by combining the two jets with the lowest dijet mass. Thus $\cos\theta_3 = \frac{\vec{P}_{AV} \cdot \vec{P}_3}{|\vec{P}_{AV}| |\vec{P}_3|}$, where \vec{P}_3 is the third jet and \vec{P}_{AV} is the vector sum of the three jets in the lab frame [28].
- [28] S. Geer and T. Asakawa, *Phys. Rev. D* **53**, 4793 (1996)